
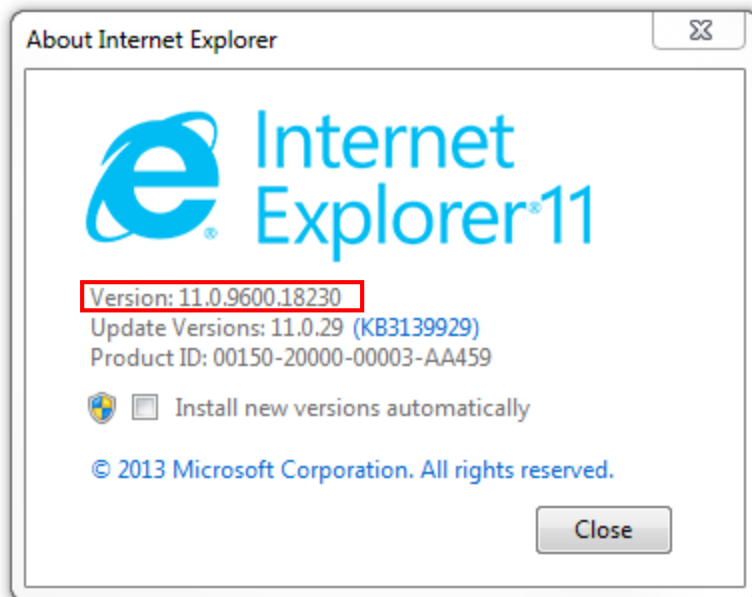


Attachment 8 Browser Update Instructions



For HIPAA security reasons the latest browser version should be used. The browser must have Transport Layer Security (TLS) encryption protocol enabled (1.0 and later) and all Secure Sockets Layer (SSL) encryption disabled.

Internet Explorer/Edge

- Recommend using the latest version. As of March 7, 2016 the latest version is IE /Edge 11. (This will appear as any version that begins with 11.)
- If using IE version 8 thru IE version 10 on a PC or IE version 10 on a mobile device:
 - Disable all SSL encryption protocols.
 - Enable all the TLS encryption protocols.
- **Do not** use any older version as they are not HIPAA compliant.
- To determine what version of IE/Edge you are using:
- Open IE/Edge.
- At the top right of the program window, click the gear icon 
- Select "About Internet Explorer" in the menu



Firefox

- Recommend using the latest version. As of April 27, 2016 the latest version is 45.0.2
- **Do not** use any Firefox version before version 34 because it is not HIPAA compliant.
- To determine what version of Firefox you are using:
 - Open Firefox
 - Click the menu button 
 - Click 
 - Select "About Firefox".
 - When the "About Firefox" window appears, the version number will be listed underneath the Firefox name.

Attachment 8 Browser Update Instructions



Chrome

- Recommend using the latest version. As of April 27, 2016 the latest version is Chrome 50.0.2661.87 m
- If using a version of Chrome before version 40:
 - Disable all SSL encryption protocols.
 - Enable all the TLS encryption protocols.
- Google Chrome uses many services, such as automatic spell checking (not the native spell check), translations, etc., which can send data back to the Google servers. It is suggested that all Google services need to be disabled to be HIPAA compliant.
- To determine the version of Google Chrome you have installed, you will need to view the “About” page as follows:
 - Click the Menu icon near the top right corner of the Chrome window (just below the X button that closes the window).
 - In newer versions of Chrome, select Help, then select “About Google Chrome”.
 - In older versions of Chrome, select “About Google Chrome” in the menu.

Chrome

History

Extensions

Settings

About

About



Google Chrome

A web browser built for speed, simplicity, and security

Get help with using Chrome

Report an issue

Version 50.0.2661.87 m



Google Chrome is up to date.

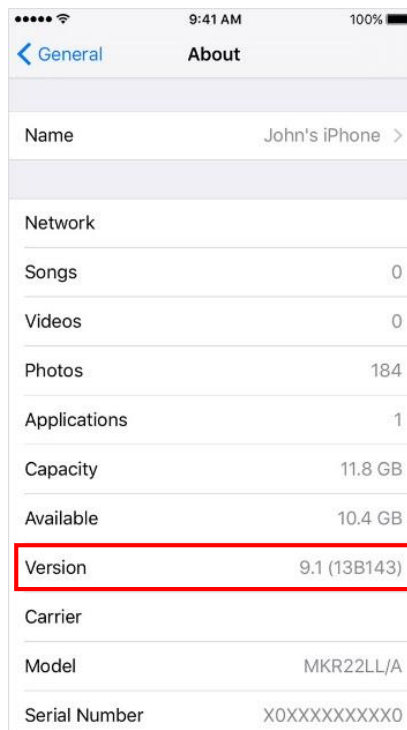
Attachment 8 Browser Update Instructions

Safari

- Recommend using the latest version. As of March 7, 2016 the latest versions are:
 - **Mac - version 9 in OS X 10.11**
 - **iPhones and iPads** - version 9 in iOS 9
- **Note: Apple doesn't support Safari for Windows, so Safari for Windows is NOT an acceptable browser to use to access BIBS.**
- If using a version of Safari before version 9 in OS X 10.11 (for Macs) or version 9 in iOS 9 (for iPhones, iPads and iPods):
 - Disable all SSL encryption protocols.
 - Enable all the TLS encryption protocols.
- To determine the version of Safari you have installed on your Mac
 - Open your Safari web browser.
 - Click on **Safari** in your Safari menu, located at the top of your screen next to the Apple logo.
 - In the drop-down menu choose the option labeled "**About Safari**".
 - A dialog box will now appear containing the browser's version number.
 - The first number is the major version of Safari. (This should start with a "9" to be current.)
 - The number inside the parenthesis is the build version.

To determine the version of Safari you have installed on your iPhone or iPad

- From the Home Screen, tap **Settings > General > About**.
- The iOS version of your device should appear on this screen.



**Attachment 8
Browser Update Instructions**

I have received the Browser Update Instructions and understand that, for the purpose of HIPPA security, the latest browser should be used. My signature below certifies that I have updated one or more browsers to meet the latest recommended version.

Provider Name

Date

Provider Signature

Specialty