

Georgia Weekly Influenza Report

MMWR Week 16

Updated 5/1/2015

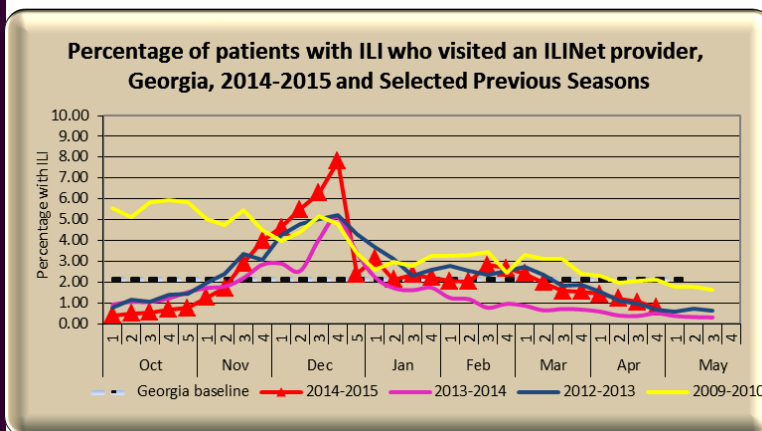
Week 16 (Apr. 19 - Apr. 25, 2015) Synopsis

During week 16 there was sporadic influenza activity in Georgia with minimal occurrences of sustained flu transmission.

- **Outpatient Illness Surveillance (ILINet):** The proportion of outpatient visits for ILI was 0.78%, which is below the Georgia baseline of 2.1%.
- **Geographic Spread of Influenza:** The geographic spread of influenza in Georgia was **SPORADIC** during week 16.
- **Metro Area Hospitalizations:** There were **3 hospitalizations** due to influenza infection during week 16. There have been **1,441** hospitalizations due to influenza infection so far this season.
- **Influenza Related Deaths:** There were 0 confirmed influenza-associated death during week 16. There have been **28** confirmed influenza-associated deaths as of 5/1/2015.
- **Reported Influenza Outbreaks:** There were 0 influenza-associated outbreaks during week 16. There have been **34** influenza-related outbreaks so far this season.
- **Viral Surveillance:** Of the **250** Specimens tested and reported by the Georgia Public Health Laboratory (GPHL) and the National Respiratory and Enteric Virus Surveillance System (NREVSS) collaborating laboratories during week 16, 8 (**3.20%**) were positive for influenza.
- **RSV Viral Surveillance:** Of the **76** specimens tested and reported by the Georgia Public Health Laboratory (GPHL) and the National Respiratory and Enteric Virus Surveillance System (NREVSS) collaborating laboratories during week 16, the percent positive of **ALL** laboratory confirmed tests was **1.32%**.

ILINet Provider Network Data

Percentage of patients with ILI reported by ILINet providers
(Volunteer providers who report percentage of patients with ILI seen by their practice or facility weekly. This week there are currently **16** ILINet providers reporting in Georgia.)



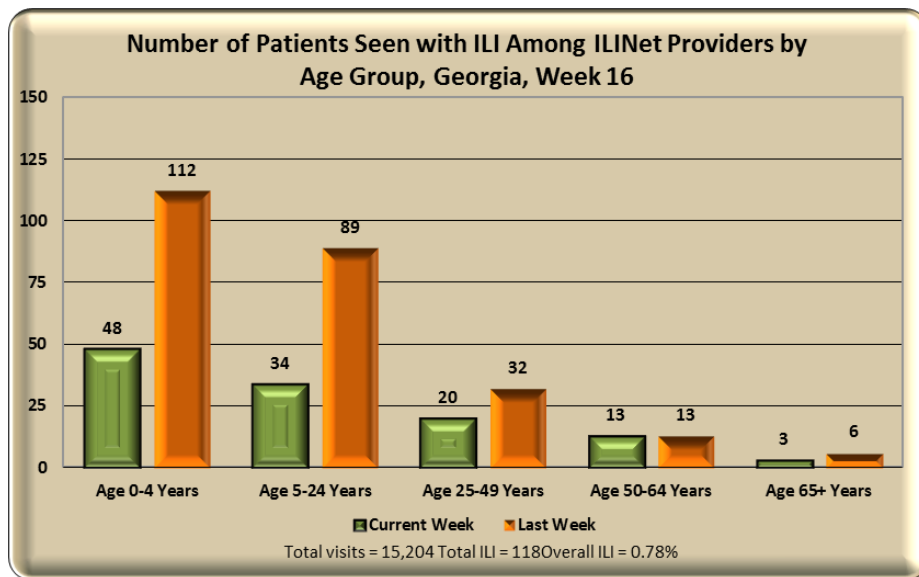
This Week: **0.78%** of patients seen in ILINet Provider offices were diagnosed with ILI.

Note: The Georgia baseline is formulated by averaging ILI percentage during weeks of endemic activity determined by laboratory results for influenza.

GEORGIA
DEPARTMENT OF
PUBLIC HEALTH

**ILINet patient visits by
age group**

This graph displays the number of patients seen at sentinel provider offices and diagnosed with ILI in the past week. The data are stratified by age-group.

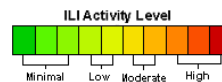


During **week 16** those aged 0 to 24 years were most often seen with ILI symptoms by ILINet providers.

ILI Activity Level Indicator - ILINet

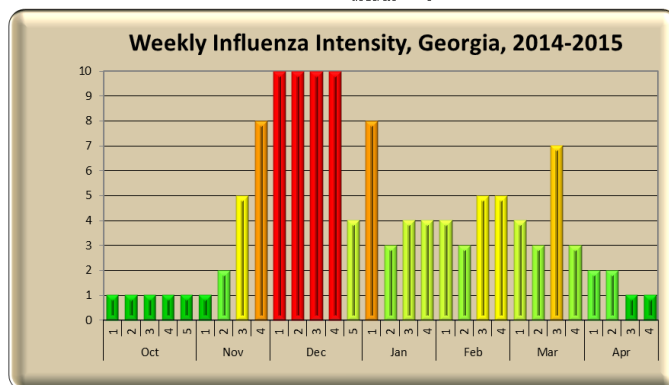
(This graph uses the proportion of outpatient visits for ILI to measure the ILI severity in Georgia.) For a national view, visit <http://cdc.gov/flu/weekly/>

Georgia ILI Intensity Indicator



ILI Activity Levels (1 - 10) correspond to the number of standard deviations away from the 3-year mean for the current week.

This week the intensity level is:
Minimal = 1



Georgia ILI Geographic Dispersion

This Week's Flu Code is:

SPORADIC

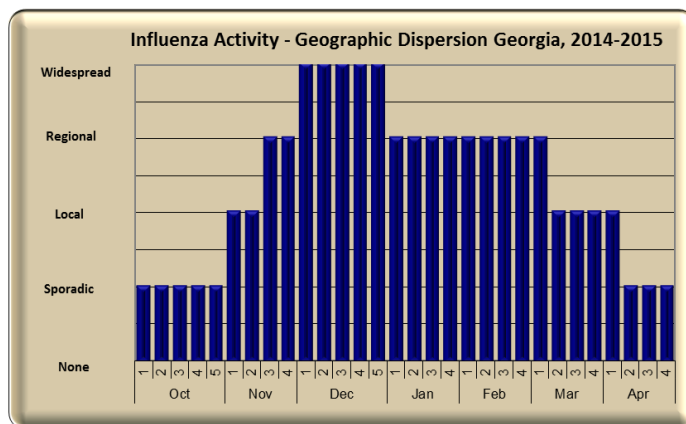
Sporadic = ILI activity has not increased and there are isolated lab-confirmed cases of influenza in the state

OR

ILI activity has not increased and there is a lab confirmed influenza outbreak in one institution throughout the state

Council of State and Territorial Epidemiologists Report – Geographic Dispersion

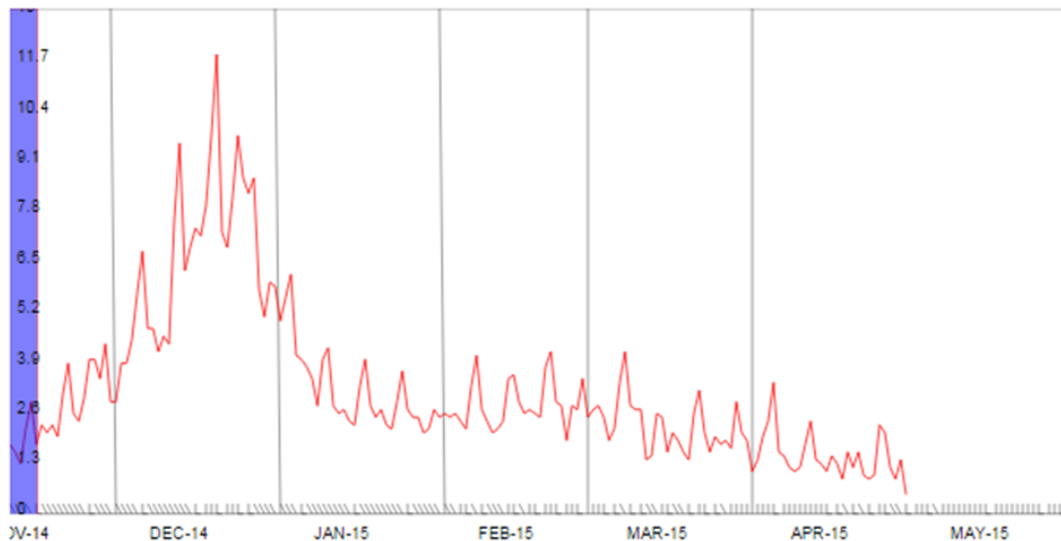
(This graph reflects geographic dispersion and is not an indicator of influenza severity)



GEORGIA
DEPARTMENT OF
PUBLIC HEALTH

Syndromic Surveillance
Data Daily Influenza-like
Illness Syndrome
(percentage of ILI visits)

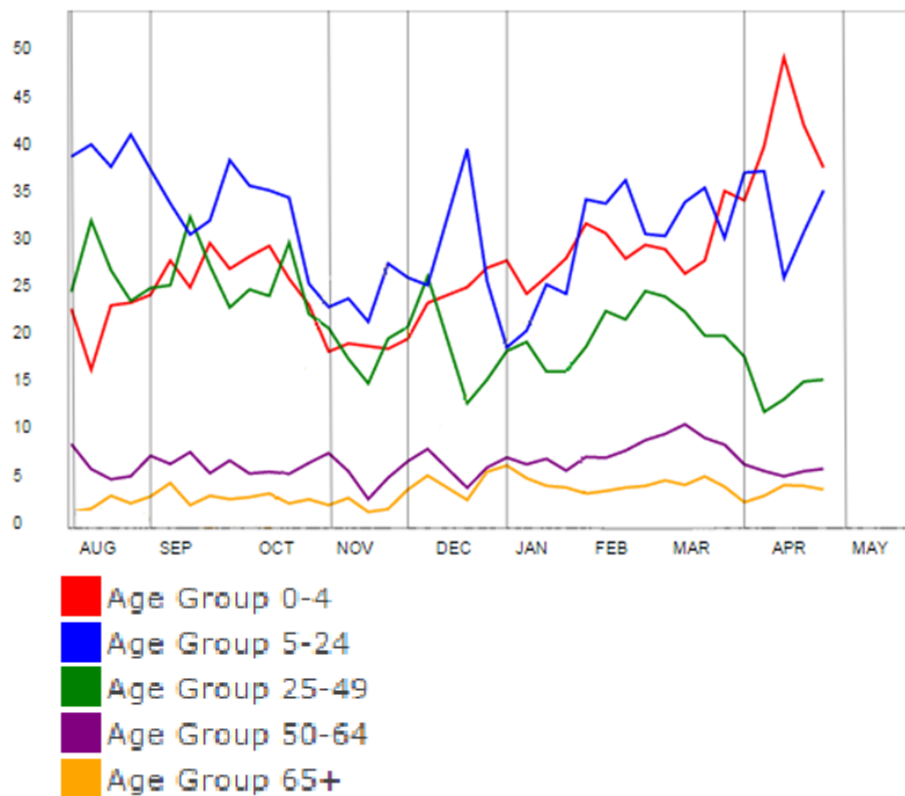
Daily Percent of ILI Syndrome Visits to Georgia Emergency



During **week 16** the daily percentage of patients seen for ILI in Georgia Emergency Departments reporting to our syndromic surveillance system decreased.

Syndromic Surveillance
Data Weekly Influenza-like
Illness Syndrome
(percentage of ILI visits by
Age Group)

Weekly Percent of ILI Syndrome Visits by Age Group



GEORGIA
DEPARTMENT OF
PUBLIC HEALTH

Influenza Hospitalizations in the eight county metro Atlanta area 2014-2015 (Emerging Infections Program data)

Influenza-Associated Deaths 2014-2015 Statewide (Influenza-associated deaths are a notifiable condition in Georgia)

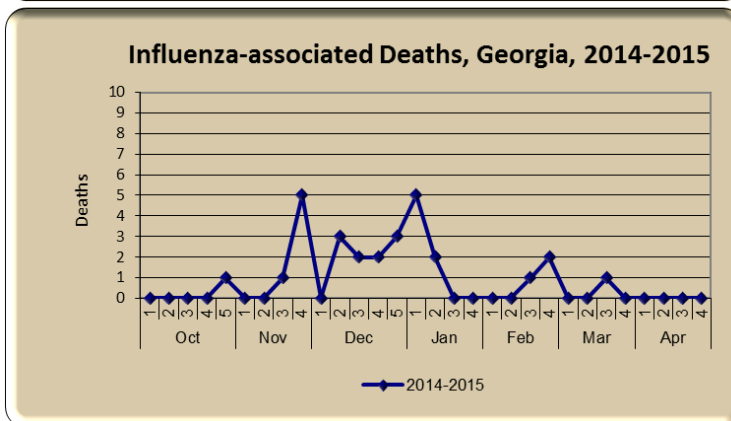
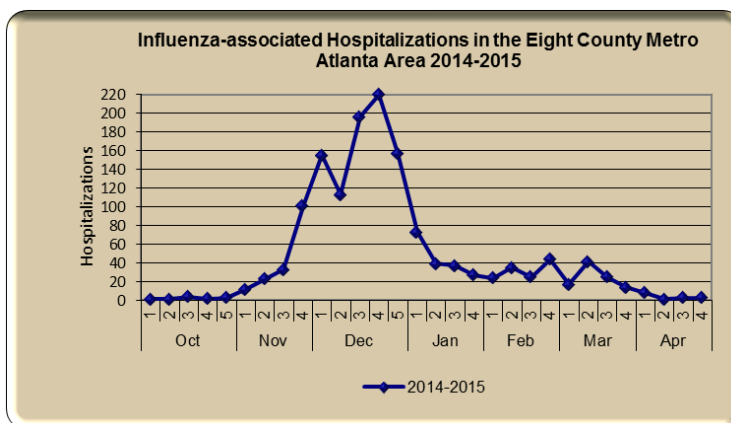
Influenza-Associated hospitalizations in the eight-county metro Atlanta area (Emerging Infections Program data)

Influenza-Associated deaths reported to Public Health

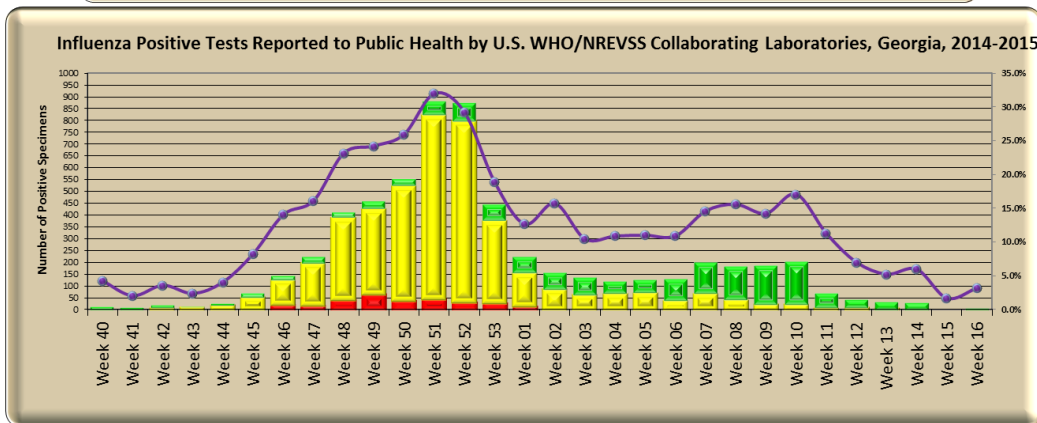
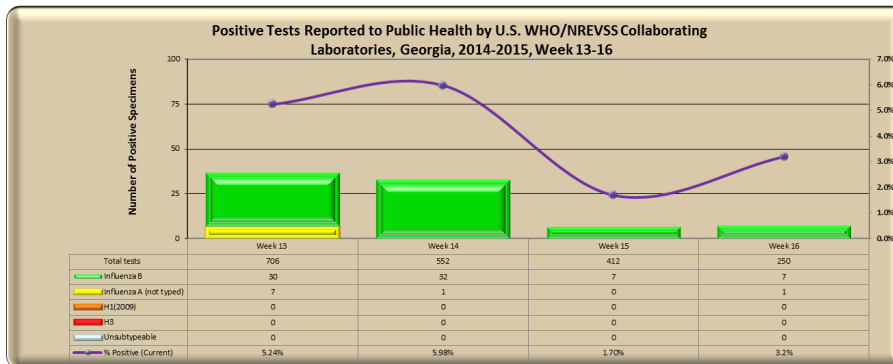
Georgia Influenza-Associated Hospitalizations and Deaths

	Number of Hospitalizations (8- County Metro-Area Only)	Hospitalization Rate (Cases/100,000 people)
0 - 4	100 (6.9%)	37.11
5 -17	119 (8.3%)	16.69
18 - 49	248 (17.2%)	13.64
50 - 64	240 (16.7%)	34.61
65+	734 (50.9%)	198.19
Total	1,441	38.39

Age Group	Number of Deaths
0 - 4	1
5 -17	0
18 - 49	5
50 - 64	3
65+	19
Total	28 (all confirmed influenza-associated deaths, 9/29/2014-5/1/2015)

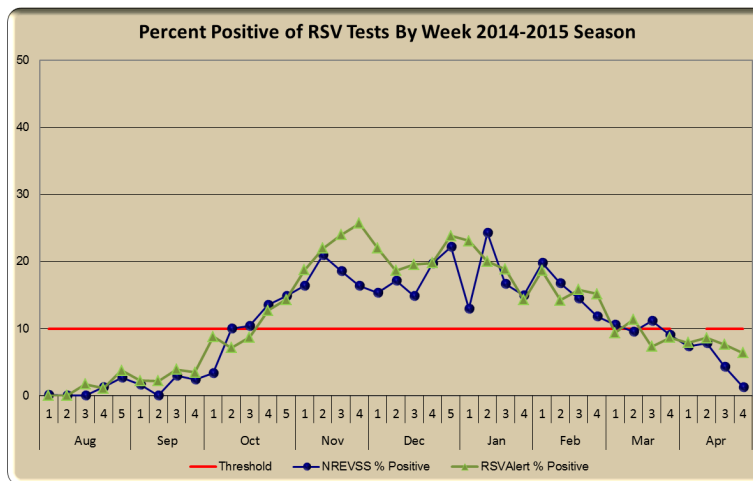


Georgia Virologic Surveillance Data



Note: Includes rapid tests reported from reference Laboratories and the Georgia Public Health Laboratory; not all positive laboratory results for influenza are reported to Public Health.

Respiratory Syncytial Virus (RSV) Surveillance Data



Flu News

[Flu Scan: H5N2 in Minnesota; Risk over dog flu virus](#)

[Flu Scan: Flu ebbs further in US; Vietnamese H5N1 vaccine trial](#)

[Flu Scan: Flu vaccine recall; H7N9 case in China; US flu declines further; FDA's Flublok claims warning](#)

[Minnesota declares state of emergency over bird flu in poultry](#)

**GEORGIA
DEPARTMENT OF
PUBLIC HEALTH**

2 Peachtree St. N.W.
Atlanta, GA 30303

Phone: 404-463-4625
Fax: 404-657-7517

E-mail: Audrey.Kunkes@dph.ga.gov

GA DPH on the web!
<http://dph.georgia.gov/>

Georgia threshold of RSV season onset and end

RSV season onset is defined as the first week of two (2) consecutive weeks when the percent positive of **ALL** lab confirmed tests are greater than or equal to 10%. The end of RSV season is now defined as the first week of two consecutive weeks when the percent positive of **ALL** lab confirmed tests are less than 10%.

RSV Season Status: ON

