

Georgia Weekly Influenza Report

MMWR Week 07

Updated 2/24/2017

Week 07 (February 12 — February 18, 2017) Synopsis

During week 07 there was high influenza-like illness activity in Georgia with widespread occurrences of sustained flu transmission.

- **Outpatient Illness Surveillance (ILINet):** The proportion of outpatient visits for ILI was **6.29%**, which is **above** the Georgia baseline of 2.1%.
- **Geographic Spread of Influenza:** The geographic spread of influenza in Georgia was **WIDESPREAD** during week 07.
- **Metro Area Hospitalizations:** There were 63 hospitalizations due to influenza infection during week 07. There have been 571 hospitalizations due to influenza so far this season.
- **Influenza Related Deaths:** There was 1 confirmed death due to influenza. There has been 4 confirmed influenza-associated deaths as of 2/24/2017.
- **Viral Surveillance:** Of the **923** specimens tested by Georgia clinical laboratories reporting to the National Respiratory and Enteric Virus Surveillance System (NREVSS) during week 07, **199 (21.56%)** were positive for influenza. Public Health Laboratories tested 78 specimens during week 07, 39 were positive for influenza.
- **Reported Influenza Outbreaks:** There have been 14 influenza outbreaks reported to DPH between 10/02/2016 and 02/18/2017.
- **RSV Viral Surveillance:** Of the **115** specimens tested and reported by the Georgia Public Health Laboratory (GPHL) and the National Respiratory and Enteric Virus Surveillance System (NREVSS) collaborating laboratories during week 07, the percent positive of **ALL** laboratory tests was 9.57%.

Flu News

[Health Map Vaccine Finder](#)

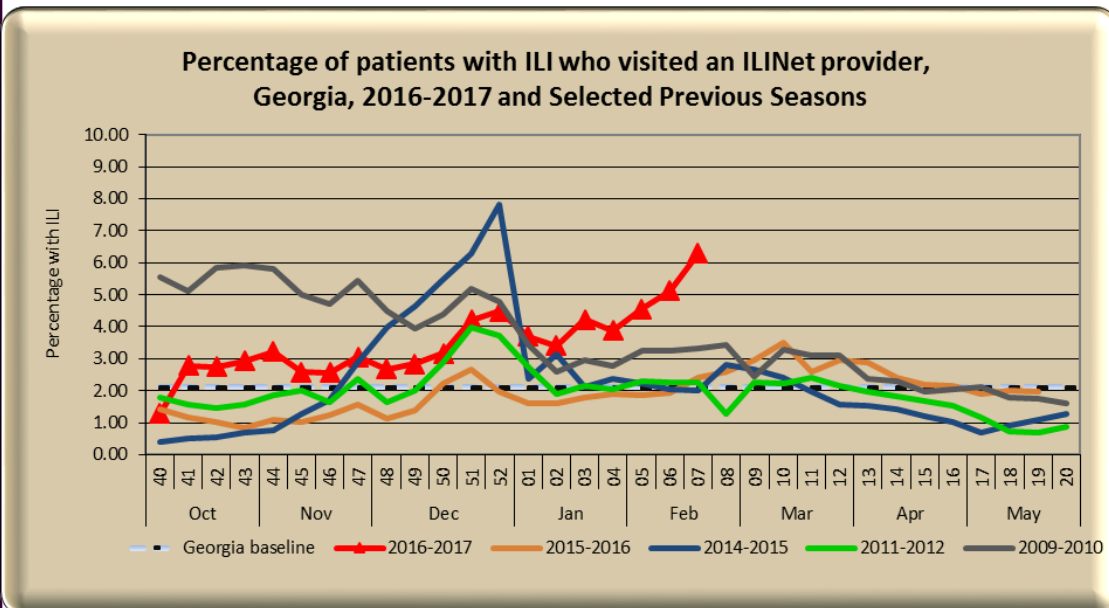
[Interim Estimates of 2016-2017 Seasonal Influenza Vaccine Effectiveness - United States, February 2017](#)

[Flu widespread in 46 states; 9 more kids' deaths reported](#)

**GEORGIA
DEPARTMENT OF
PUBLIC HEALTH**

Percentage of patients with ILI reported by ILINet providers
(Volunteer providers who report percentage of patients with ILI seen by their practice or facility weekly. This week there are currently **51** ILINet providers reporting in Georgia.)

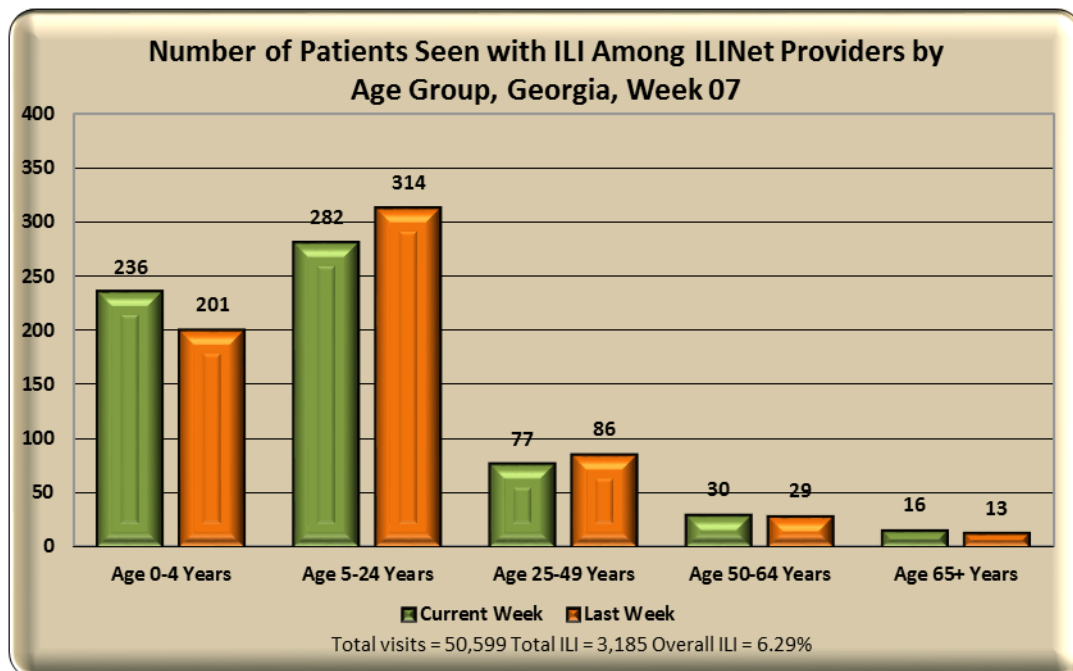
ILINet Provider Network Data



This Week: **6.29%** of patients seen in ILINet Provider offices were seen with ILI.

Note: The Georgia baseline is formulated by averaging ILI percentage during weeks of endemic activity determined by laboratory results for influenza.

ILINet Patient Visits By Age Group



ILINet patient visits by age group

This graph displays the number of patients seen at sentinel provider offices and diagnosed with ILI in the past week. The data are stratified by age-group.

During **week 07** those under 24 years of age were most often seen with ILI symptoms by ILINet providers.

**GEORGIA
DEPARTMENT OF
PUBLIC HEALTH**

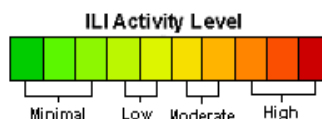
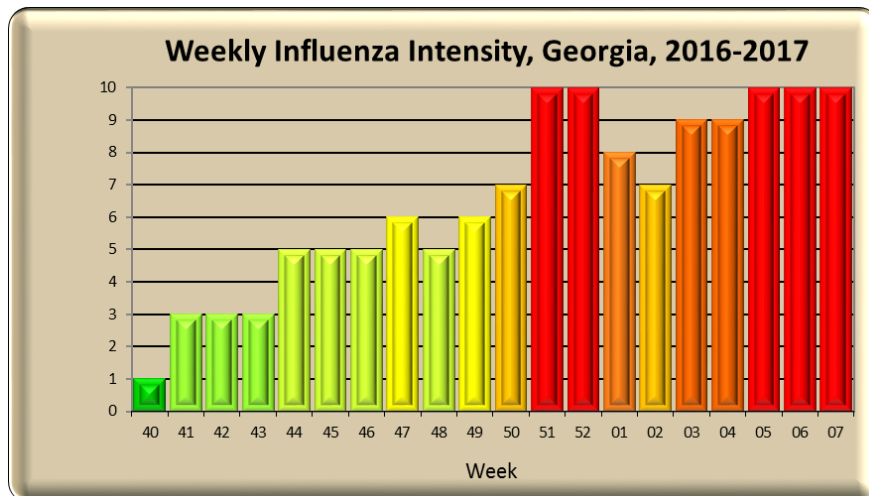
ILI Activity Level Indicator - ILINet

(This graph uses the proportion of outpatient visits for ILI to measure the ILI severity in Georgia.) For a national view, visit <http://cdc.gov/flu/weekly/>)

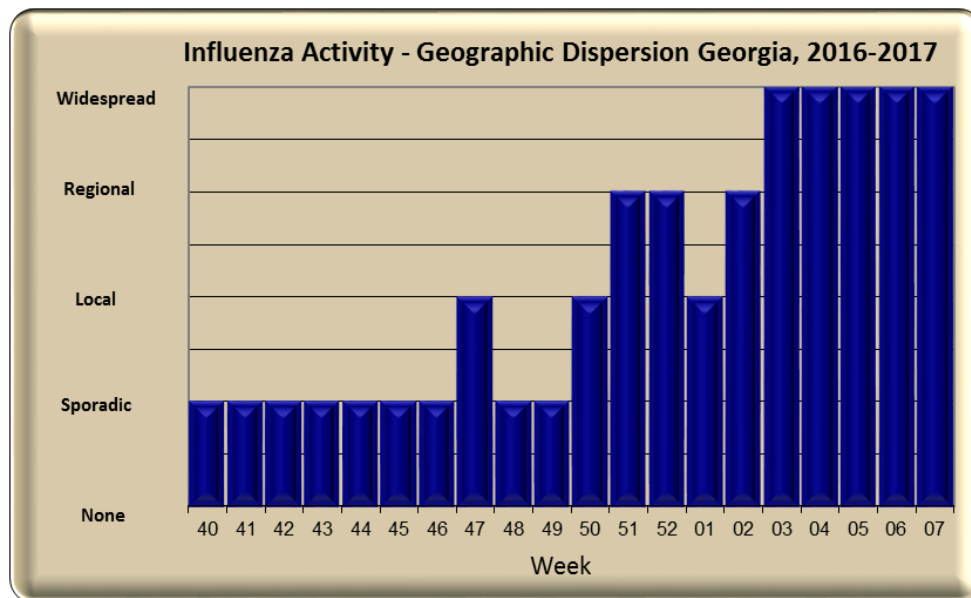
Georgia ILI Intensity Indicator

ILI Activity Levels (1 - 10) correspond to the number of standard deviations away from the 3-year mean for the current week.

This week the intensity level is: **High = 10**



Georgia ILI Geographic Dispersion



This Week's Flu Code is:

WIDESPREAD

Increased ILI and/or institutional outbreaks (ILI or lab confirmed) in at least half of the regions AND Recent (within the past 3 weeks) lab confirmed influenza in the state

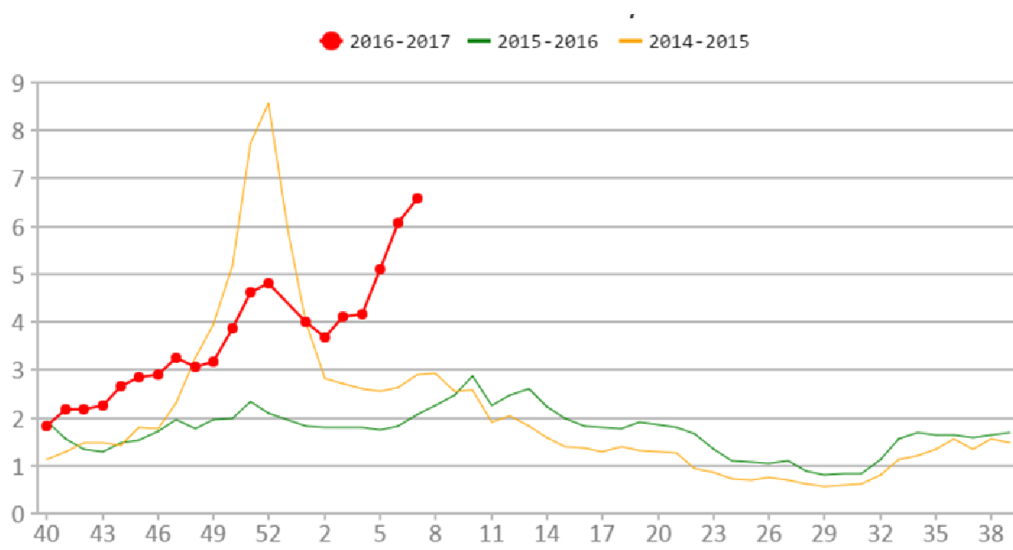
Council of State and Territorial Epidemiologists Report – Geographic Dispersion

(This graph reflects geographic dispersion and is not an indicator of influenza severity)

GEORGIA
DEPARTMENT OF
PUBLIC HEALTH

Syndromic Surveillance
Data Daily Influenza-like
Illness Syndrome
(percentage of ILI visits)

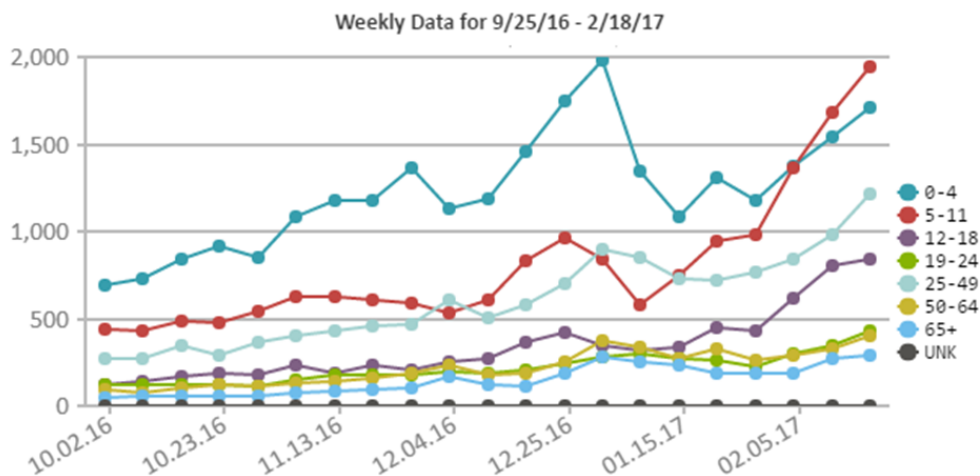
Percent of ILI Visits to Georgia Emergency Departments by MMWR Week



During week 07 the weekly percentage of patients seen for ILI in Georgia Emergency Departments reporting to our syndromic surveillance system increased to 6.59% (from 6.08% during week 06).

Number of Patient Visits with ILI Syndrome by Age Group

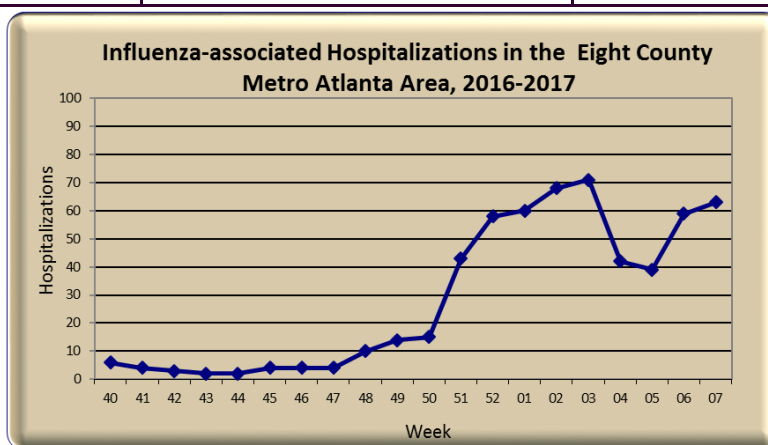
Syndromic Surveillance
Data Weekly Influenza-like
Illness Syndrome
(percentage of ILI visits by
Age Group)



Georgia Influenza-Associated Hospitalizations

Age Group	Number of Hospitalizations (8- County Metro-Area Only)	Hospitalization Rate (Cases/100,000 people)
0 - 4	59	21.95
5 -17	73	9.97
18 - 49	109	5.90
50 - 64	103	14.10
65+	227	55.17
Unknown	0	N/A
Total	571	14.31

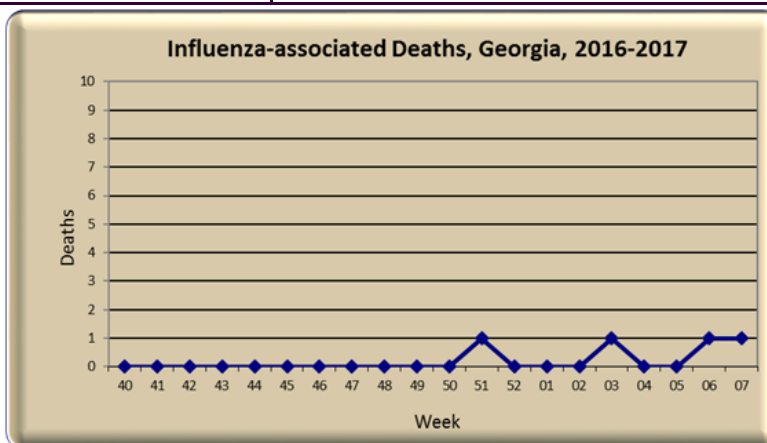
Influenza Hospitalizations in the eight county metro Atlanta area 2016-2017 (Emerging Infections Program data)



Georgia Influenza-Associated Deaths

Age Group	Number of Deaths
0 - 4	0
5 -17	0
18 - 51	0
51 - 64	0
65+	4
Total	0

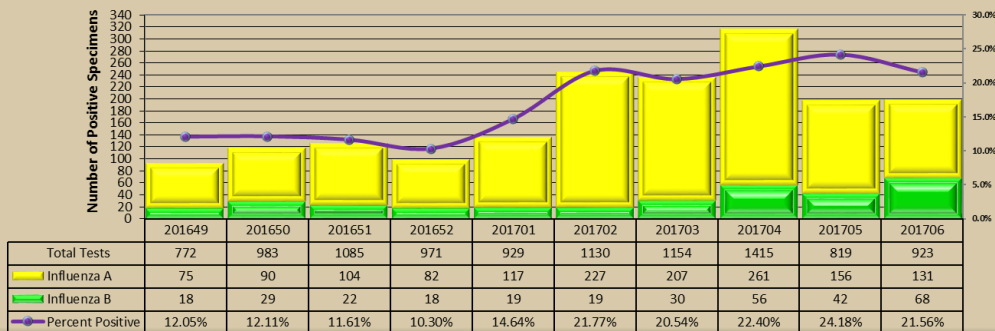
Influenza-Associated Deaths 2016-2017 Statewide (Influenza-associated deaths are a notifiable condition in Georgia)



Georgia Virologic Surveillance Data

**GEORGIA
DEPARTMENT OF
PUBLIC HEALTH**

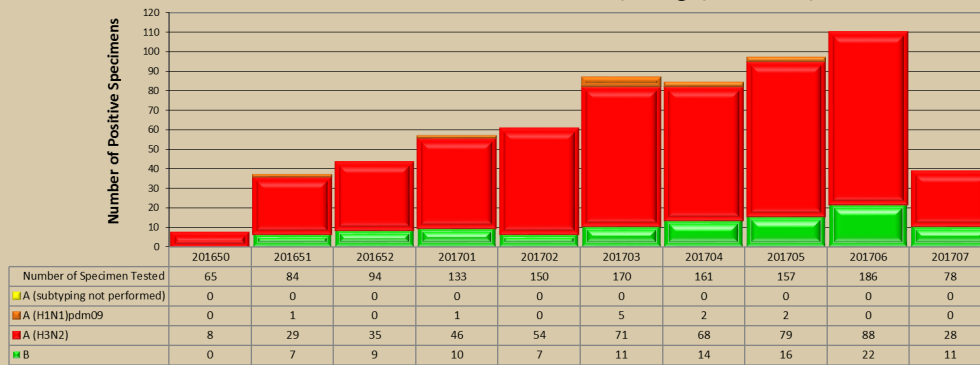
Influenza Positive Tests Reported to Public Health by Georgia Clinical Laboratories, Georgia, 2016-2017, Week 50 - 07



During **week 07** Georgia clinical laboratories reporting to NREVSS tested 923 specimens for influenza, 199 (21.56%) were positive. Both influenza A and B were identified.

Note: No subtyping information will be released from clinical laboratories

Influenza Positive Tests from Public Health Laboratories, Georgia, 2016-2017, Week 50 - 07



Public Health Laboratories tested 78 specimens for influenza during **week 07**, 39 were positive for influenza. Influenza A(H3N2) and influenza B were identified.

Georgia threshold of RSV season on-set and end

RSV season onset is defined as the first week of two (2) consecutive weeks when the percent positive of **ALL** lab confirmed tests are greater than or equal to 10%. The end of RSV season is now defined as the first week of two consecutive weeks when the percent positive of **ALL** lab confirmed tests are less than 10%.

RSV Season Status: ON

Respiratory Syncytial Virus (RSV) Surveillance Data

Percent Positive of RSV Tests By MMWR Week 2016-2017 Season

