

Georgia Weekly Influenza Report

MMWR Week 49

Updated 12/15/2017

Week 49 (December 3 — December 9, 2017) Synopsis

During week 49 there was moderate influenza-like illness intensity with regional occurrences throughout Georgia.

- **Outpatient Illness Surveillance (ILINet):** The proportion of outpatient visits for ILI was **3.7%**, which is **above** the regional baseline of 1.9%.
- **Geographic Spread of Influenza:** The geographic spread of influenza in Georgia was **REGIONAL** during week 49.
- **Metro Area Hospitalizations:** There were 10 hospitalizations due to influenza infection during week 49. There have been 61 hospitalizations due to influenza so far this season.
- **Influenza Related Deaths:** There were 0 confirmed deaths due to influenza during week 49. There have been 0 confirmed influenza-associated deaths as of 12/15/2017.
- **Viral Surveillance:** Of the **455** specimens tested by Georgia clinical laboratories reporting to the National Respiratory and Enteric Virus Surveillance System (NREVSS) during week 49, and **40 (8.8%)** were positive for influenza. Public Health Laboratories tested 19 specimens during week 49, eight specimens was positive for influenza.
- **Reported Influenza Outbreaks:** There have been 3 influenza outbreaks reported to DPH so far this season.
- **RSV Viral Surveillance:** Of the **219** specimens tested and reported by the Georgia Public Health Laboratory (GPHL) and the National Respiratory and Enteric Virus Surveillance System (NREVSS) collaborating laboratories during week 49, the percent positive of **ALL** laboratory tests was **17.8%**.

Flu News

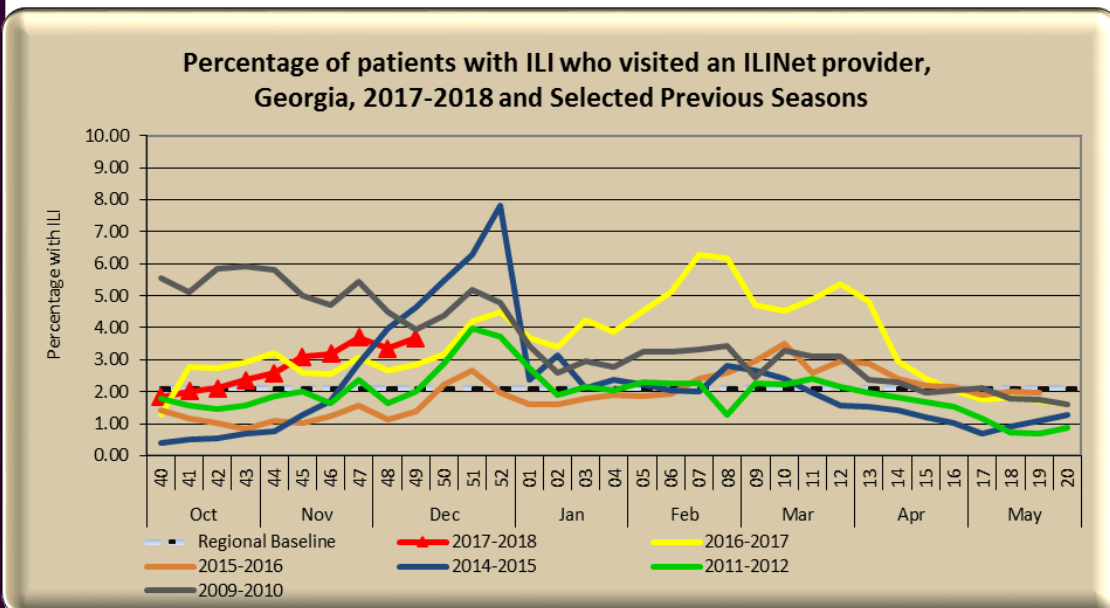
[Health Map Vaccine Finder](#)

[New estimate shows higher global rate of deaths from flu](#)

**GEORGIA
DEPARTMENT OF
PUBLIC HEALTH**

Percentage of patients with ILI reported by ILINet providers
(Volunteer providers who report percentage of patients with ILI seen by their practice or facility weekly. This week there are currently **48** ILINet providers reporting in Georgia.)

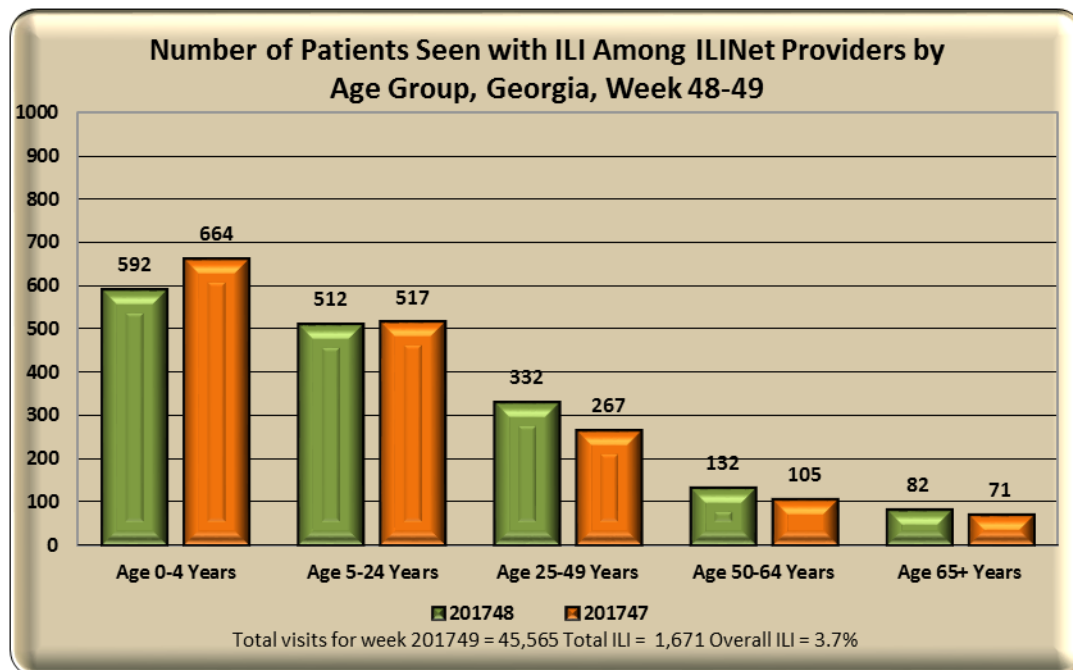
ILINet Provider Network Data



This Week: **3.7%** of patients seen in ILINet Provider offices were seen with ILI.

Note: The Georgia baseline is formulated by averaging ILI percentage during weeks of endemic activity determined by laboratory results for influenza.

ILINet Patient Visits By Age Group



ILINet patient visits by age group

This graph displays the number of patients seen at sentinel provider offices and diagnosed with ILI in the past week. The data are stratified by age-group.

During **week 49** those under 24 years of age were most often seen with ILI symptoms by ILINet providers.

**GEORGIA
DEPARTMENT OF
PUBLIC HEALTH**

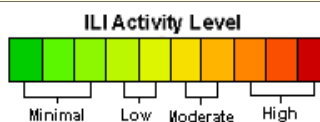
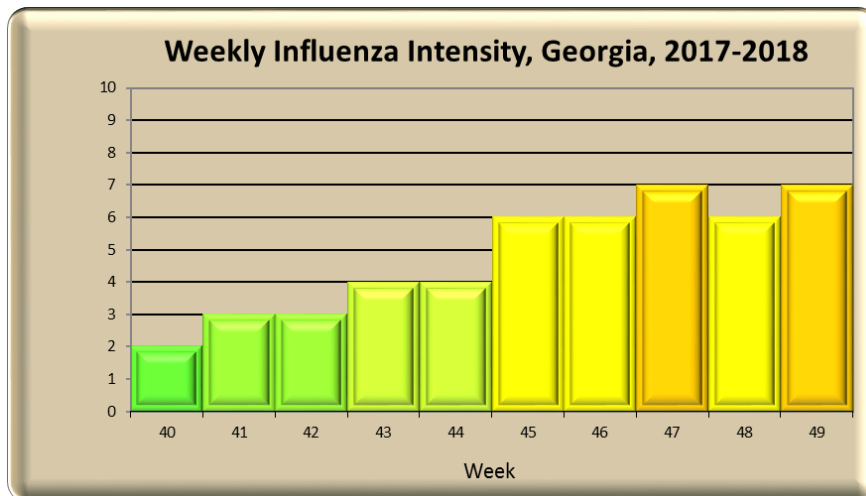
ILI Activity Level Indicator - ILINet

(This graph uses the proportion of outpatient visits for ILI to measure the ILI severity in Georgia.) For a national view, visit <http://cdc.gov/flu/weekly/>)

Georgia ILI Intensity Indicator

ILI Activity Levels (1 - 10) correspond to the number of standard deviations away from the 3-year mean for the current week.

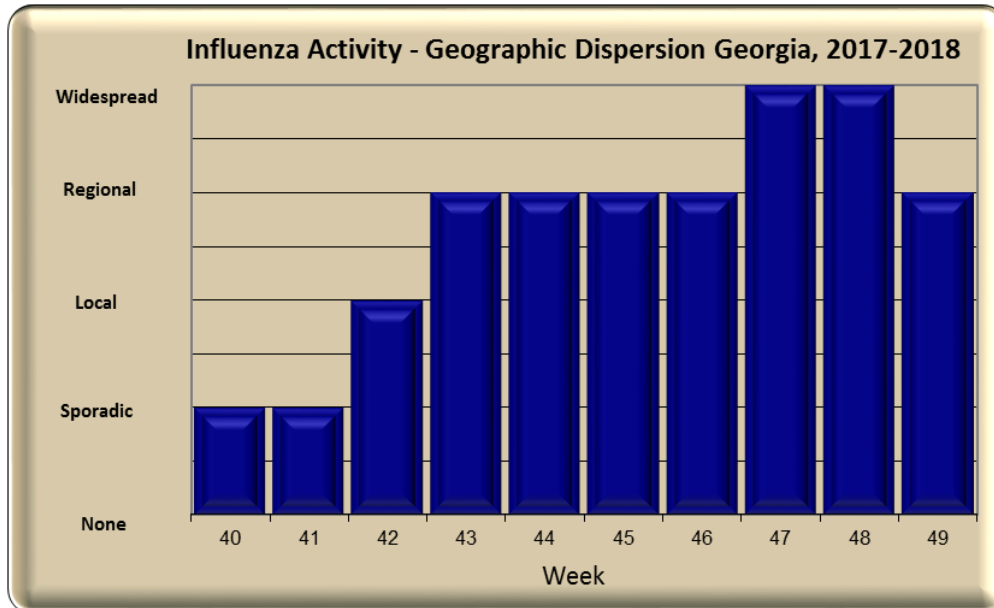
This week the intensity level is: **Moderate = 7**



Council of State and Territorial Epidemiologists Report – Geographic Dispersion

(This graph reflects geographic dispersion and is not an indicator of influenza severity)

Georgia ILI Geographic Dispersion



This Week's Flu Code is:

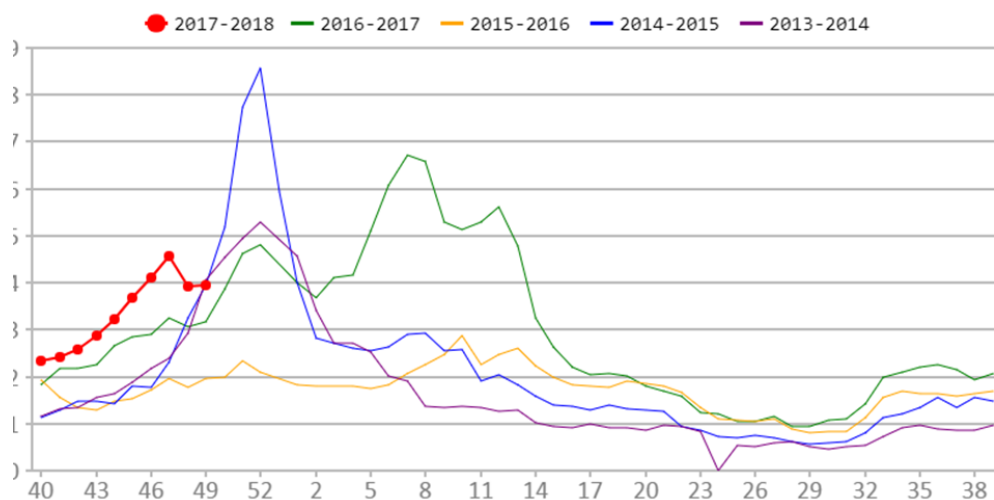
REGIONAL

Outbreaks of influenza OR Increases in ILI cases and recent laboratory-confirmed influenza cases in at least two but less than half the regions of the state with recent laboratory evidence of influenza in those regions in region with the outbreaks; virus activity is no greater than sporadic in other regions

GEORGIA
DEPARTMENT OF
PUBLIC HEALTH

Syndromic Surveillance
Data Daily Influenza-like
Illness Syndrome
(percentage of ILI visits)

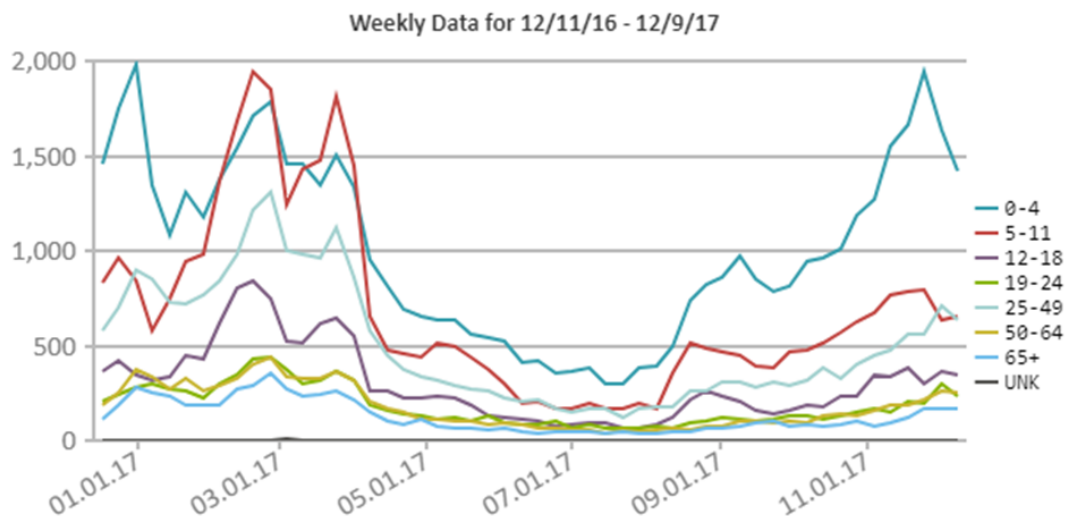
Percent of ILI Visits to Georgia Emergency Departments by
MMWR Week



During **week 49** the weekly percentage of patients seen for ILI in Georgia Emergency Departments reporting to our syndromic surveillance system was 3.94%, relatively the same compared to the previous week (from 3.93% during week 48).

Number of Patient Visits with ILI Syndrome by Age Group

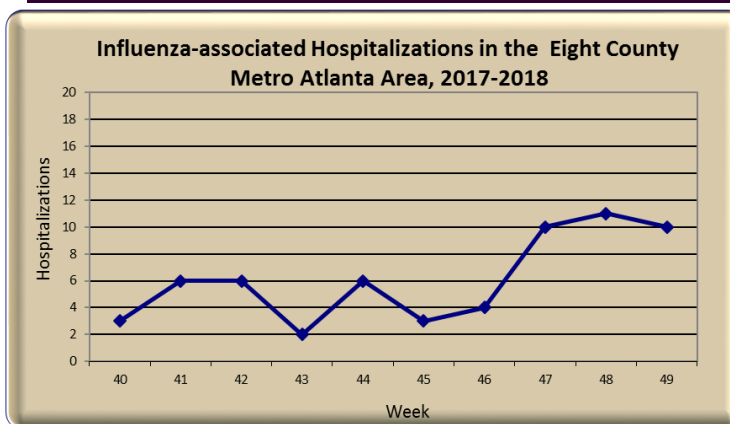
Syndromic Surveillance
Data Weekly Influenza-like
Illness Syndrome
(Number of ILI visits by Age
Group)



Georgia Influenza-Associated Hospitalizations

Age Group	Number of Hospitalizations (8- County Metro-Area Only)
0 - 4	2
5 -17	0
18 - 49	20
50 - 64	17
65+	22
Unknown	0
Total	61

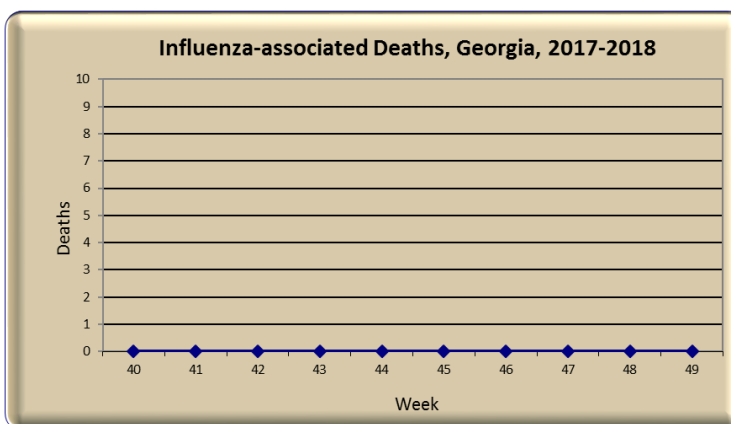
Influenza Hospitalizations in the eight county metro Atlanta area 2017-2018 (Emerging Infections Program data)



Georgia Influenza-Associated Deaths

Age Group	Number of Deaths
0 - 4	0
5 -17	0
18 - 51	0
51 - 64	0
65+	0
Total	0

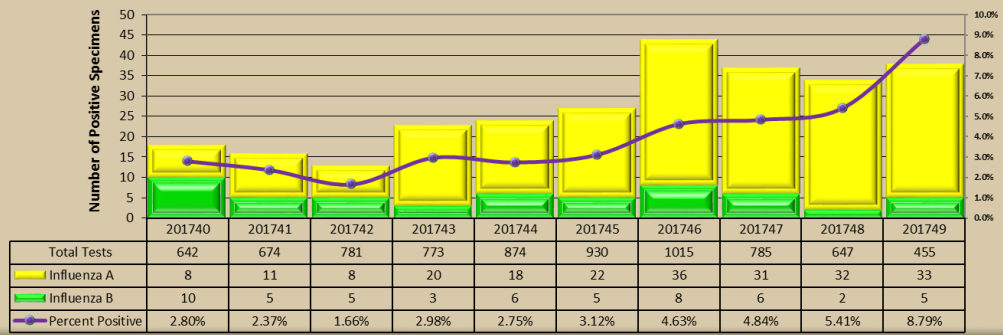
Influenza-Associated Deaths 2017-2018 Statewide (Influenza-associated deaths are a notifiable condition in Georgia)



Georgia Virologic Surveillance Data

GEORGIA
DEPARTMENT OF
PUBLIC HEALTH

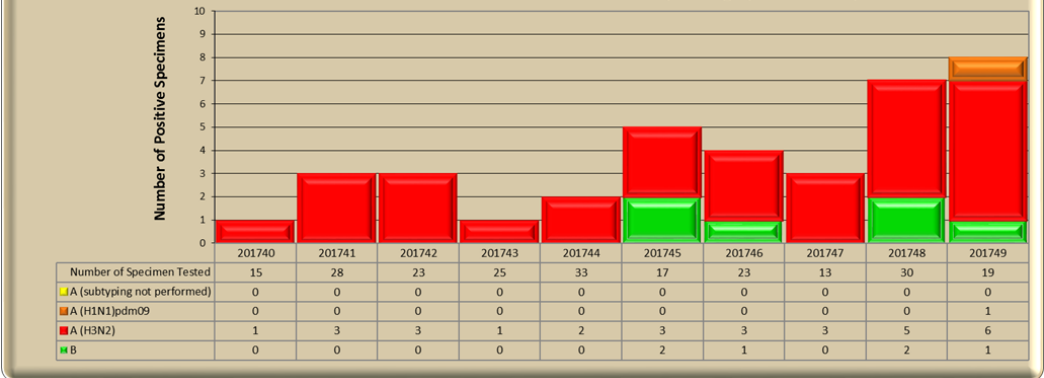
Influenza Positive Tests Reported to Public Health by Georgia Clinical Laboratories, Georgia, 2017-2018, Week 40-49



During **week 49** Georgia clinical laboratories reporting to NREVSS tested 455 specimens for influenza, 40 (8.8%) were positive. Both influenza A and B were identified.

Note: No subtyping information will be released from clinical laboratories

Influenza Positive Tests from Public Health Laboratories, Georgia, 2017-2018, Week 40-49



Public Health Laboratories tested 19 specimens for influenza during **week 49**. **Influenza A(H3N2)**, **influenza A(H1N1)**, and **Influenza B** were identified.

Georgia threshold of RSV season onset and end

RSV season onset is defined as the first week of two (2) consecutive weeks when the percent positive of **ALL** lab confirmed tests are greater than or equal to 10%. The end of RSV season is now defined as the first week of two consecutive weeks when the percent positive of **ALL** lab confirmed tests are less than 10%.

RSV Season Status: ON

Respiratory Syncytial Virus (RSV) Surveillance Data

Percent Positive of RSV Tests By MMWR Week 2016-2017 Season

