

Georgia Weekly Influenza Report

MMWR Week 45

Updated 11/14/2014

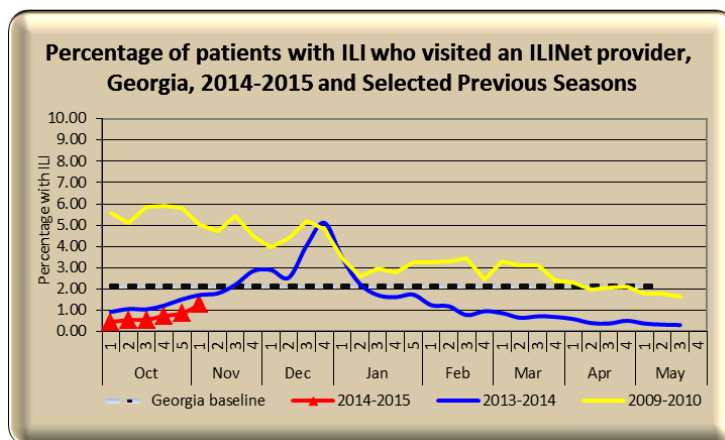
Week 45 (Nov. 2 - Nov. 8, 2014) Synopsis

During week 45 there was sporadic influenza activity in Georgia with minimal occurrences of sustained flu transmission.

- **Outpatient Illness Surveillance (ILINet):** The proportion of outpatient visits for ILI was **1.27%**, which is below the Georgia baseline of 2.1%.
- **Geographic Spread of Influenza:** The geographic spread of influenza in Georgia was **MINIMAL** during week 45.
- **Metro Area Hospitalizations:** There were **3** hospitalizations due to influenza infection. There have been 9 hospitalization due to influenza infection so far this season.
- **Influenza Related Deaths:** There were **0** confirmed deaths due to influenza during week 45. There has been 1 confirmed influenza-associated death so far this season.
- **Viral Surveillance:** Of the **616** Specimens tested and reported by the Georgia Public Health Laboratory (GPHL) and the National Respiratory and Enteric Virus Surveillance System (NREVSS) collaborating laboratories during week 45, **16 (2.6%)** were positive for influenza.
- **Reported Influenza Outbreaks:** There were **0** influenza-related outbreaks reported to public health during week 45. There have been 0 confirmed influenza-related outbreaks so far this season.
- **RSV Viral Surveillance:** Of the **379** specimens tested and reported by the Georgia Public Health Laboratory (GPHL) and the National Respiratory and Enteric Virus Surveillance System (NREVSS) collaborating laboratories during week 45, the percent positive of **ALL** laboratory confirmed tests was 17.9%.

ILINet Provider Network Data

Percentage of patients with ILI reported by ILINet providers
(Volunteer providers who report percentage of patients with ILI seen by their practice or facility weekly. This week there are currently **23** ILINet providers reporting in Georgia.)



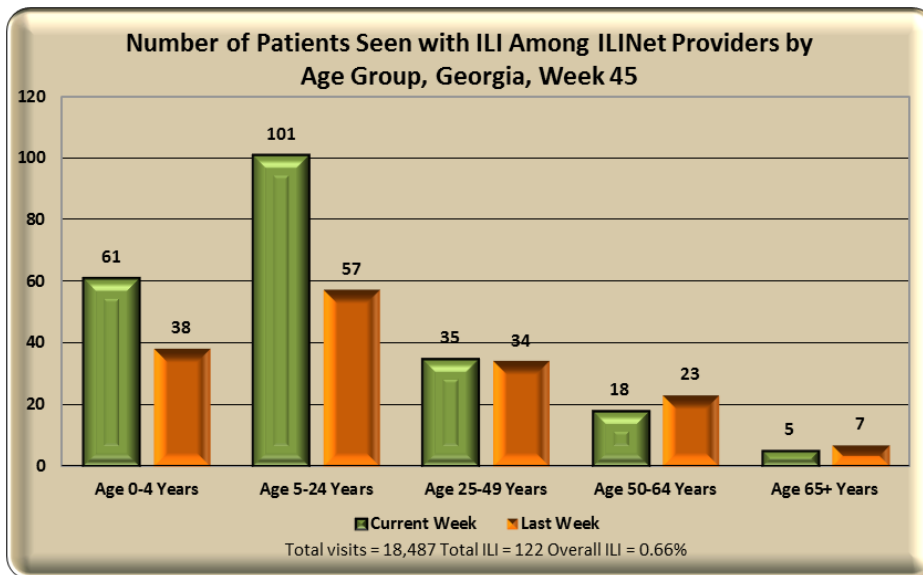
This Week: **1.27%** of patients seen in ILINet Provider offices were diagnosed with ILI.

Note: The Georgia baseline is formulated by averaging ILI percentage during weeks of endemic activity determined by laboratory results for influenza.

**GEORGIA
DEPARTMENT OF
PUBLIC HEALTH**

**ILINet patient visits by
age group**

This graph displays the number of patients seen at sentinel provider offices and diagnosed with ILI in the past week. The data are stratified by age-group.

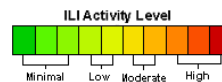


During week 45 those 5-24 years of age were most often seen with ILI symptoms by ILINet providers.

ILI Activity Level Indicator - ILINet

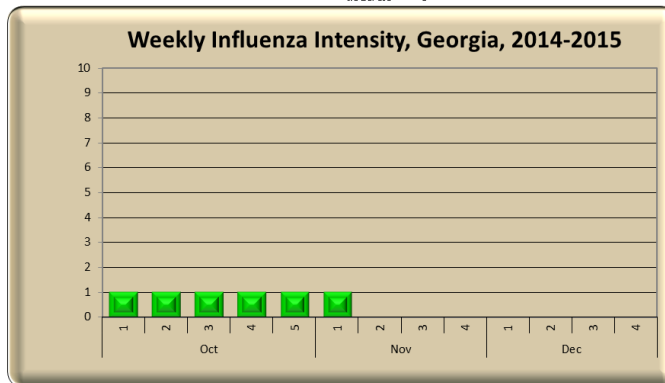
(This graph uses the proportion of outpatient visits for ILI to measure the ILI severity in Georgia.) For a national view, visit <http://cdc.gov/flu/weekly/>

Georgia ILI Intensity Indicator



ILI Activity Levels (1 - 10) correspond to the number of standard deviations away from the 3-year mean for the current week.

This week the intensity level is:
Minimal = 1



Georgia ILI Geographic Dispersion

This Week's Flu Code is:

LOCAL

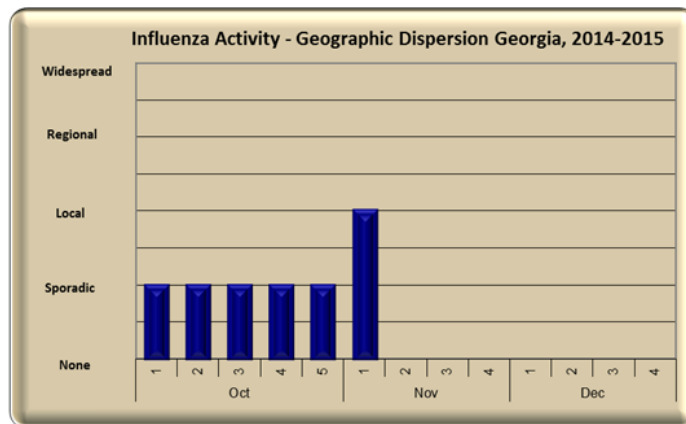
Local = Outbreaks of influenza

OR

Increases in ILI cases and recent laboratory-confirmed influenza cases in a single region of the state

Council of State and Territorial Epidemiologists Report – Geographic Dispersion

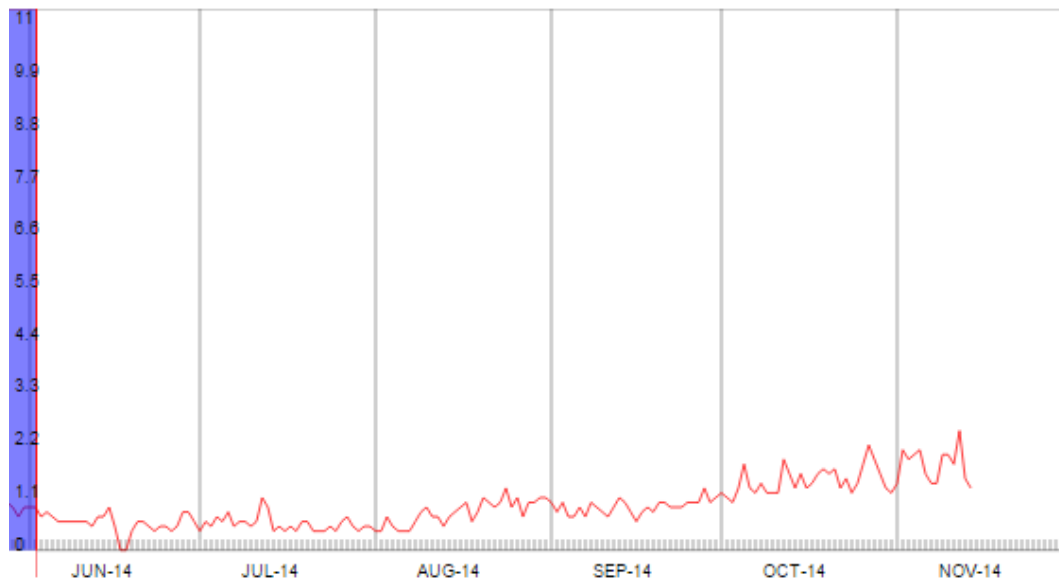
(This graph reflects geographic dispersion and is not an indicator of influenza severity)



GEORGIA
DEPARTMENT OF
PUBLIC HEALTH

Syndromic Surveillance
Data Daily Influenza-like
Illness Syndrome
(percentage of ILI visits)

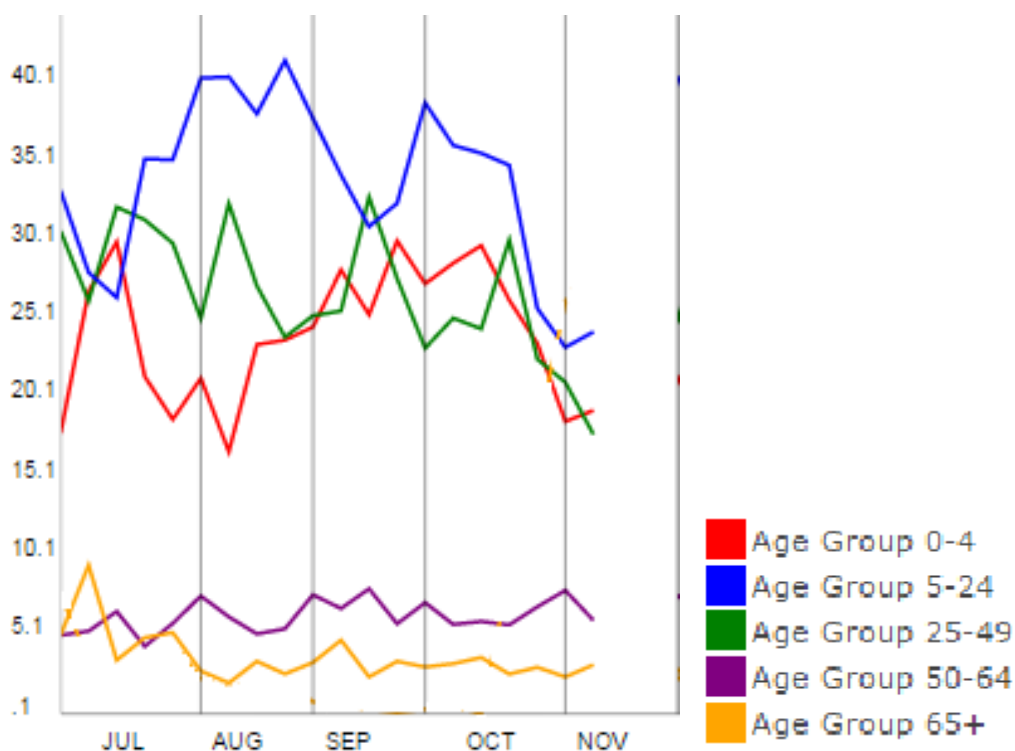
Daily Percent of ILI Syndrome Visits to Georgia Emergency



During **week 45** the daily percentage of patients seen for ILI in Georgia Emergency Departments reporting to our syndromic surveillance system slightly increased compared to the previous week.

Syndromic Surveillance
Data Weekly Influenza-like
Illness Syndrome
(percentage of ILI visits by
Age Group)

Weekly Percent of ILI Syndrome Visits by Age Group



**GEORGIA
DEPARTMENT OF
PUBLIC HEALTH**

Influenza Hospitalizations in the eight county metro Atlanta area 2014-2015 (Emerging Infections Program data)

Influenza-Associated Deaths 2014-2015 Statewide (Influenza-associated deaths are a notifiable condition in Georgia)

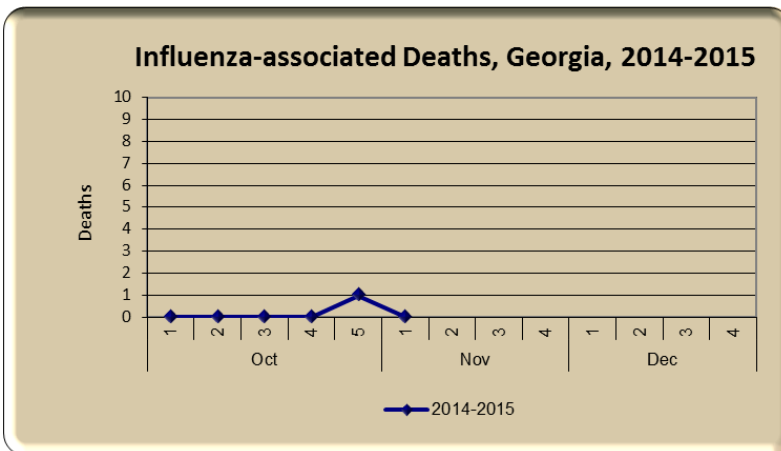
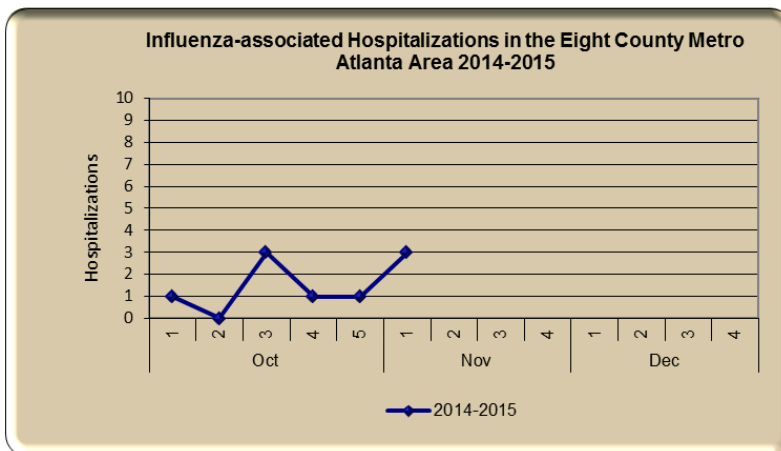
Influenza-Associated hospitalizations in the eight-county metro Atlanta area (Emerging Infections Program data)

Influenza-Associated deaths reported to Public Health

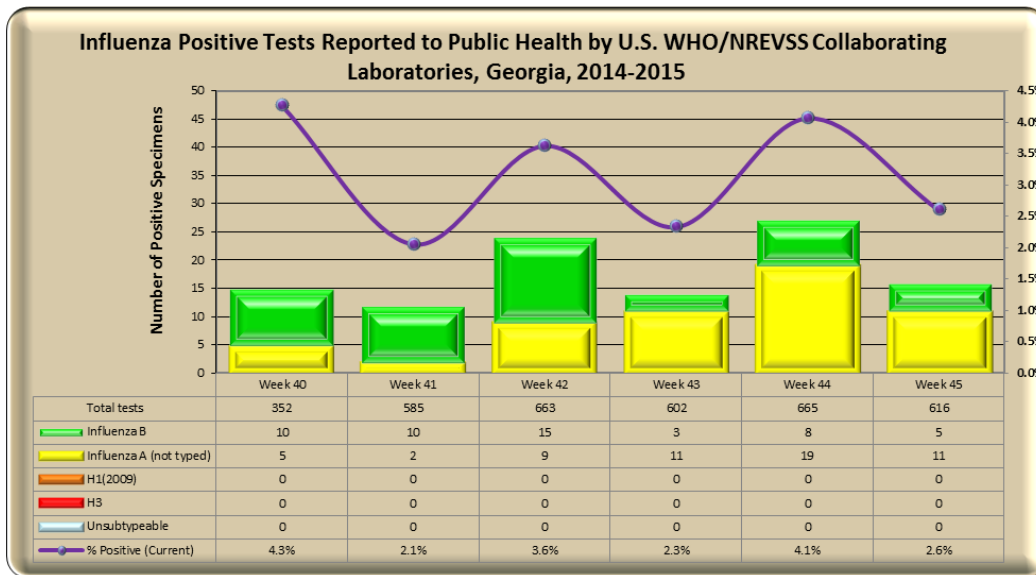
Georgia Influenza-Associated Hospitalizations and Deaths

Age Group	Number of Hospitalizations (8- County Metro-Area Only)
0 - 4	0
5 - 17	2
18 - 51	3
51 - 64	2
65+	2
Total	9 (For confirmation, these data are delayed.)

Age Group	Number of Deaths
0 - 4	0
5 - 17	0
18 - 51	0
51 - 64	1
65+	0
Total	1 (For confirmation, these data are delayed.)

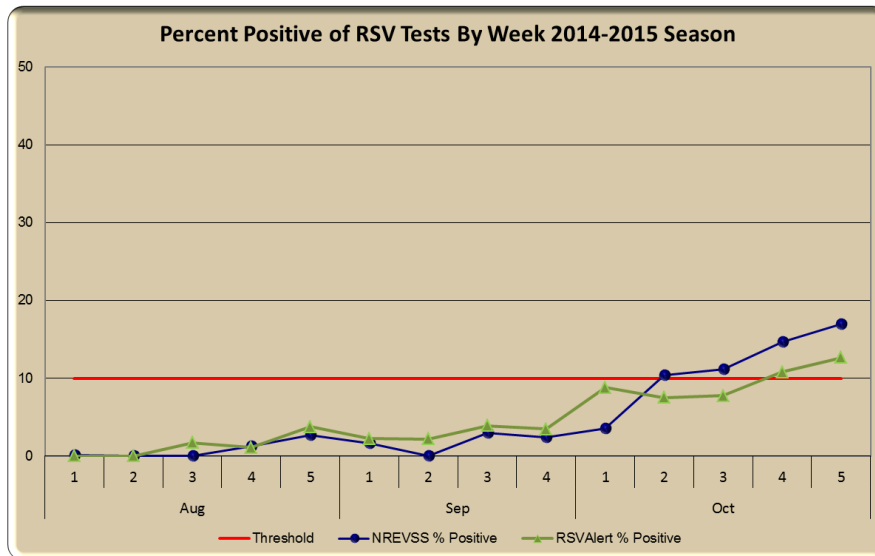


Georgia Virologic Surveillance Data



Note: Includes rapid tests reported from reference Laboratories and the Georgia Public Health Laboratory; not all positive laboratory results for influenza are reported to Public Health.

Respiratory Syncytial Virus (RSV) Surveillance Data



Flu News

[Find influenza vaccine providers in your area](#)

[CDC Statement on LAIV Effectiveness and Vaccination of Children](#)

[LAIV not effective against influenza A H1N1 viruses in children 2 through 8 years during the 2013-'14 influenza season](#)

**GEORGIA
DEPARTMENT OF
PUBLIC HEALTH**

2 Peachtree St. N.W.
Atlanta, GA 30303

Phone: 404-463-4625
Fax: 404-657-7517

E-mail: Audrey.Martyn@dph.ga.gov

GA DPH on the web !
<http://dph.georgia.gov/>

Georgia threshold of RSV season onset and end

RSV season onset is defined as the first week of two (2) consecutive weeks when the percent positive of **ALL** lab confirmed tests are greater than or equal to 10%. The end of RSV season is now defined as the first week of two consecutive weeks when the percent positive of **ALL** lab confirmed tests are less than 10%.

RSV Season Status: ON

