

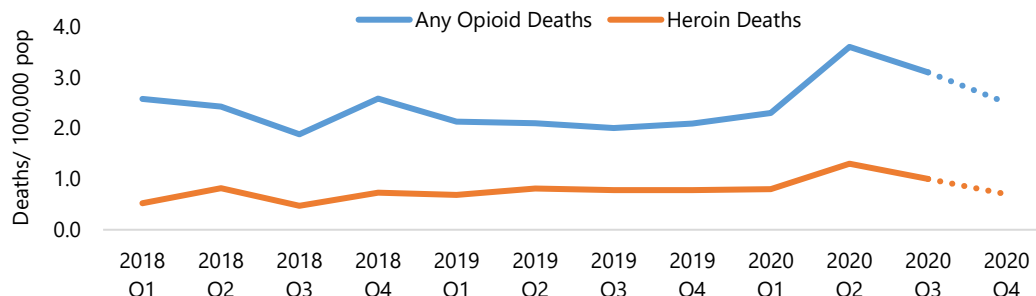
# Preliminary Quarterly Drug Overdose Surveillance Report Georgia, 2020

**Fatal Drug Overdose (Mortality) Data Source:** Overdose-involved deaths were derived from DPH Vital Records death certificates.

**Nonfatal Drug Overdose (Morbidity) Data Source:** Nonfatal overdose counts were derived from Georgia hospitalization and emergency department (ED) visit discharge data, and includes all ED visits or hospitalizations occurring in a non-Federal acute care hospital in Georgia, among Georgia residents, with a discharge diagnosis indicating acute drug overdose during 2016-2020. Deaths in the most recent quarter are likely undercounted due to reporting lags, numbers will increase in subsequent reports.

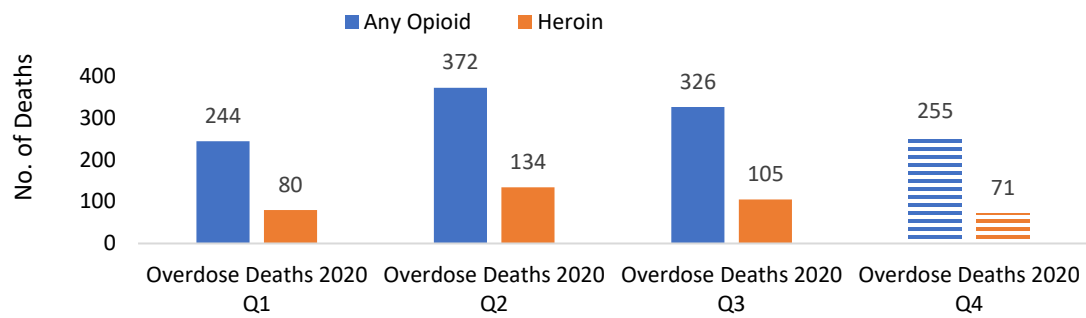
**Case Definitions:** Please look at our Opioid Overdose Surveillance Preliminary Report Georgia, 2018 for detailed case definitions. Q1: January-March, Q2: April-May, Q3: June-August, Q4: September-December.

**Quarterly Drug-Involved Overdose Death Rates, by Drug Type, Georgia Residents, 2018-2020**



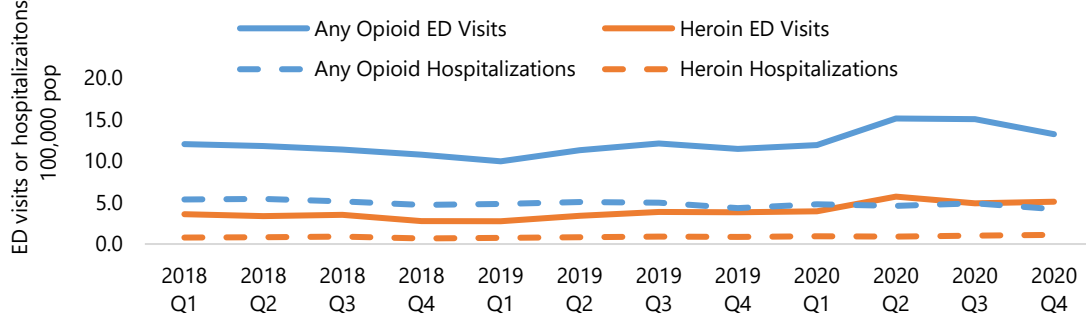
Deaths in the most recent quarter are likely undercounted due to reporting lags, numbers will increase in subsequent reports.

**Quarterly Drug-Involved Overdose Deaths, by Drug Type, Georgia Residents, 2020 Q1-2020 Q4**

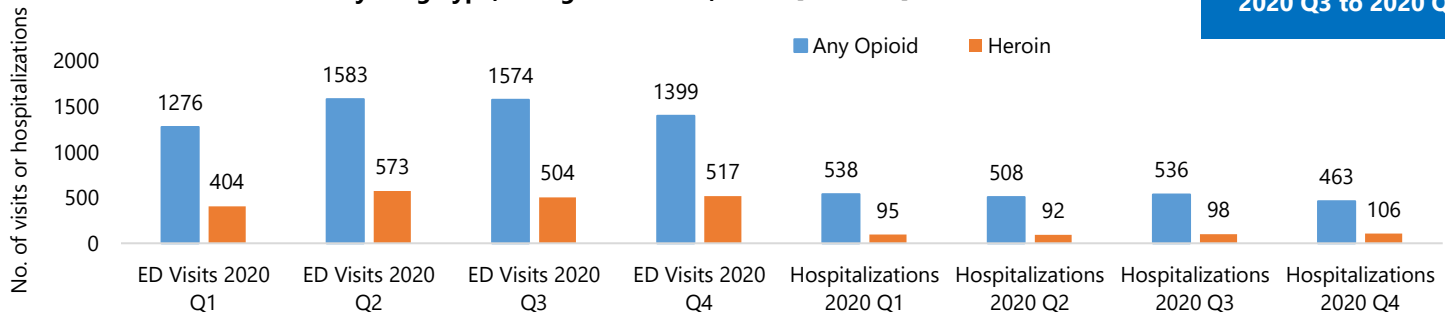


**Opioids** include prescription opioid pain relievers (e.g., hydrocodone, oxycodone, and morphine), opioids used to treat addiction (e.g., methadone), as well as heroin, opium, and synthetic opioids (e.g., tramadol and fentanyl that may be prescription or illicitly-manufactured).

**Quarterly Drug-Involved Overdose Emergency Department (ED) Visit and Hospitalization Rates, by Drug Type, Georgia Residents, 2018-2020**



**Quarterly Opioid-Involved Overdose Emergency Department (ED) Visits and Hospitalizations, by Drug Type, Georgia Residents, 2020 Q1-2020 Q4**



**Opioid-involved overdose ED visits decreased from 2020 Q3 to 2020 Q4**