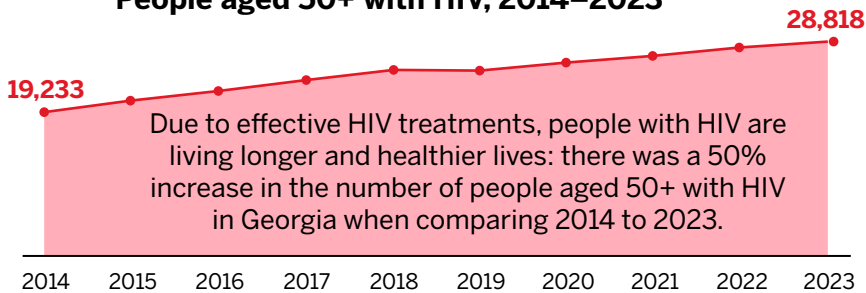


Aging and HIV

People Aged 50+ with HIV in Georgia, 2023

Thanks to **effective HIV treatments** that allow people to live longer, healthier lives, the number of **people aged 50+ with HIV is increasing** in Georgia

People aged 50+ with HIV, 2014–2023

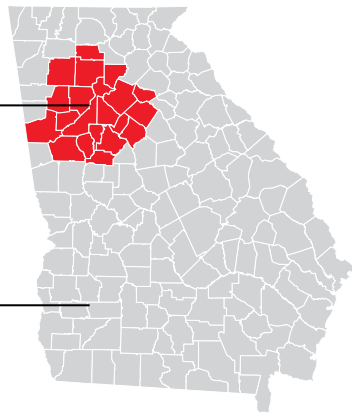


People aged 50+ with HIV by geography, 2023

In 2023, the rate of HIV among people aged 50+ with HIV was nearly 2x higher in metro Atlanta compared those not in metro Atlanta.

962

People aged 50+ with HIV in metro Atlanta per 100,000 residents



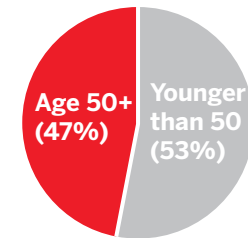
545

people aged 50+ with HIV not in metro Atlanta per 100,000 residents

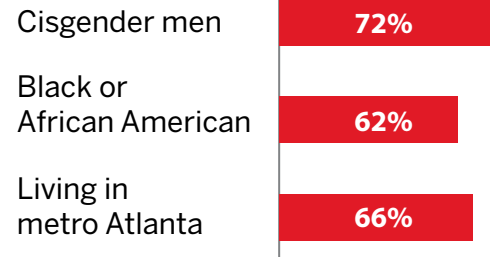
Note: Metro Atlanta area is defined as the 20 Atlanta EMA (Eligible Metropolitan Area) counties that are eligible for Ryan White HIV/AIDS Program Part A Grants. Non-metro consists of all other counties.

People aged 50+ with HIV, 2023

Nearly half of all people with HIV in Georgia were aged 50+ in 2023.



In 2023, most people aged 50+ with HIV identified as:



65%

In 2023, 65% of those with HIV aged 50+ were virally suppressed.

Viral suppression was similar among those aged 50+ living in metro Atlanta (66%) vs. not in metro Atlanta (63%).

For more information visit dph.georgia.gov/epidemiology/hiv-epidemiology-unit. Please direct any questions to the Viral Hepatitis, HIV, and STI Epidemiology Section Director, Dr. Jenna Gettings (Jenna.Gettings@dph.ga.gov).