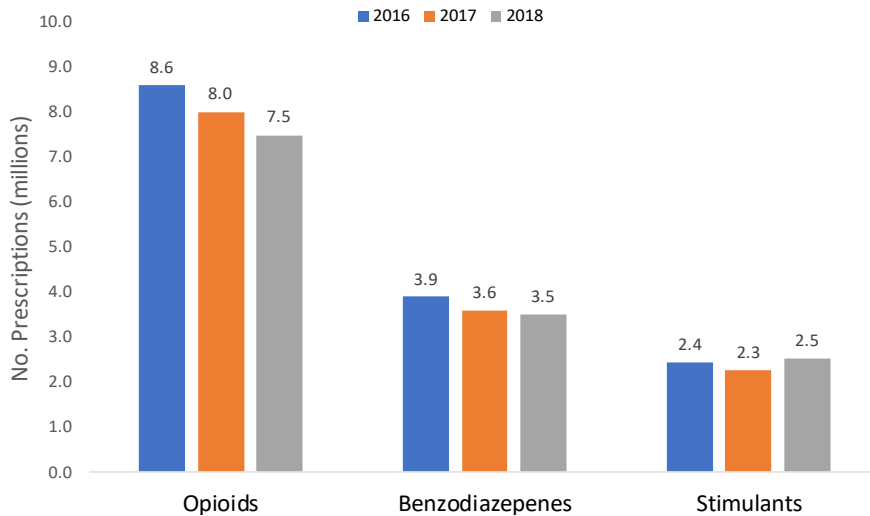


Georgia Prescription Drug Monitoring Program (PDMP) Monthly Report—August 2019

What is the PDMP? The PDMP is an electronic database used to collect, monitor, and analyze prescribing and dispensing data about controlled substances (such as opioids, benzodiazepines and stimulants) in Georgia. The PDMP collects details of every Schedule II – V prescription drug order dispensed in Georgia. The purpose of this report is to describe opioid prescribing patterns in Georgia on a monthly basis. For more information on the PDMP and the indicators included in this report, please refer to pages 2-7 of the most recent annual report [here](#).

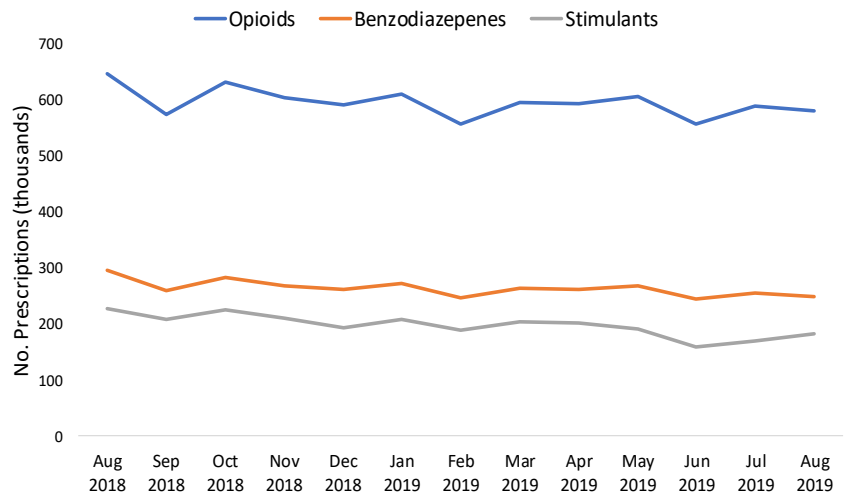
Prescriptions by Drug Type & Year, Georgia, 2016-2018



From 2017 to 2018, the number of opioid prescriptions decreased by 6% and benzodiazepine prescriptions also decreased by 3%. Stimulant prescriptions increased by 12%.

Over the past year, the average number of opioid, benzodiazepine, and stimulant prescriptions dispensed each month has trended downward.

Prescriptions by Drug Type & Month, Georgia, 2018-2019



Prescription Drug Monitoring Program Indicators, Georgia, August 2018 - August 2019

Indicator description	Aug 2018	Sep 2018	Oct 2018	Nov 2018	Dec 2018	Jan 2019	Feb 2019	Mar 2019	Apr 2019	May 2019	Jun 2019	Jul 2019	Aug 2019
No. opioid prescriptions	646,422	575,363	631,434	603,728	592,238	610,728	557,366	594,909	594,608	605,696	556,447	590,147	581,839
No. benzodiazepine prescriptions	295,171	260,279	283,870	267,786	261,765	272,265	246,446	263,650	262,961	268,187	245,490	255,646	249,429
No. stimulant prescriptions	228,043	208,363	225,586	211,283	194,057	207,696	188,729	205,116	202,920	192,423	159,977	170,885	183,180
No. opioid patients	491,009	454,266	482,236	467,440	463,351	467,695	442,682	465,811	463,844	465,621	443,901	456,409	453,424
No. registered users*	50,186	50,872	51,941	53,232	54,021	54,606	55,167	55,811	56,272	56,613	56,924	58,032	58,889
No. of patient inquiries	722,428	609,947	720,391	718,728	701,535	798,202	724,795	787,683	810,151	809,959	746,668	807,971	817,645

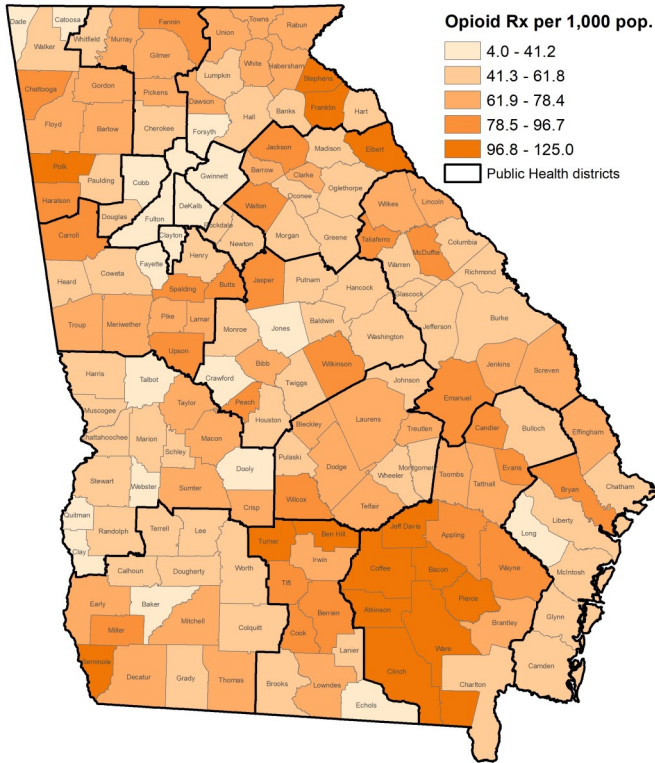
*Indicates the total number of active registered users on the last day of each month

For additional drug surveillance reports please visit the [Georgia DPH Drug Surveillance Unit website](#)

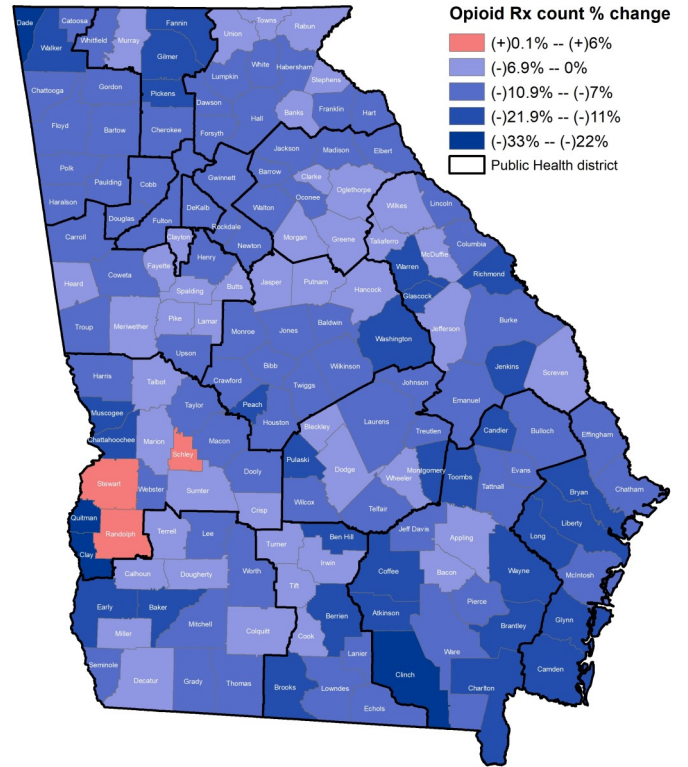


Georgia Prescription Drug Monitoring Program (PDMP) Monthly Report—August 2019

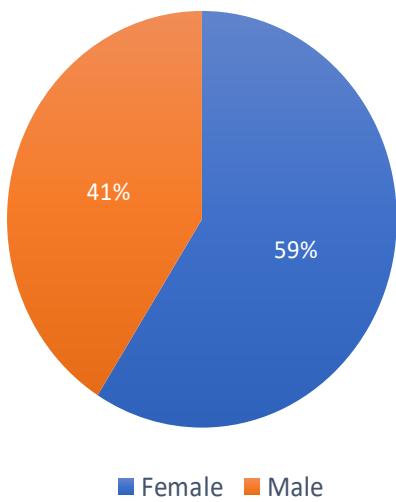
Age-Adjusted Opioid Prescription Rate by County, Georgia - August 2019



Percent Change in Opioid Prescription Count by County, Georgia, June - August 2019 vs June - August 2018



Opioid Prescriptions by Sex, Georgia - August 2019



Opioid Prescription Rate by Age, Georgia - August 2019

