

Georgia COVID-19 Breakthrough Report

November 16th, 2021

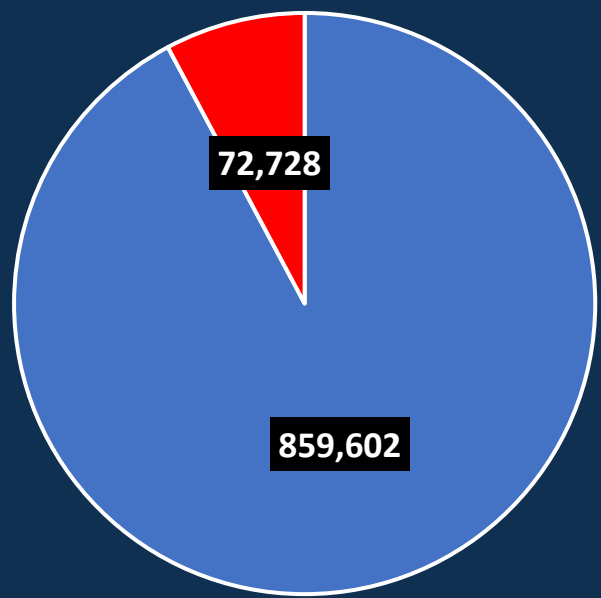
Georgia DPH is actively monitoring COVID-19 breakthrough cases that occur in our state. The following slides display data on the breakthrough cases that have been found through our surveillance or reported to our department.

COVID-19 In Fully Vaccinated Persons vs. Unvaccinated or Partially Vaccinated* Persons in Georgia

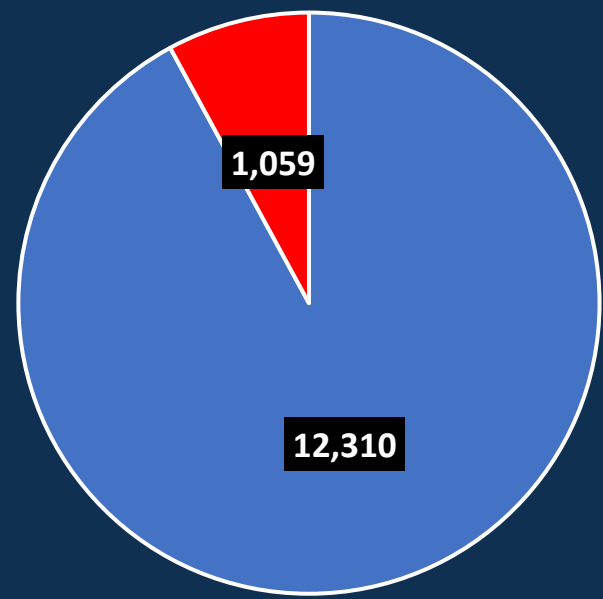
**An individual is considered partially vaccinated if they have not completed their COVID-19 vaccination series (i.e., they have only received one dose in a two-dose series), or 14 days have not passed since they completed their COVID-19 vaccine series.*

From January 2, 2021 to November 16, 2021

**Laboratory Positive Cases of COVID-19
(Both PCR and Antigen)**



COVID-19-Related Deaths



 Vaccinated cases
 Unvaccinated or partially vaccinated cases

COVID-19 Breakthrough Cases in Georgia – January 2-November 16, 2021

COVID-19 Breakthrough case* definition:

A U.S resident meeting the below criteria:

- SARS-CoV-2 RNA (PCR) or antigen detected from a respiratory specimen AND
- Specimen collected ≥ 14 days after completing the primary series of a COVID-19 vaccine (i.e., completed two doses in a two-dose series OR one dose in a one-dose series) AND
- No positive COVID-19 positive laboratory test (RNA [PCR] or antigen positive) within the 90 days prior to the current positive test.

Total COVID-19 breakthrough cases* reported to GDPH as of November 16, 2021	71,250
Female	43,135 (59.31%)
People aged ≥ 65 years	18,699 (25.71%)
Total Hospitalizations^α	3,289 (4.52%)
Total Deaths	1,225 (1.68%)
COVID-19 related deaths	1,059 (1.46%)

^α Please note that this count represents individuals who were hospitalized for any reason and tested positive for COVID-19. They were not necessarily hospitalized due to COVID-19.

COVID-19 RELATED DEATHS AND ALL HOSPITALIZATIONS IN BREAKTHROUGH CASES BY AGE GROUP JANUARY 2 - NOVEMBER 16, 2021, GEORGIA

AGE GROUP	NUMBER OF COVID-19 RELATED DEATHS IN COVID-19 BREAKTHROUGH CASES* (N=1,059)	ALL HOSPITALIZATIONS IN COVID-19 BREAKTHROUGH CASES* (N= 3,289)
0-17	0	12
18-34	3	91
35-54	59	434
55-64	113	525
65-84	614	1,694
85+	235	441

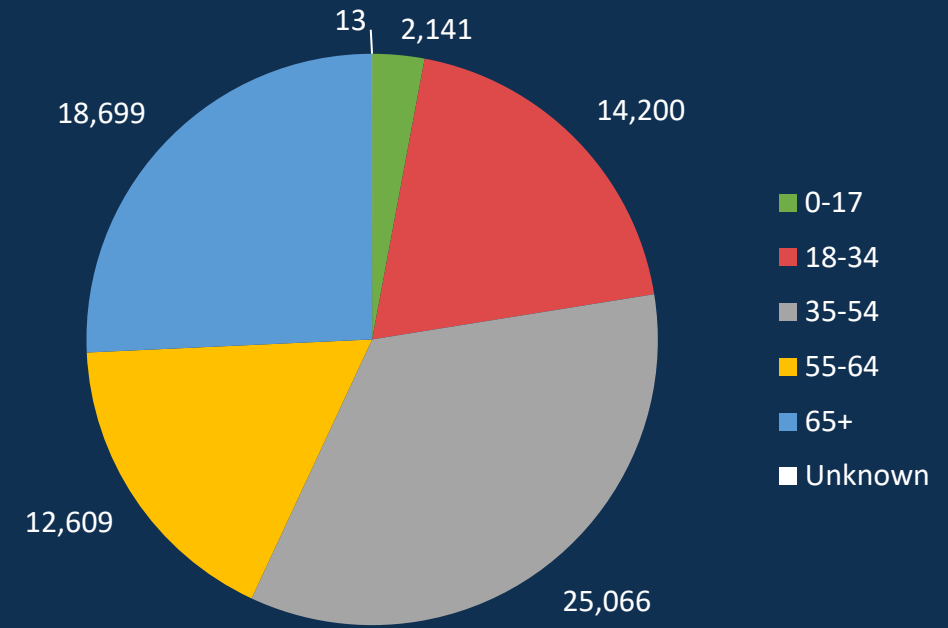
*COVID-19 related deaths means COVID-19 was a contributor in an individual's death according to their medical records/death certificate.

*Hospitalizations are due to any reason and not COVID specific. COVID-19 related hospitalization data currently unavailable

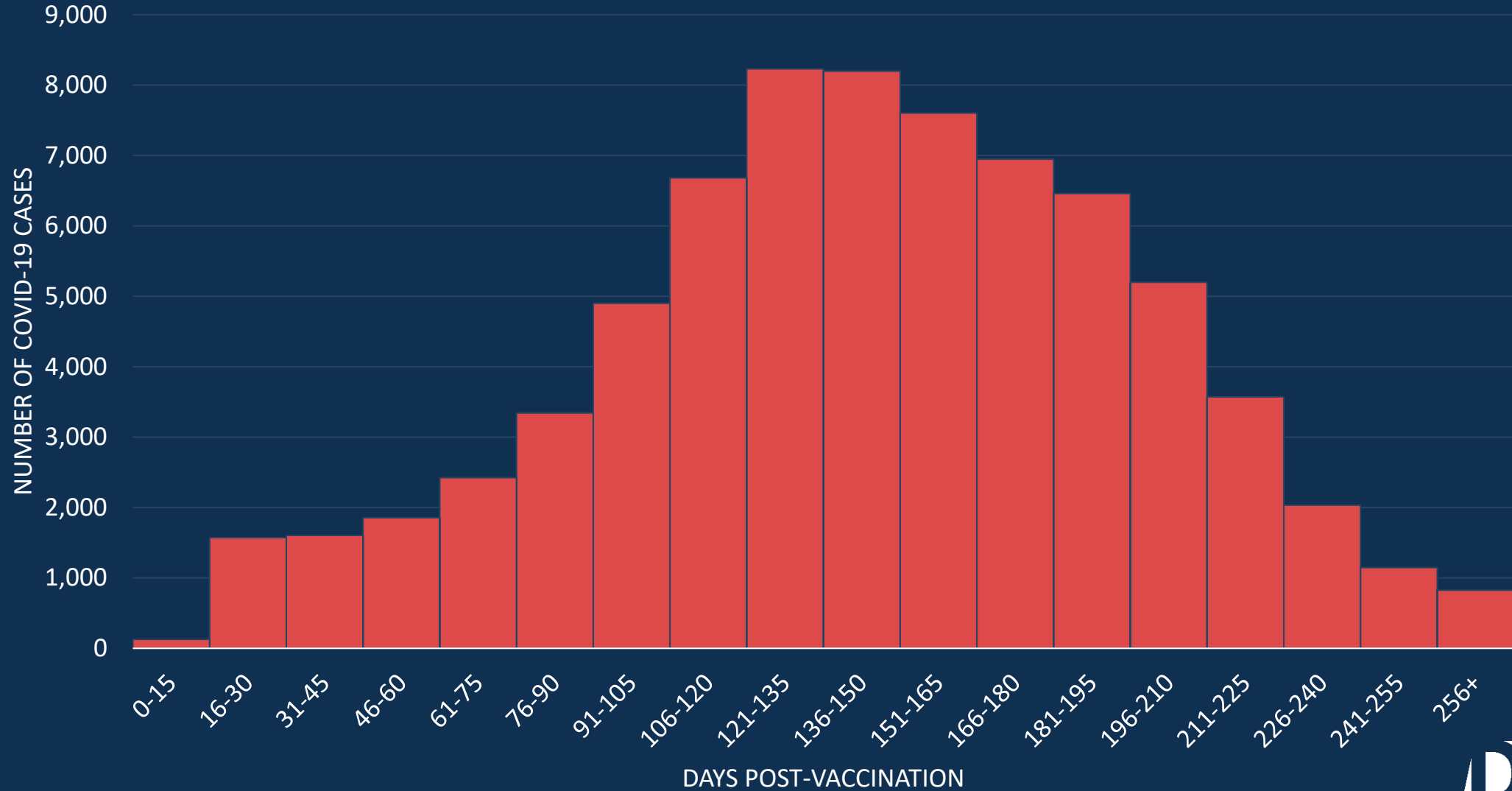
COVID-19 Breakthrough Case Demographics (N= 72,728)

DEMOGRAPHICS	FREQUENCY (% OUT OF TOTAL BREAKTHROUGH CASES)
GENDER	
Female	43,135 (59.31%)
Male	29,575 (40.67%)
Unknown/Missing	18 (0.02%)
AGE GROUP	
0-17	2,141 (2.94%)
18-34	14,200 (19.52%)
35-54	25,066 (34.47%)
55-64	12,609 (17.34%)
65+	18,699 (25.71%)
Unknown	13 (0.02%)
RACE	
White	39,722 (54.62%)
African American	14,678 (20.18%)
Asian	2,636 (3.62%)
American Indian/Alaska Native	68 (0.09%)
Native Hawaiian/Pacific Islander	63 (0.09%)
Other	3,081 (4.24%)
Unknown/Missing	12,480 (17.16%)
ETHNICITY	
Non-Hispanic/Latino	53,345 (73.35%)
Hispanic/Latino	3,693 (5.08%)
Not Specified/Missing	15,690 (21.57%)

COVID-19 BREAKTHROUGH CASES BY AGE GROUP



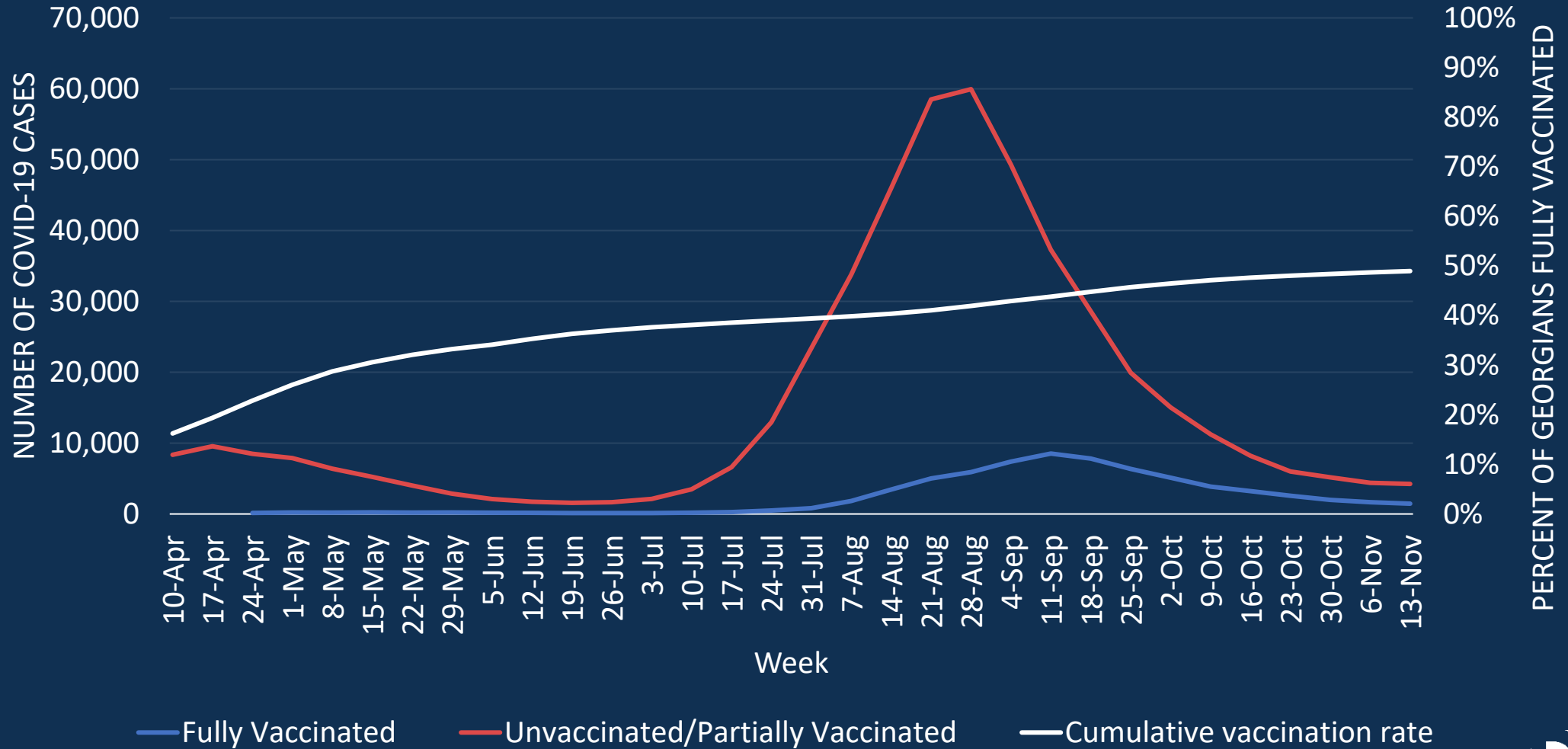
DAYS BETWEEN FULLY VACCINATED AND DATE OF FIRST POSITIVE TEST (POST-VACCINATION)



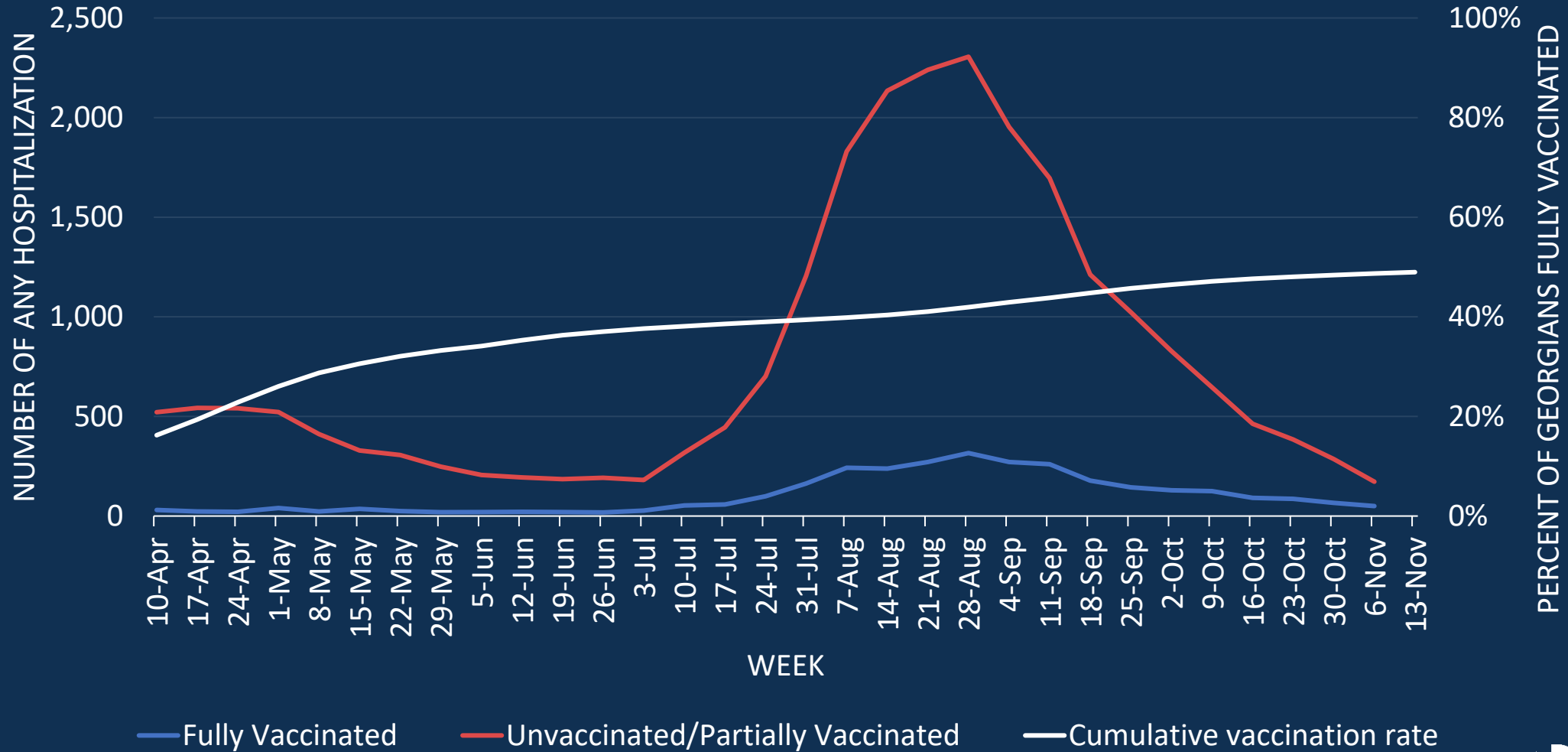
Case Counts by Vaccination Status

COVID-19 CASES

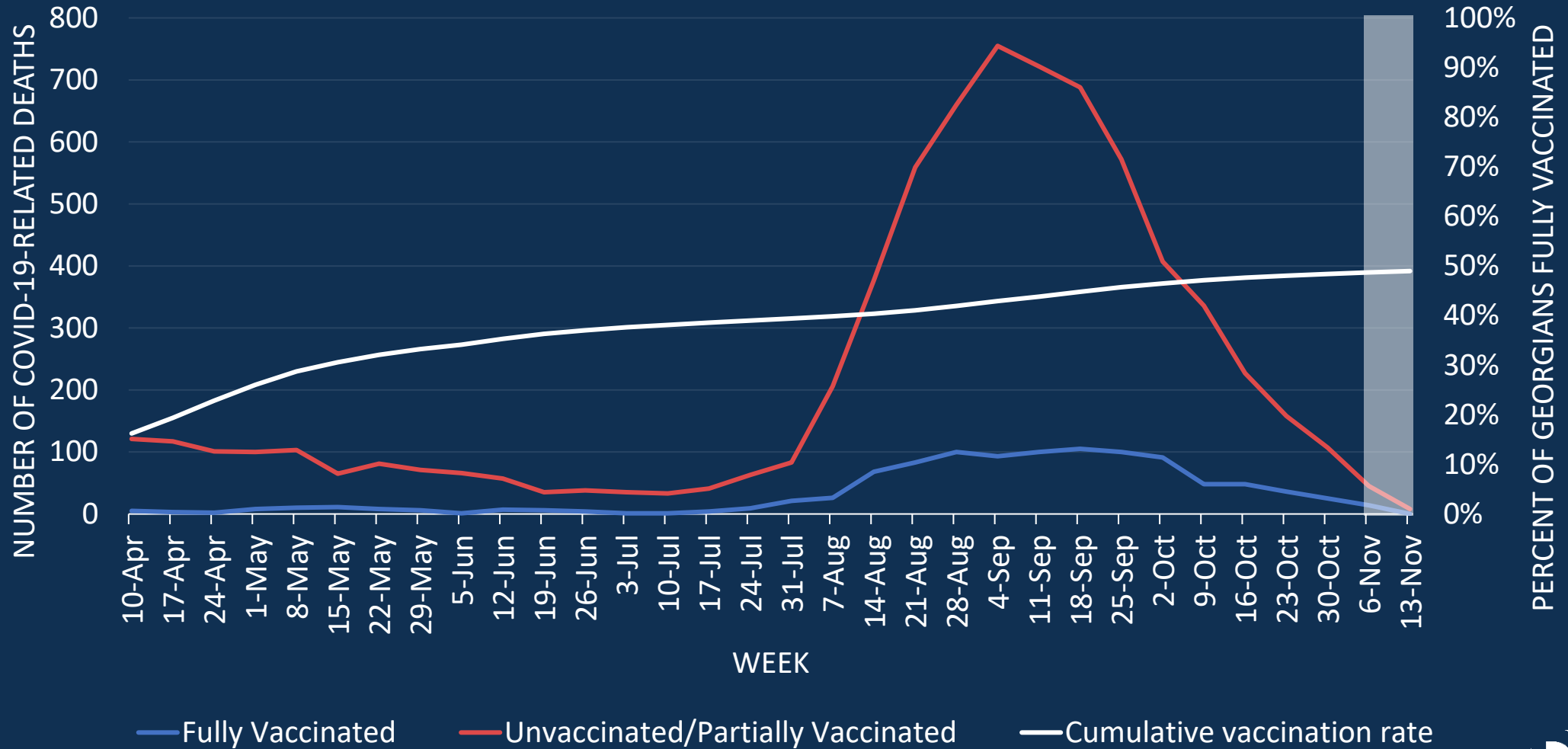
BY DATE OF POSITIVE TEST AND VACCINATION STATUS, GEORGIA APRIL 4 – NOVEMBER 13, 2021



ANY HOSPITALIZATION BY DATE OF POSITIVE TEST AND VACCINATION STATUS, GEORGIA APRIL 4 – NOVEMBER 13, 2021



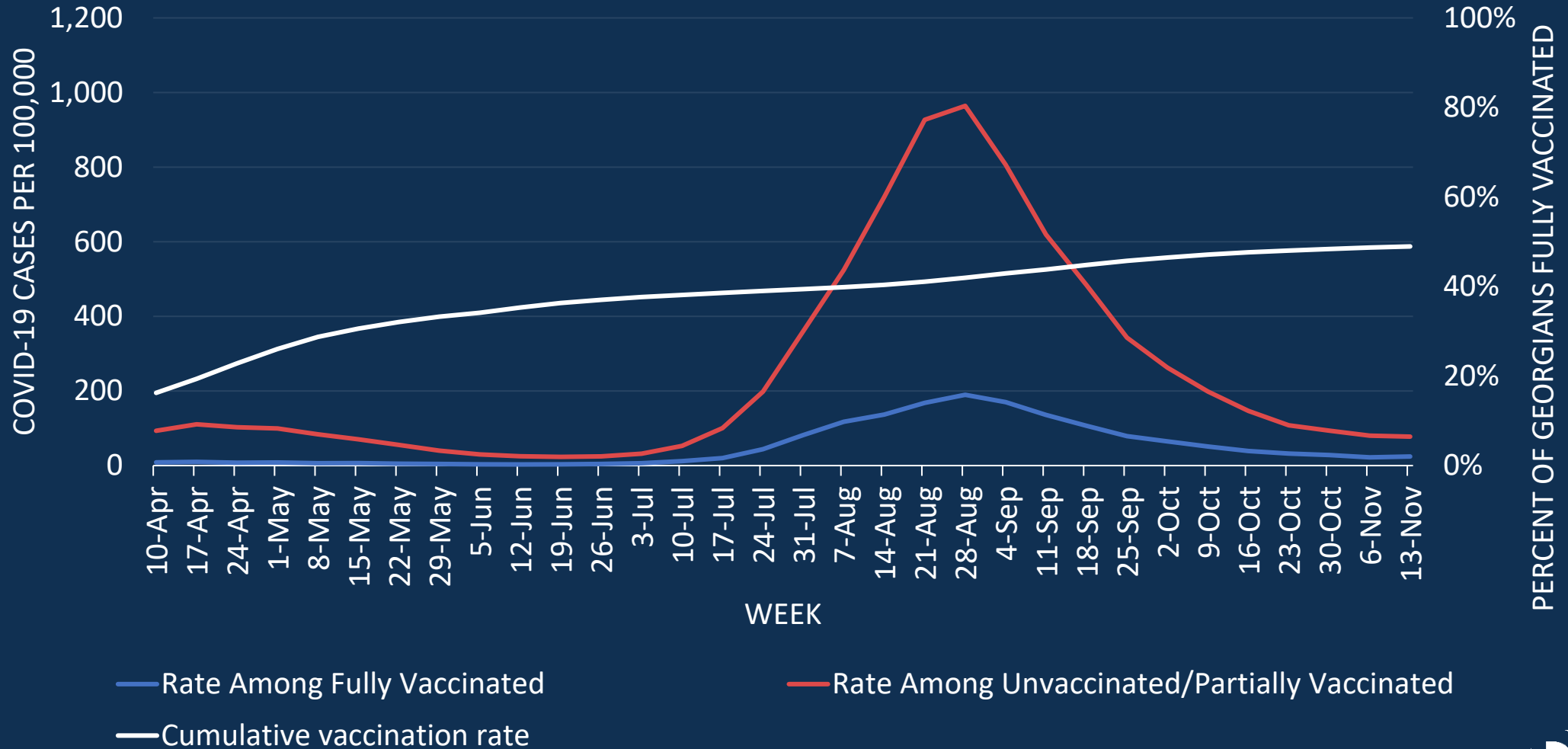
COVID-19-RELATED DEATHS BY DATE OF DEATH AND VACCINATION STATUS, GEORGIA APRIL 4 – NOVEMBER 13, 2021



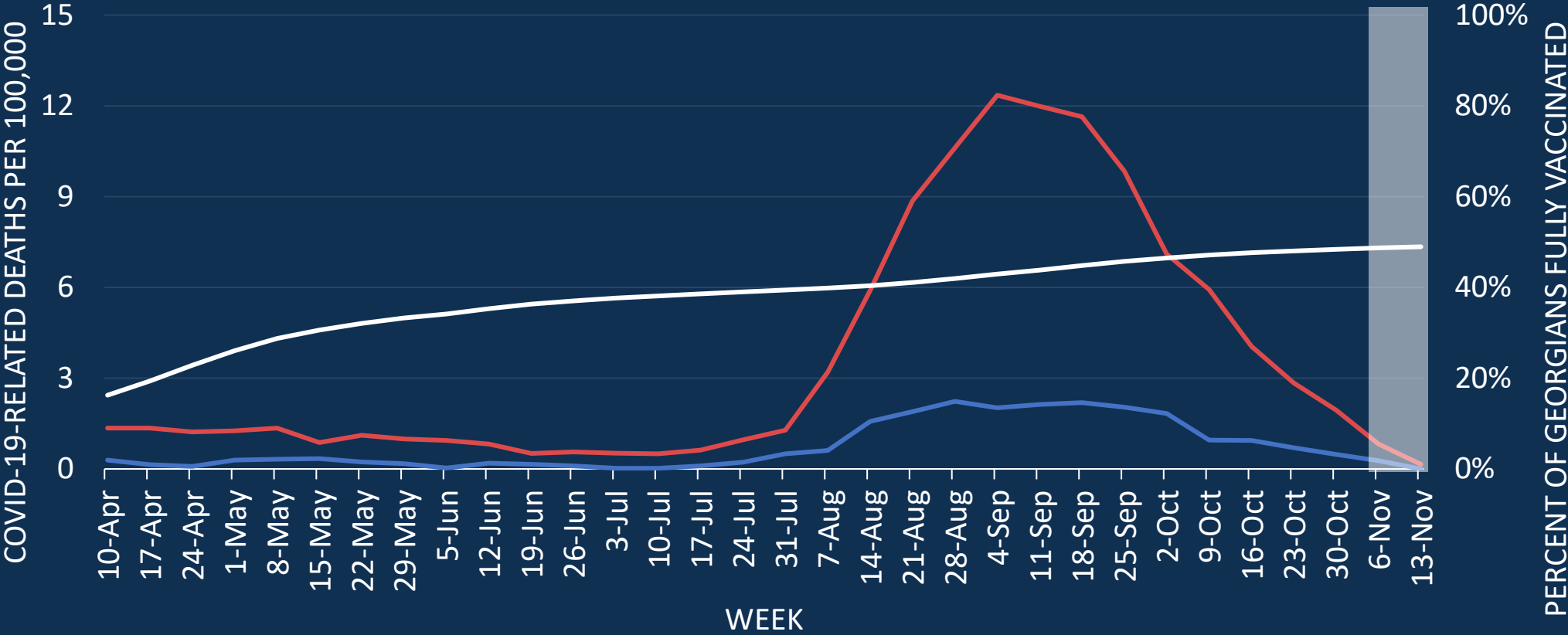
Death data for the past 14 days may be delayed

Case Rates by Vaccination Status

COVID-19 CASES PER 100,000 BY DATE OF POSITIVE TEST AND VACCINATION STATUS, GEORGIA APRIL 4 – NOVEMBER 13, 2021



COVID-19-RELATED DEATHS PER 100,000 BY DATE OF DEATH AND VACCINATION STATUS, GEORGIA APRIL 4 – NOVEMBER 13, 2021



- Rate Among Fully Vaccinated
- Rate Among Unvaccinated/Partially Vaccinated
- Cumulative vaccination rate

Death data for the past 14 days may be delayed

In September, unvaccinated and partially vaccinated persons had:

4.8X

Greater Risk of Testing Positive for COVID-19

AND

5.4X

Greater Risk of Dying from COVID-19

Compared to fully vaccinated persons