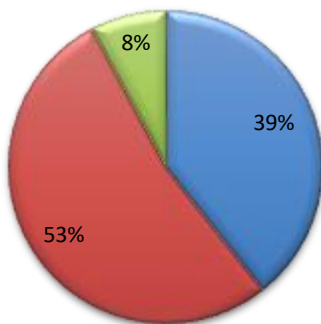


2018* Georgia Home Visiting Program Overview

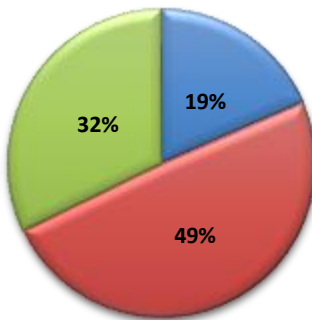
Home visitors in Georgia made **26,606 home visits to 2,219 families** including 558 pregnant women**, 2,219 primary caregivers, and 2,097 index children.***

Race



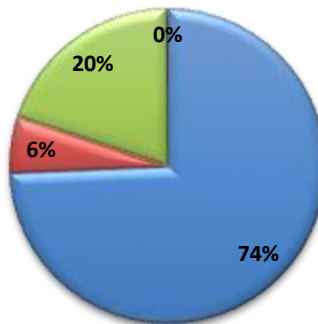
- White
- African American
- Other

Age



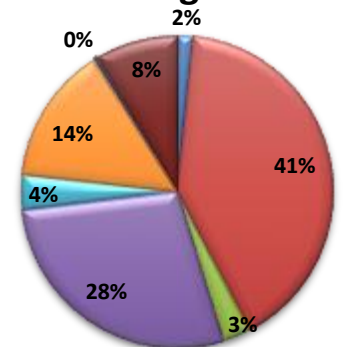
- <20yr
- 20-29yr
- 30+yr

Primary Language



- English
- Spanish
- Other

Funding Source



- DPH
- MIECHV-MISC
- MIECHV-EXP
- CANP
- Project LAUNCH
- Other

*Data collected from 10/1/2017-9/30/2018 as of 1/3/2019.

**Primary caregivers who were pregnant at least one day with the index child during the report period.

***Through all HV funding sources including site general funding.

Our Impact



% of Infants were Breastfed at Six Months of Age



% of New Mothers Completed a Postpartum Visit



% of Caregivers Reported That Safe Sleep Practices were Always Used



% of Children had No Verified Reports of Maltreatment



% of Mothers were Screened for Depression within Three Months of Enrollment or Child's Date of Birth



% of Children had a Caregiver Read, Tell Stories, or Sing Songs Daily



% of Caregivers Were Screened for Intimate Partner Violence