

Georgia HIV Care Continuum Update: Persons Living with HIV, and Persons Diagnosed with HIV, 2019

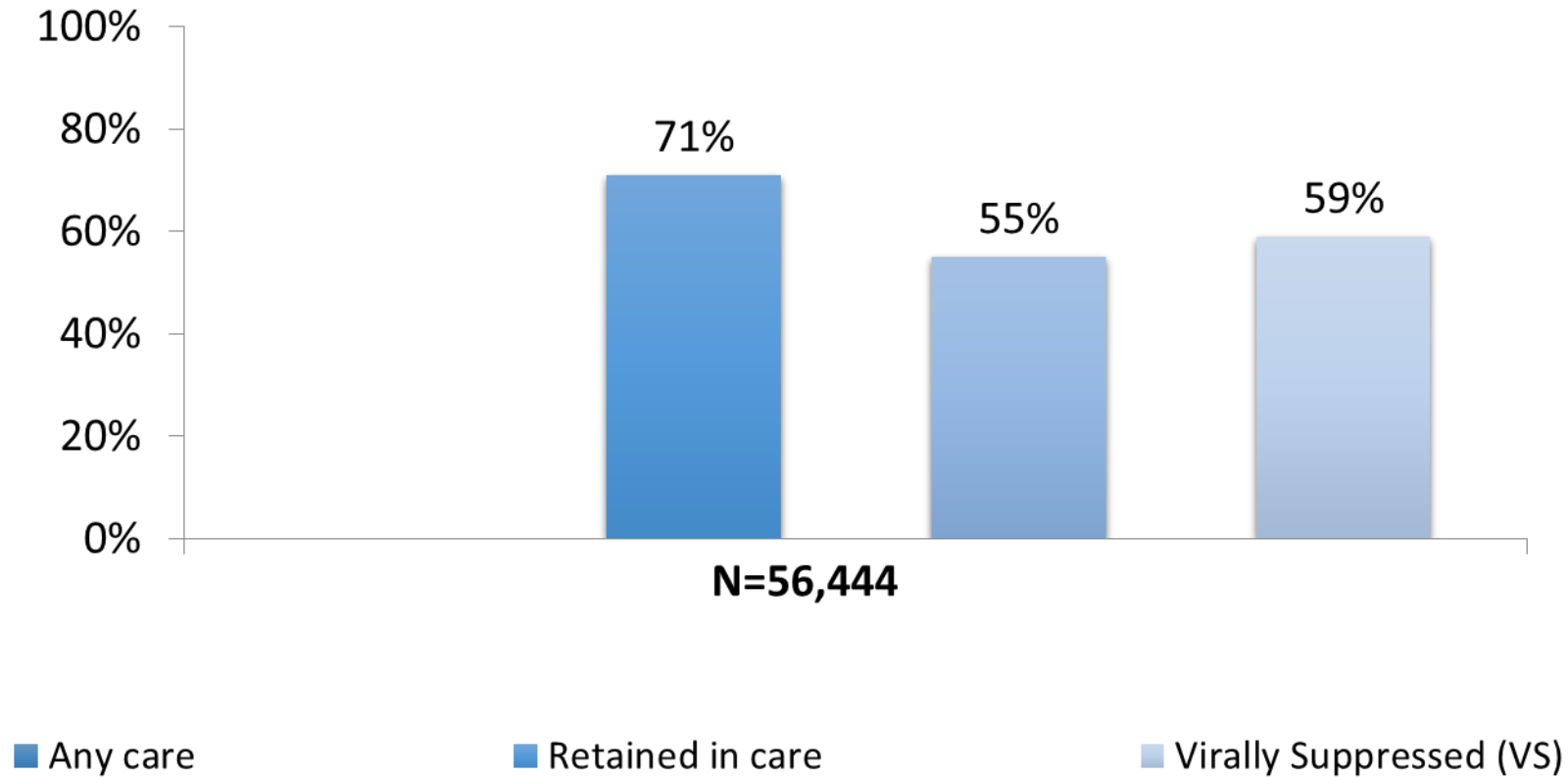
HIV Epidemiology Section, Georgia Department of Public Health



Persons Living with HIV Care Continuum Methodology, Georgia, 2019

- Adults and adolescents are those aged ≥ 13 years
- Diagnosed with HIV by 12/31/2018, living as of 12/31/2019
- Last address in 2019 within Georgia
- Any care ≥ 1 CD4 or VL in 2019
- Retained in care ≥ 2 CD4 or VL at least 3 months apart in 2019
- Viral suppression (VS) = VL < 200 copies/ml in most recent VL in 2019
- Each bar in the continuum is independent of those preceding it; all percentages are of the total number of persons (N) diagnosed with HIV in each category

Adults and Adolescents Living with Diagnosed HIV, Georgia, 2019



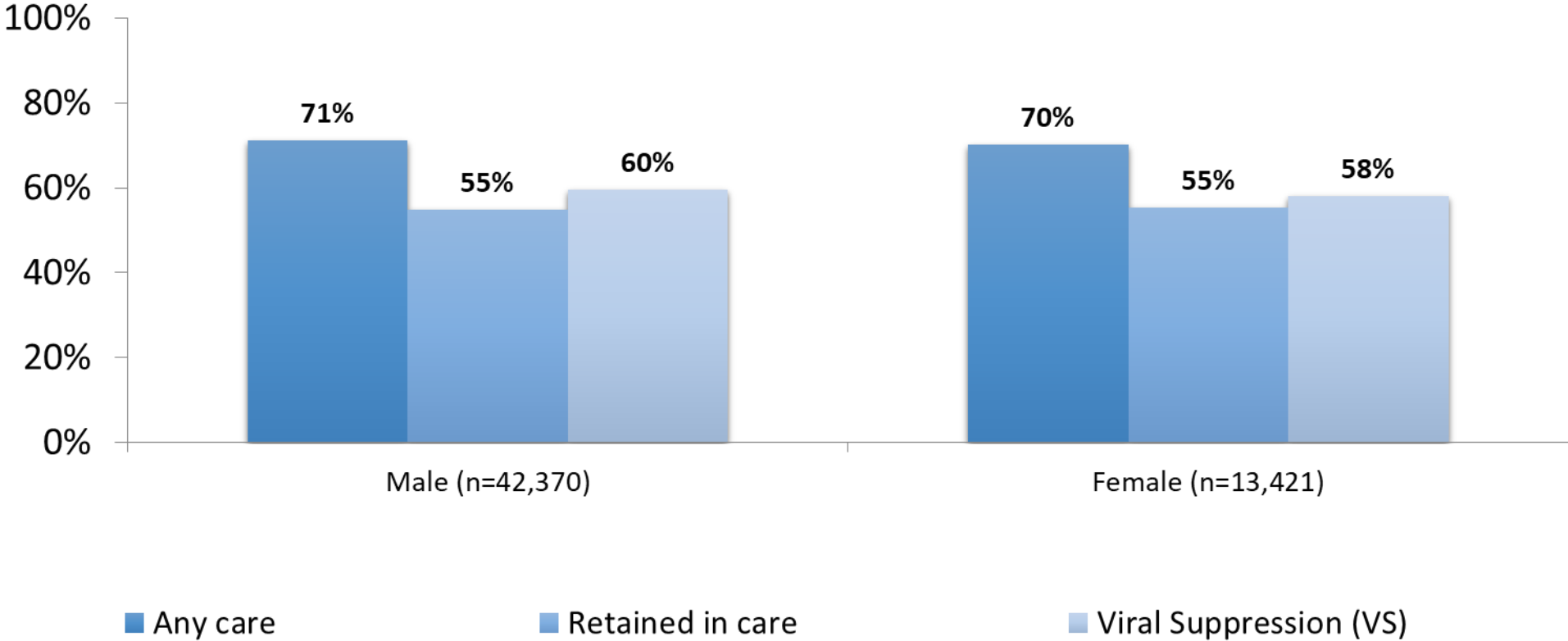
Adults and adolescents \geq age 13, diagnosed by 12/31/2018, living as of 12/31/2019, with a current address in Georgia

Any care \geq 1 CD4 or VL in 2019

Retained in care \geq 2 CD4 or VL at least 3 months apart in 2019

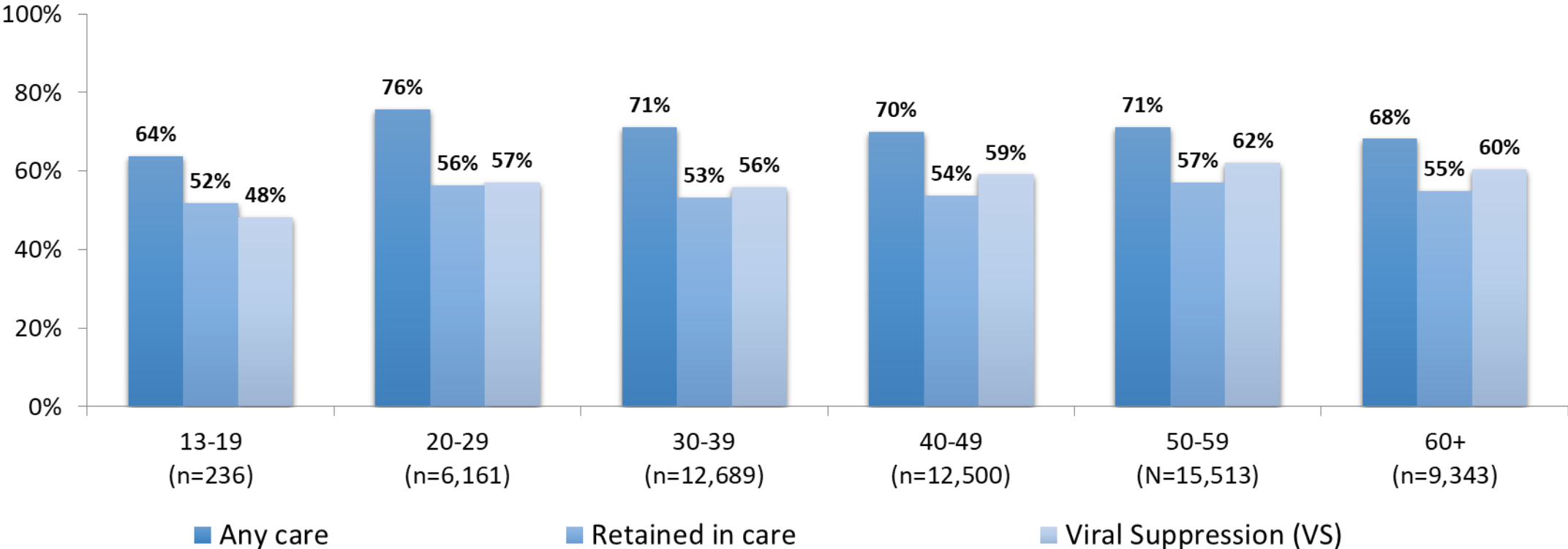
Viral suppression (VS) = VL < 200 copies/ml on most recent viral load in 2019

Adults and Adolescents Living with Diagnosed HIV, by Gender, Georgia, 2019



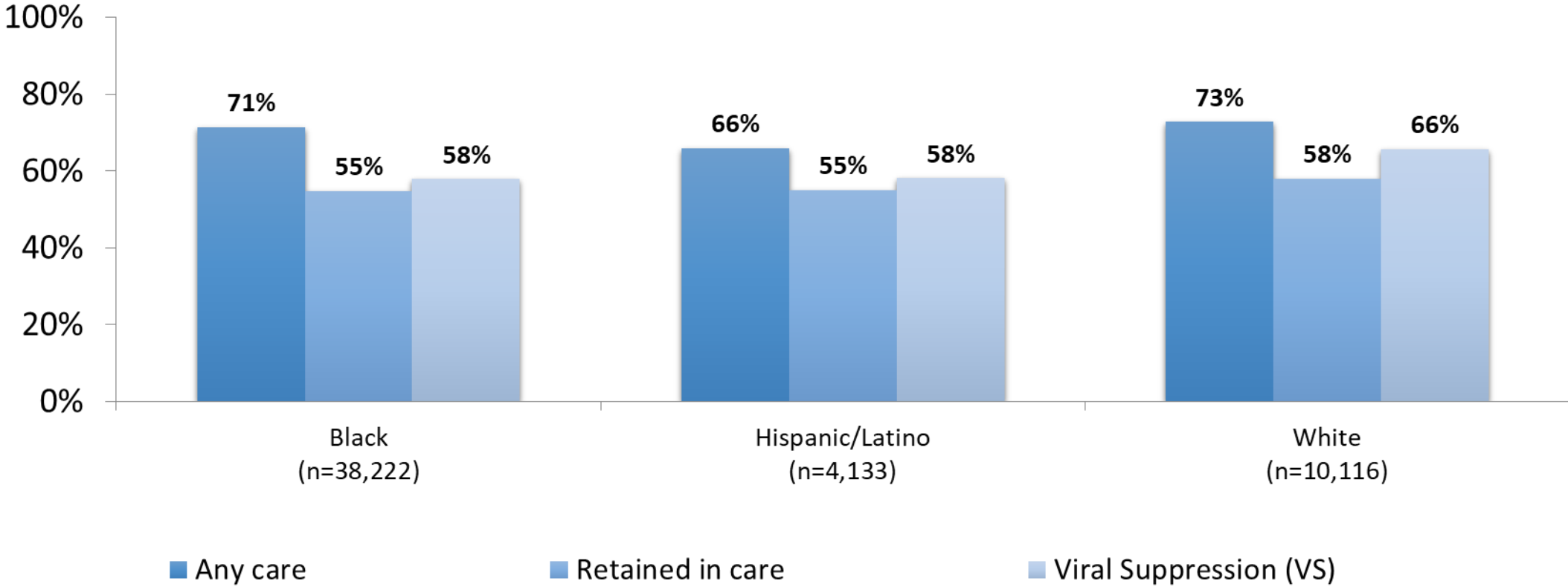
Adults and adolescents \geq age 13, diagnosed by 12/31/2018, living as of 12/31/2019, with a current address in Georgia
Any care \geq 1 CD4 or VL in 2019
Retained in care \geq 2 CD4 or VL at least 3 months apart in 2019
Viral suppression (VS) = VL < 200 copies/ml on most recent viral load in 2019

Adults and Adolescents Living with Diagnosed HIV, by Current Age (in Years), Georgia, 2019



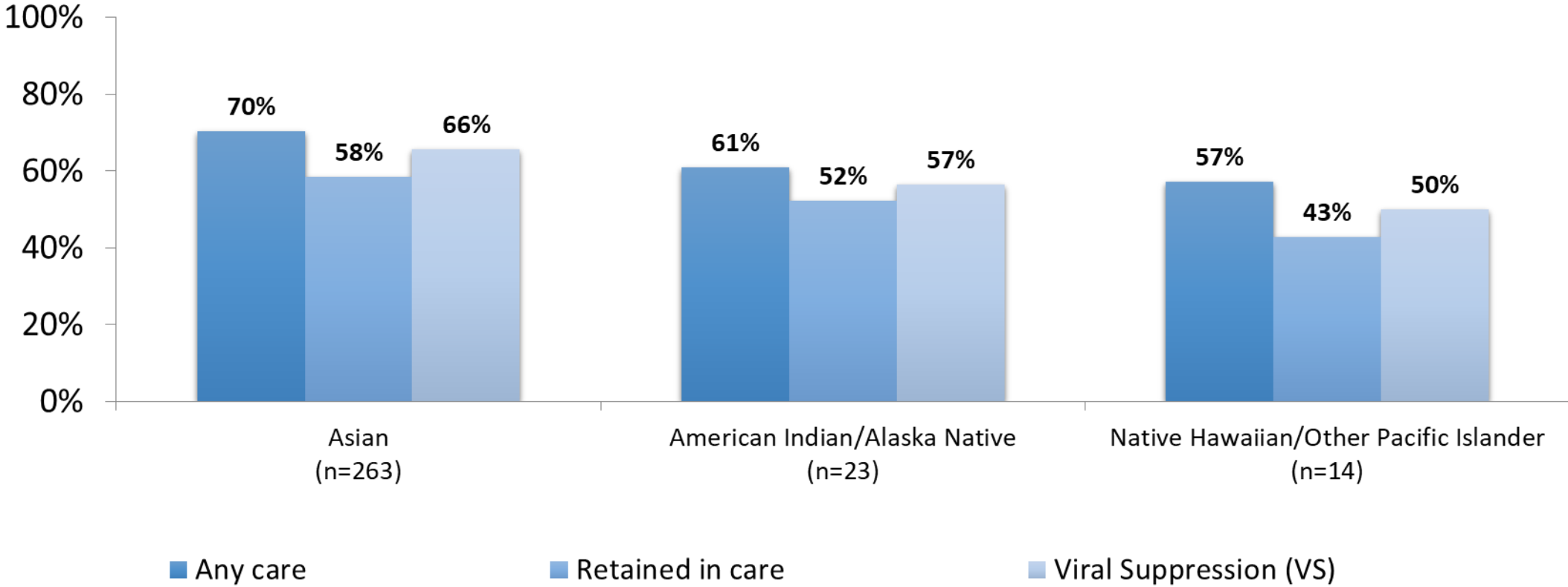
Adults and adolescents \geq age 13, diagnosed by 12/31/2018, living as of 12/31/2019, with a current address in Georgia
 Any care \geq 1 CD4 or VL in 2019
 Retained in care \geq 2 CD4 or VL at least 3 months apart in 2019
 Viral suppression (VS) = VL < 200 copies/ml on most recent viral load in 2019

Adults and Adolescents Living with Diagnosed HIV, by Race/Ethnicity, Georgia, 2019



Adults and adolescents \geq age 13, diagnosed by 12/31/2018, living as of 12/31/2019, with a current address in Georgia
Any care \geq 1 CD4 or VL in 2019
Retained in care \geq 2 CD4 or VL at least 3 months apart in 2019
Viral suppression (VS) = VL < 200 copies/ml on most recent viral load in 2019

Adults and Adolescents Living with Diagnosed HIV, by Race/Ethnicity, Georgia, 2019

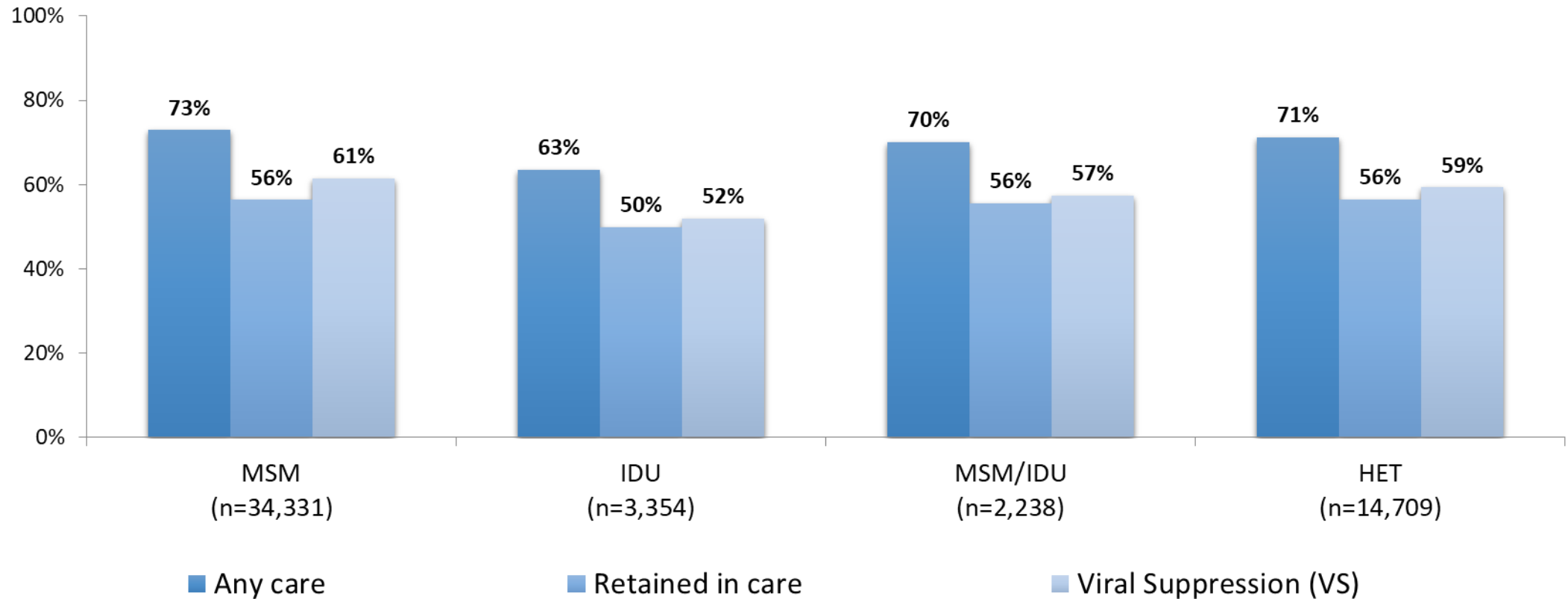


Adults and adolescents >= age 13, diagnosed by 12/31/2018, living as of 12/31/2019, with a current address in Georgia
 Any care >= 1 CD4 or VL in 2019
 Retained in care >= 2 CD4 or VL at least 3 months apart in 2019
 Viral suppression (VS) = VL<200 copies/ml on most recent viral load in 2019

Transmission Category Definitions

- Multiple imputation was used to assign transmission category where missing
- MSM = Male to male sexual contact
- IDU = Injection drug use
- MSM/IDU = Male to male sexual contact and injection drug use
- HET = Heterosexual contact with a person known to have, or to be at high risk for, HIV infection

Adults and Adolescents Living with Diagnosed HIV, by Transmission Category, Georgia, 2019



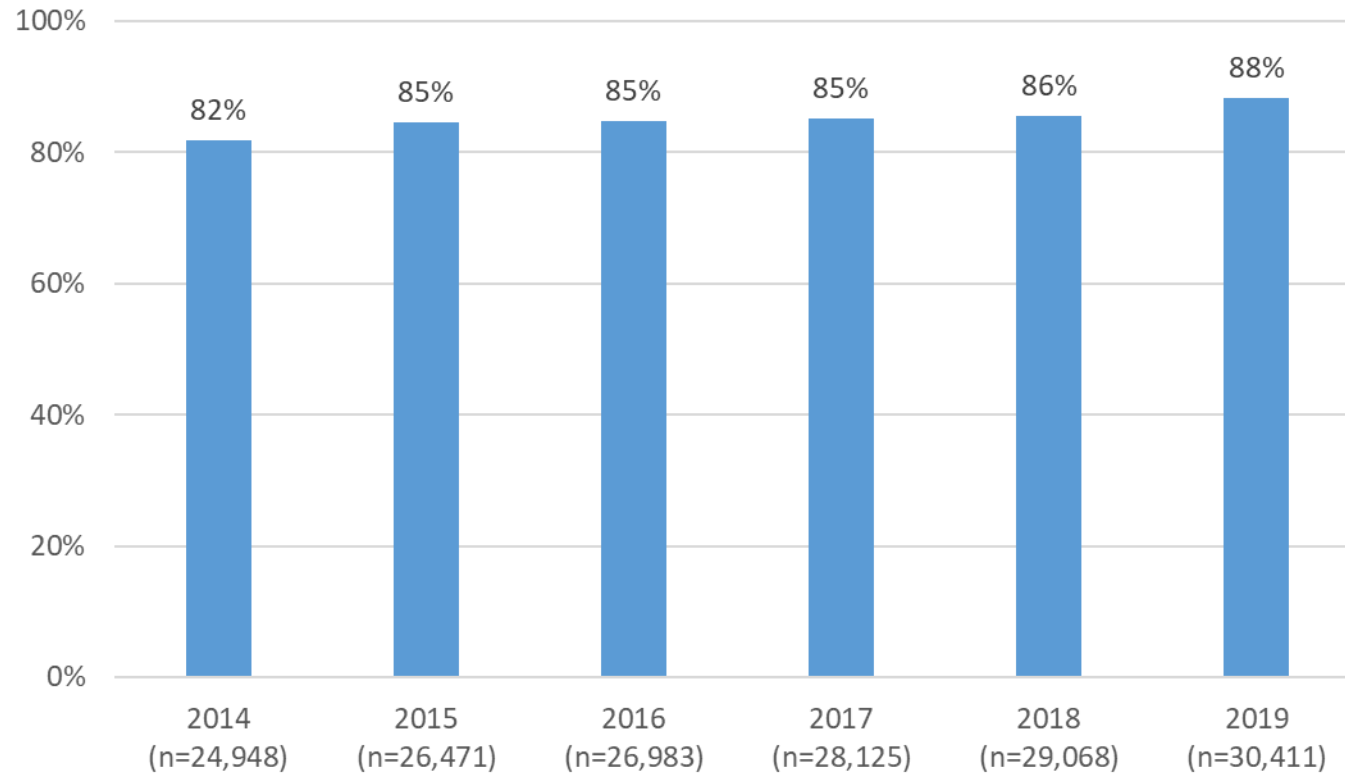
Adults and adolescents \geq age 13, diagnosed by 12/31/2018, living as of 12/31/2019, with a current address in Georgia

Any care \geq 1 CD4 or VL in 2019

Retained in care \geq 2 CD4 or VL at least 3 months apart in 2019

Viral suppression (VS) = VL < 200 copies/ml on most recent viral load in 2019

Viral suppression among Adults and Adolescents Retained in Care, Georgia, 2014-2019



N = number retained in care

Adults and adolescents \geq age 13

Diagnosed by 12/31 of previous year, living as of 12/31 of reporting year, Georgia

Retained in care \geq 2 CD4 or VL at least 3 months apart in reporting year

Viral suppression (VS) = VL < 200 copies/ml

New HIV Diagnoses Care Continuum Methodology, Georgia, 2019

- Adults and adolescents are those aged ≥ 13 years
- Diagnosed in 2019, living as of 12/31/2020,
- Address at HIV diagnosis within Georgia
- Linked to care = CD4 or viral load (VL) within 30 days of diagnosis date, including the day of diagnosis

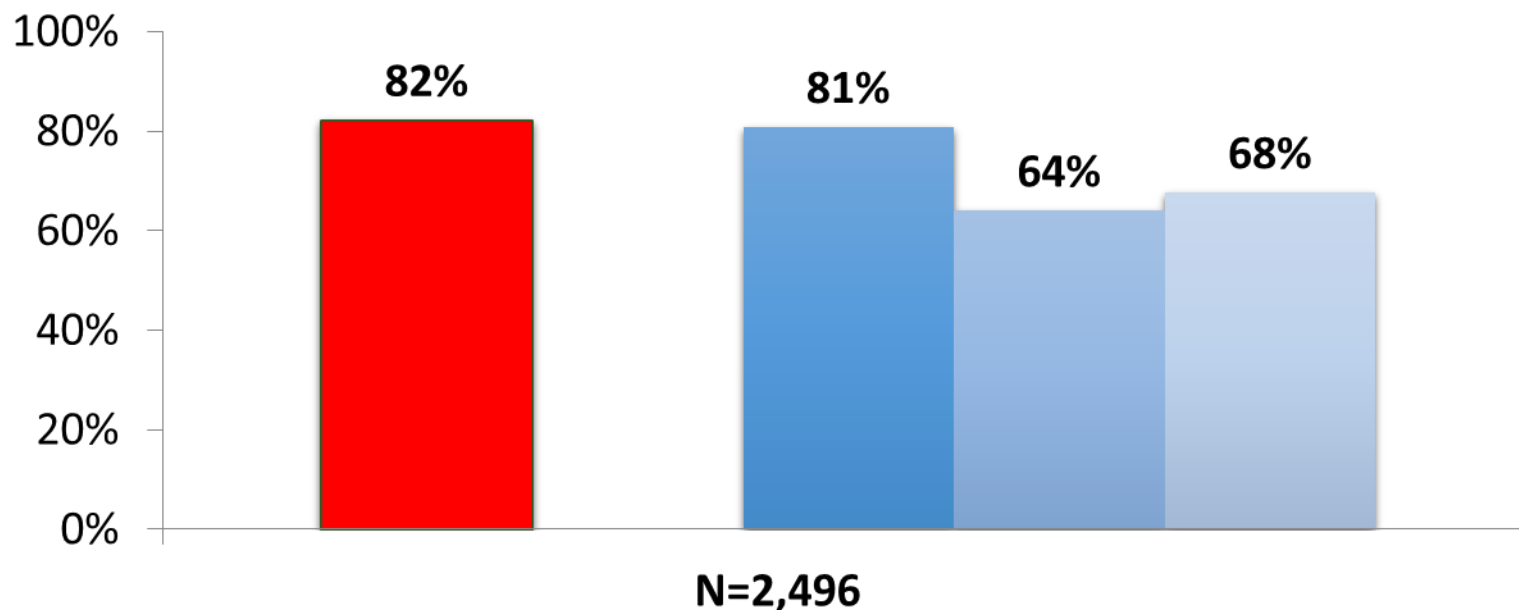
New HIV Diagnoses Care Continuum Methodology, Georgia, 2019, continued

- Any care ≥ 1 CD4 or VL during time period spanning 30 days to 13 months after diagnosis date
- Retained in care ≥ 2 CD4 or VL at least 3 months apart during time period spanning 30 days to 13 months after diagnosis date
- Viral suppression (VS) = VL < 200 copies/ml in most recent VL during time period spanning 30 days to 13 months after diagnosis date
- Each bar in the continuum is independent of those preceding it; all percentages are of the total number of persons (N) diagnosed with HIV in each category

Caveats and Clarifications

- Missing laboratory data may result in underestimating care continuum outcomes
- The number of individuals (N) in some sub-populations is small. Use caution in interpretation
- Methodology for the care continuum and completeness of HIV data varies among jurisdictions, thus limiting direct comparisons with other states or the national care continuum

Adults and Adolescents Newly Diagnosed with HIV, Georgia, 2019



■ Linked to care within 30 days ■ Any care ■ Retained in care ■ Virally Suppressed (VS)

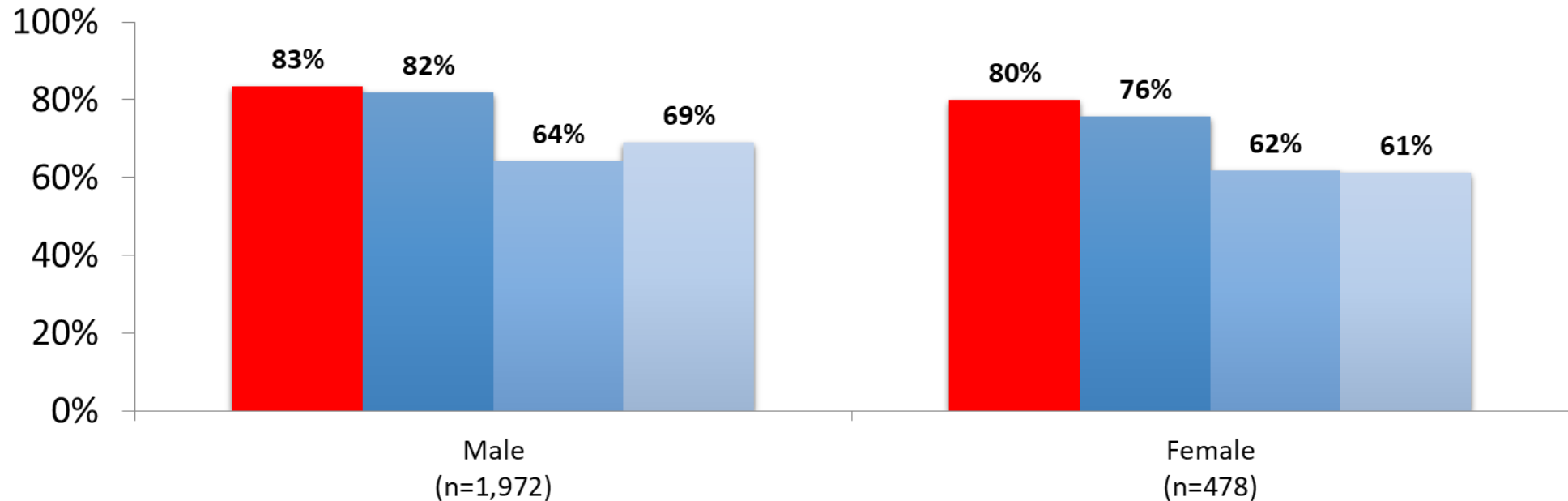
Adults and adolescents \geq age 13, diagnosed 01/01/19-12/31/19, living as of 12/31/2020

Address at HIV diagnosis Georgia

Linked to care = CD4 or VL within 30 days of diagnosis

Any care \geq 1 CD4 or VL during 30 days to 13 months after diagnosis; Retained in care \geq 2 CD4 or VL at least 3 months apart during 30 days to 13 months after diagnosis Viral suppression (VS) = VL < 200 copies/ml on most recent viral load during 30 days to 13 months after diagnosis

Adults and Adolescents Newly Diagnosed with HIV, by Gender, Georgia, 2019



■ Linked to care within 30 days
 ■ Any care
 ■ Retained in care
 ■ Viral Suppression (VS)

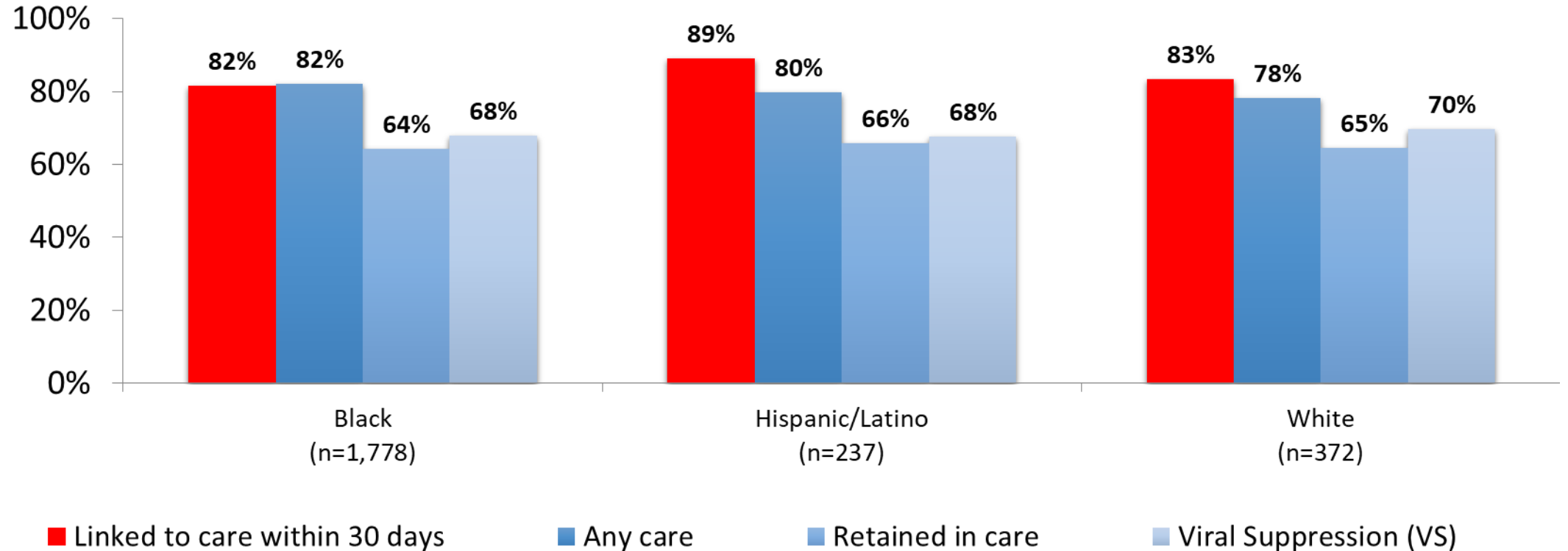
Adults and adolescents \geq age 13, diagnosed 01/01/19-12/31/19, living as of 12/31/2020

Address at HIV diagnosis Georgia

Linked to care = CD4 or VL within 30 days of diagnosis

Any care \geq 1 CD4 or VL during 30 days to 13 months after diagnosis; Retained in care \geq 2 CD4 or VL at least 3 months apart during 30 days to 13 months after diagnosis Viral suppression (VS) = VL < 200 copies/ml on most recent viral load during 30 days to 13 months after diagnosis

Adults and Adolescents Newly Diagnosed with HIV, by Race/Ethnicity, Georgia, 2019



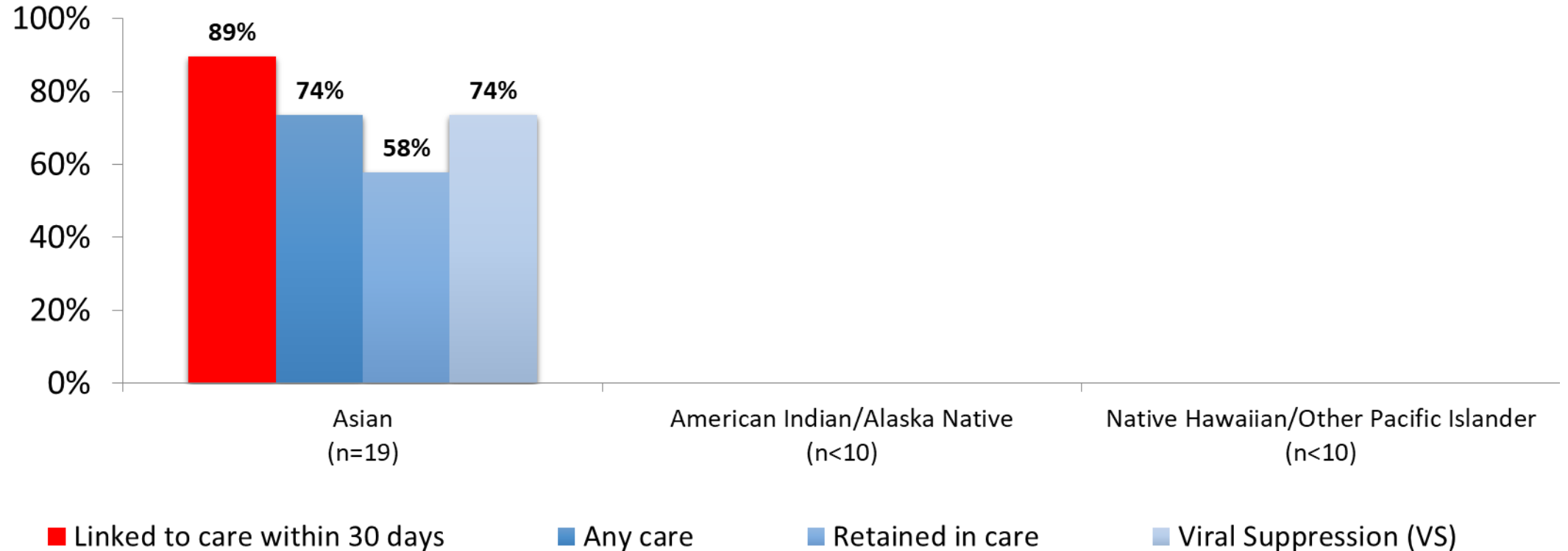
Adults and adolescents \geq age 13, diagnosed 01/01/19-12/31/19, living as of 12/31/2020

Address at HIV diagnosis Georgia

Linked to care = CD4 or VL within 30 days of diagnosis

Any care \geq 1 CD4 or VL during 30 days to 13 months after diagnosis; Retained in care \geq 2 CD4 or VL at least 3 months apart during 30 days to 13 months after diagnosis Viral suppression (VS) = VL < 200 copies/ml on most recent viral load during 30 days to 13 months after diagnosis

Adults and Adolescents Newly Diagnosed with HIV, by Race/Ethnicity, Georgia, 2019



Adults and adolescents \geq age 13, diagnosed 01/01/19-12/31/19, living as of 12/31/2020

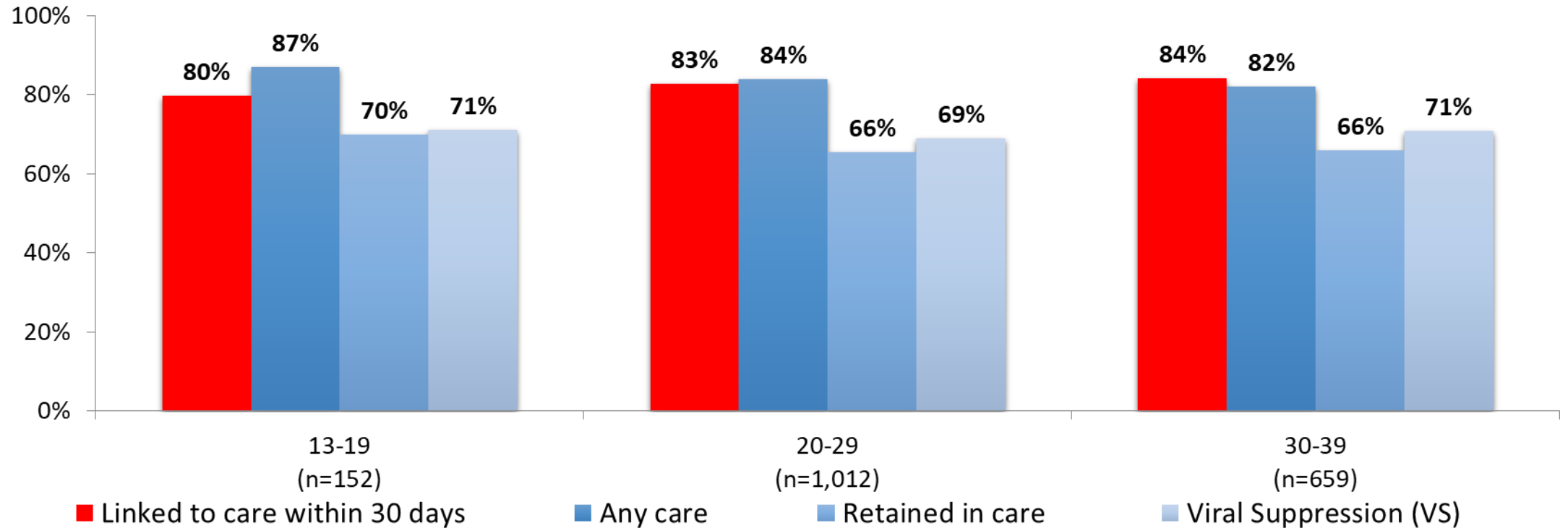
Address at HIV diagnosis Georgia

Linked to care = CD4 or VL within 30 days of diagnosis

Any care \geq 1 CD4 or VL during 30 days to 13 months after diagnosis; Retained in care \geq 2 CD4 or VL at least 3 months apart during 30 days to 13 months after diagnosis Viral suppression (VS) = VL < 200 copies/ml on most recent viral load during 30 days to 13 months after diagnosis

Counts of less than 10 are censored due to being too small

Adults and Adolescents Newly Diagnosed with HIV, by Current Age (in Years), Georgia, 2019



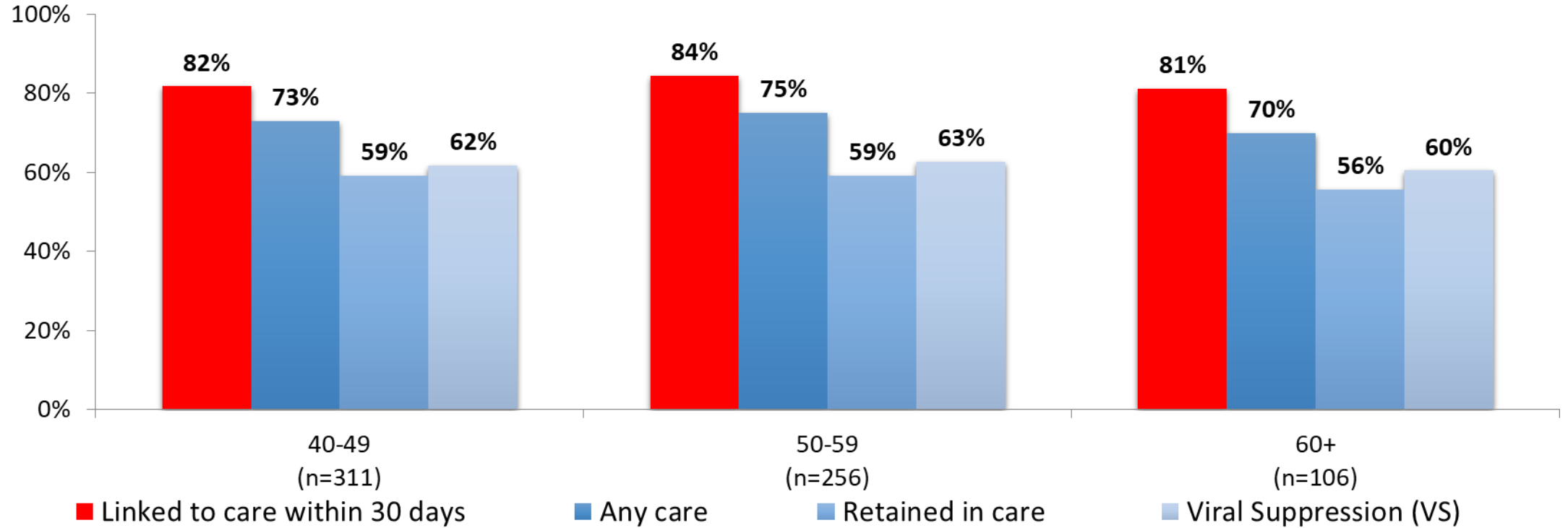
Adults and adolescents \geq age 13, diagnosed 01/01/19-12/31/19, living as of 12/31/2020

Address at HIV diagnosis Georgia

Linked to care = CD4 or VL within 30 days of diagnosis

Any care \geq 1 CD4 or VL during 30 days to 13 months after diagnosis; Retained in care \geq 2 CD4 or VL at least 3 months apart during 30 days to 13 months after diagnosis Viral suppression (VS) = VL < 200 copies/ml on most recent viral load during 30 days to 13 months after diagnosis

Adults and Adolescents Newly Diagnosed with HIV, by Current Age (in Years), Georgia, 2019



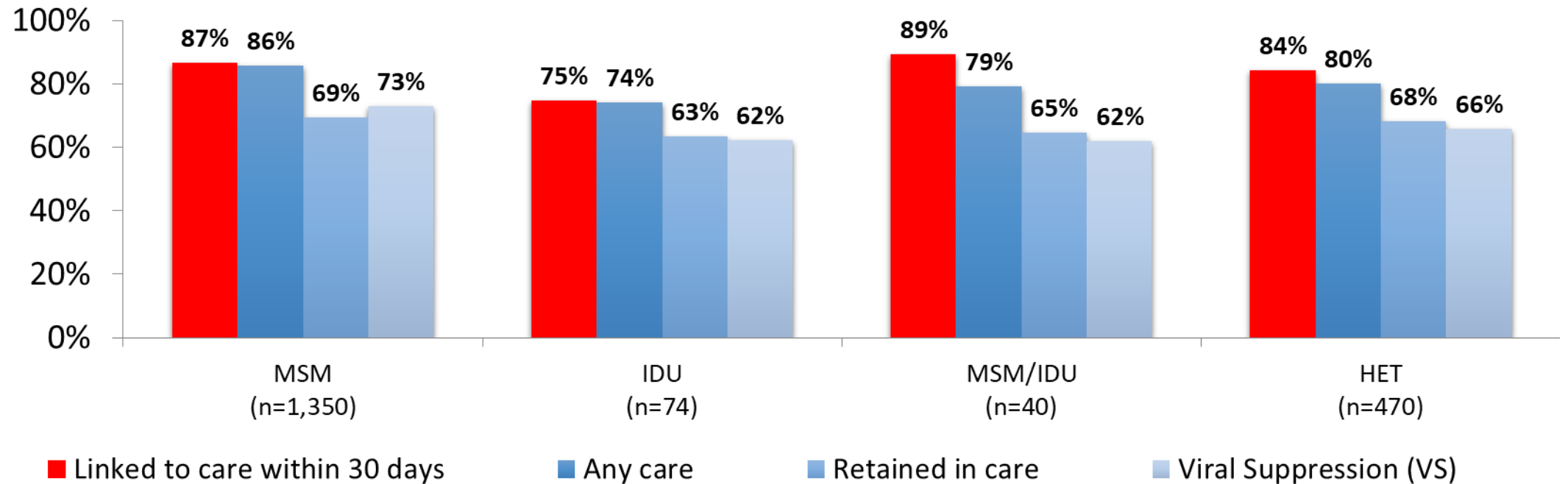
Adults and adolescents \geq age 13, diagnosed 01/01/19-12/31/19, living as of 12/31/2020

Address at HIV diagnosis Georgia

Linked to care = CD4 or VL within 30 days of diagnosis

Any care \geq 1 CD4 or VL during 30 days to 13 months after diagnosis; Retained in care \geq 2 CD4 or VL at least 3 months apart during 30 days to 13 months after diagnosis Viral suppression (VS) = VL < 200 copies/ml on most recent viral load during 30 days to 13 months after diagnosis

Adults and Adolescents Newly Diagnosed with HIV, by Transmission Category, Georgia, 2019



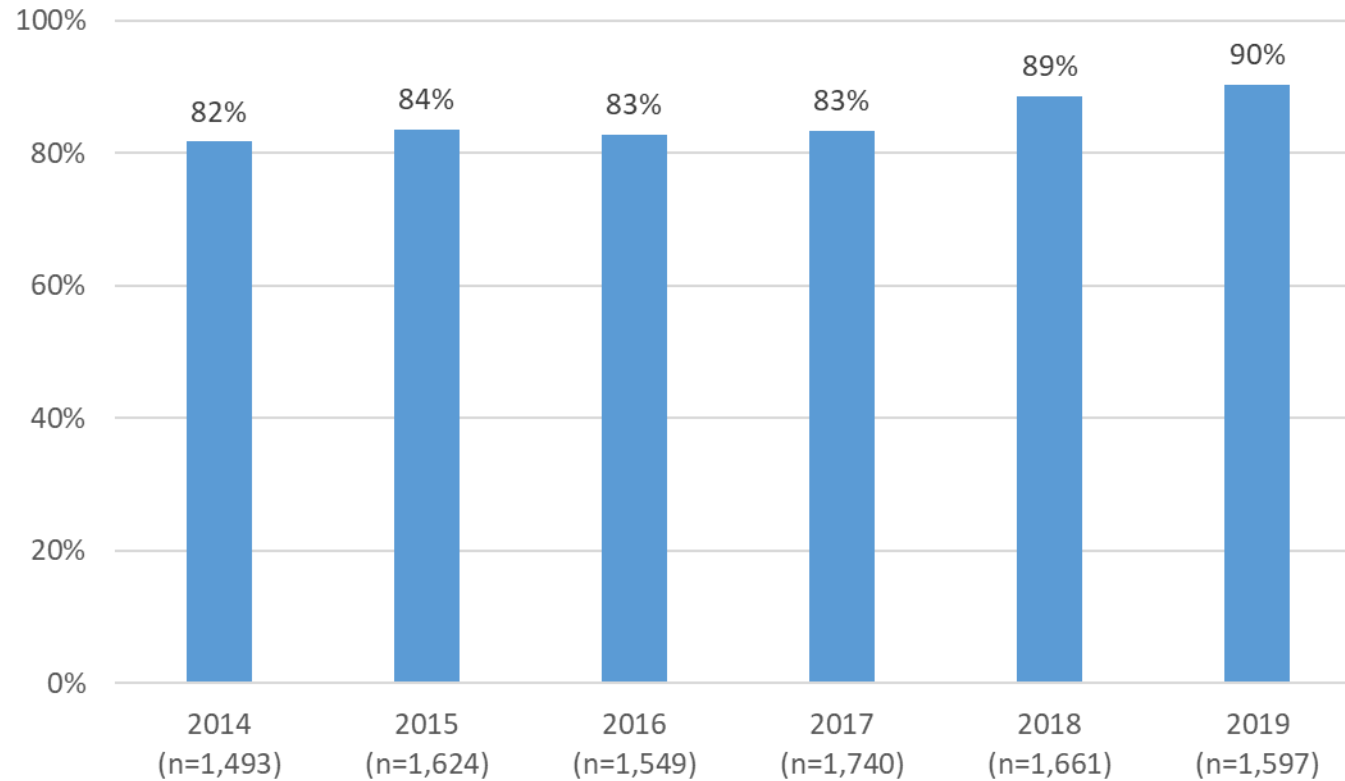
Adults and adolescents >= age 13, diagnosed 01/01/19-12/31/19, living as of 12/31/2020

Address at HIV diagnosis Georgia

Linked to care = CD4 or VL within 30 days of diagnosis

Any care >= 1 CD4 or VL during 30 days to 13 months after diagnosis; Retained in care >= 2 CD4 or VL at least 3 months apart during 30 days to 13 months after diagnosis Viral suppression (VS) = VL<200 copies/ml on most recent viral load during 30 days to 13 months after diagnosis

Viral suppression among newly diagnosed adults and adolescents retained in care, Georgia, 2014-2019



N = number retained in care

Adults and adolescents \geq age 13

Diagnosed by 12/31 of previous year, living as of 12/31 of reporting year, Georgia

Retained in care \geq 2 CD4 or VL at least 3 months apart in reporting year

Viral suppression (VS) = VL < 200 copies/ml