

HIV Prevention Updates

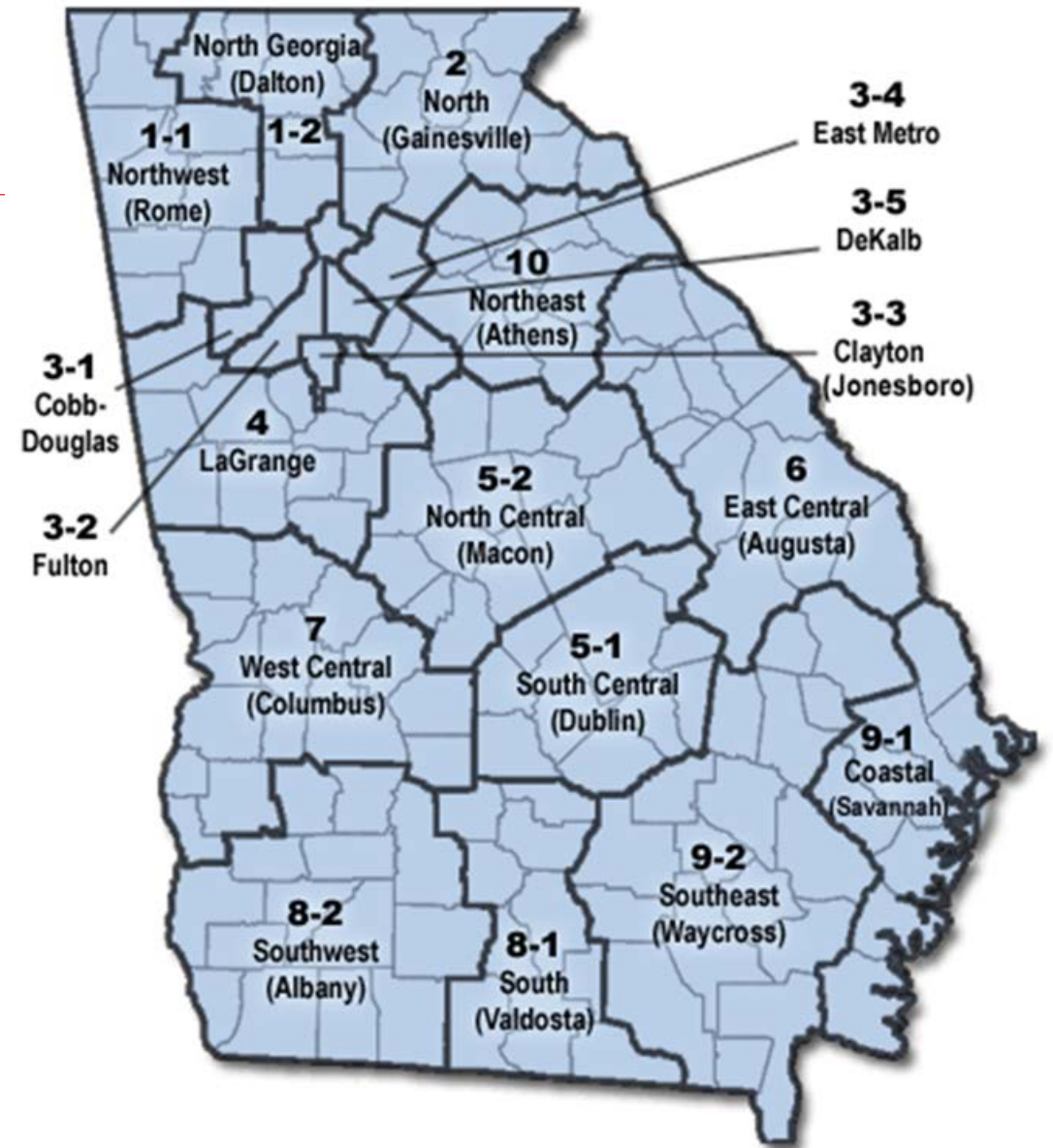
GPACC *Virtual* Meeting / Brooke Mootry, HIV Prevention Manager / June 9, 2020

Testing Trends . . .

*Preliminary data, Jan – Dec 2019

94,279 total test events

- 499 Newly D_x
- **Age group 20-29 were more frequently tested (40%) *and* diagnosed**, accounting for 247 of the 499 newly dx positives.
- MSM and MSM/IDU accounted for **12% of total test events and 326 newly diagnosed individuals.**




SOURCE: C&T - HIV Counseling and Testing Database, as of 26 May 2020. Georgia Department of Public Health, Division of Health Protection, HIV Prevention Unit

Testing Trends . . . By Gender

*Preliminary data, Jan – Dec 2019

94,279 total test events, 499 Newly D_x

Gender	Test Events	Newly Diagnosed
Female	54,630	69
Male	39,020	418
Transgender – FTM	111	0
Transgender – MTF	355	12
Transgender – Unspecified	67	0



SOURCE: C&T - HIV Counseling and Testing Database, as of 26 May 2020. Georgia Department of Public Health, Division of Health Protection, HIV Prevention Unit

Testing Trends . . . By Race/Ethnicity

*Preliminary data, Jan – Dec 2019

94,279 total test events, 499 Newly D_x

Race/Ethnicity	Test Events	Newly Diagnosed
Black	61,102	349
White	20,907	67
Hispanic	9,092	70
Asian	1,596	< 5
More Than One Race	629	< 5
American Indian / Alaska Native	197	< 5
Native Hawaiian / Other Pacific Islander	99	< 5

SOURCE: C&T - HIV Counseling and Testing Database, as of 26 May 2020. Georgia Department of Public Health, Division of Health Protection, HIV Prevention Unit

Testing Trends . . . By Health District

*Preliminary data, Jan – Dec 2019

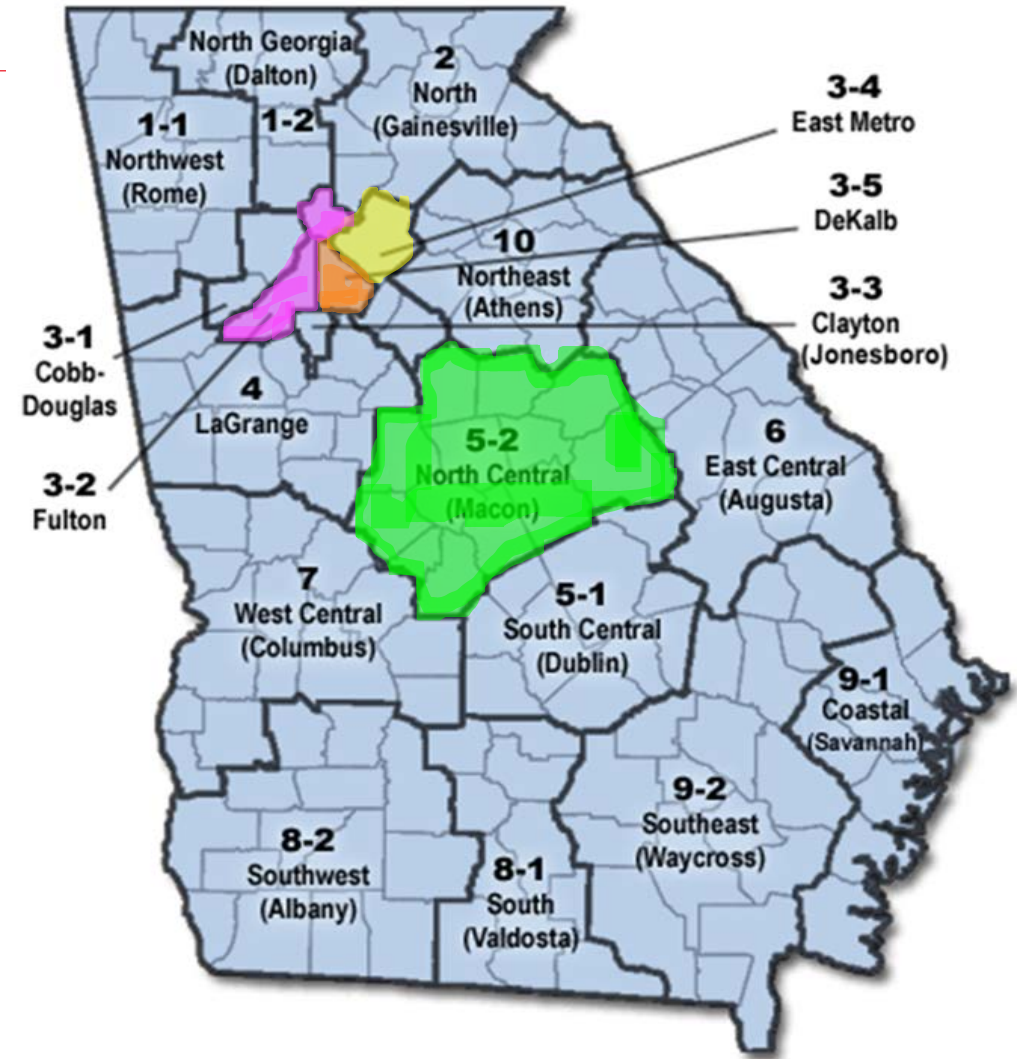
94,279 test events, 499 Newly Dx

Fulton: 19,392 (21%) Test Events
161 Newly Dx

DeKalb: 5,636 (13%) Test Events
78 Newly Dx

Macon: 5,922 (6%) Test Events
53 Newly Dx

East Metro: 5,636 (6%) of Test Events
43 Newly Dx



SOURCE: C&T - HIV Counseling and Testing Database, as of 26 May 2020. Georgia Department of Public Health, Division of Health Protection, HIV Prevention Unit

HIV Negative Test Result Outcomes

*Preliminary data, Jan – Dec 2019



HIV Negative Test Result Outcomes		
	Number	Percent
Total test-level testing events	94,279	100%
HIV negative test	93,512	99.2%
Screened for PrEP Eligibility	63,057	67.4%
Eligible for PrEP	38,014	40.7%
Referred to PrEP Provider	16,006	17.1%
Provided Navigation or Linkage to PrEP Provider	13,532	14.5%

SOURCE: C&T - HIV Counseling and Testing Database, as of 26 May 2020. Georgia Department of Public Health, Division of Health Protection, HIV Prevention Unit

HIV Positive Test Result Outcomes

*Preliminary data, Jan – Dec 2019

HIV Positive Test Result Outcomes	Newly Confirmed Positive ¹	
	Number	Percent
Confirmed HIV positive test	499	0.5%
Referred to medical care	448	89.8%
Linked to medical care: <i>(attended first appointment)</i>	388	77.8%
Referred to Partner Services	479	96.0%
Interviewed for Partner Services	306	61.3%

¹Newly identified confirmed positive are measured by combined self-reported HIV status and a positive test result at the current testing event.

SOURCE: C&T - HIV Counseling and Testing Database, as of 26 May 2020. Georgia Department of Public Health, Division of Health Protection, HIV Prevention Unit

Impact of COVID-19

- District HIV Prevention staff have been reassigned to support local COVID-19 efforts (57 personnel in April 2020).
- The majority of State Prevention staff continue to work remotely.
- Limited outreach activities due to social distancing.
- Postponed Capacity Building Assistance (CBA) trainings/requests.
- *Anticipated decline in HIV prevention activities.*

Opportunities arising from COVID-19

- Transitioning HIV C&T Training to support remote instruction.
- Initiation of the Georgia Home Self Testing Project.
- Introduction of virtual events (i.e. GPACC, J2C, Women's Prevention).
- *Anticipation of innovative service delivery and implementation.*

Additional Updates

- HealthHIV is offering PrEP-related technical assistance to LHDs.
- Electronic monthly reporting system will begin no later than July 2020.
- Initiation of District Peer-to-Peer Conference Calls.
- Updated Minimum Quality Standards – Community Mobilization and Condom Distribution activities.
 - *Mail-Order Condom Distribution (PIHC, Albany, Savannah)*



**“Stay committed to
your decisions, but
stay flexible in your
approach.”** – Tony Robbins

For additional information . . .

Brooke Mootry, MSW, CHES

HIV Prevention Manager

Office of HIV/AIDS

Brooke.Mootry@dph.ga.gov

Stay Safe
and
Healthy