

Moderna COVID-19 Vaccine

Vaccine Preparation and Administration Summary



» General Information

Vaccine: COVID-19 vaccine (Moderna)

Multidose vial: 10 doses per vial

Dosage: 0.5 mL

Do NOT mix with a diluent.
Discard vial when there is not enough vaccine to obtain a complete dose. Do NOT combine residual vaccine from multiple vials to obtain a dose.

» Age Indications

18 years of age and older

» Schedule

2-dose series separated by 28 days
A series started with COVID-19 vaccine (Moderna) should be completed with this product.

» Administer

Intramuscular (IM) injection in the deltoid muscle



» Thawing Frozen Vaccine

- Vaccine may be thawed in the refrigerator or at room temperature.
- Refrigerator: Between 2°C and 8°C (36°F and 46°F) for 2 hours and 30 minutes

- Room temperature: Between 15°C and 25°C (59°F and 77°F) for 1 hour
- Vials that have not been punctured may be kept between 8°C and 25°C (46°F and 77°F) for up to 12 hours.
Do **NOT** refreeze thawed vaccine.

» Expiration Date

To determine the expiration date, scan the QR code located on the vial or carton. The QR code will bring up a website; then choose the lookup option, enter the lot number, and the expiration date will be displayed.

An alternate option is accessing the website directly: <http://www.modernatx.com/covid19vaccine-eua>.

CDC's expiration date tracking tool (<https://www.cdc.gov/vaccines/covid-19/info-by-product/pfizer/downloads/expiration-tracker.pdf>) can facilitate documenting expiration dates.

» Prepare and Administer the Vaccine

Assess recipient status: ○ Screen for contraindications and precautions. ○ Review vaccination history.		Withdraw 0.5 mL of vaccine into the syringe.† Ensure the prepared syringe is not cold to the touch.	0.5 mL
Follow aseptic technique. Perform hand hygiene before vaccine preparation, between patients, when changing gloves (if worn), and any time hands become soiled.*		Note the date and time the vial was first punctured. Keep the vaccine between 2°C and 25°C (36°F and 77°F) for up to 6 hours. Discard any unused vaccine after 6 hours.	
Unpunctured vials: Check the expiration date. Never use expired vaccine. Punctured vials: Check the beyond-use time. Never use vaccine after the beyond-use time.		Bring the dose of vaccine from the designated preparation area immediately to the patient treatment area for administration.	
With the vial upright, gently swirl the vaccine. Do NOT shake. If the vial is shaken, contact the manufacturer. Note: Gently swirl the vaccine before withdrawing subsequent doses.		Ensure staff has the correct PPE before administering vaccines and implement policies for the use of face coverings for vaccine recipients older than 2 years of age (if tolerated).	
Examine the vaccine. It should be white to off-white in color and may contain white particles. Do not use if liquid contains other particulate matter or is discolored.		Administer the vaccine immediately by intramuscular (IM) injection in the deltoid muscle.	
Using a new, sterile alcohol prep pad, cleanse the stopper of the multidose vaccine vial.		Observe recipients after vaccination for an immediate adverse reaction: ○ Persons with a history of anaphylaxis (due to any cause): 30 minutes ○ All other persons: 15 minutes	
Choose the correct equipment, including the correct needle size. Use a new, sterile needle and syringe for each injection.			

*Gloves are not required unless the person administering the vaccine is likely to come in contact with potentially infectious body fluids or has open lesions on the hands. If worn, perform hand hygiene and change gloves between patients.




†Changing needles between drawing vaccine from a vial and injecting it into a recipient is not necessary unless the needle has been damaged or contaminated.

Moderna COVID-19 Vaccine

Vaccine Preparation and Administration Summary



» Scheduling Doses

Vaccination History*	And	Then	Next Dose Due
0 doses		Give dose 1 today	Give dose 2 at least 28 days after dose 1
1 dose (Moderna)	It has been at least 28 days since dose 1	Give dose 2 today	Series complete; no additional doses needed
	It has NOT been at least 28 days since dose 1	No dose today	Give dose 2 at least 28 days after dose 1
2 doses (Moderna) at least 28 days apart†			Series complete; no additional doses needed

*COVID-19 vaccine (Moderna) should not be administered at the same time as other vaccines.

Separate COVID-19 vaccine (Moderna) from other vaccines by 14 days before or after administration of COVID-19 vaccine (Moderna).

† Vaccine doses administered at/after day 24 are considered valid. The 4-day grace period should not routinely be used to schedule doses.

» Contraindications and Precautions

Contraindication: Severe allergic reaction (e.g., anaphylaxis) to any component of COVID-19 vaccine (Moderna). For a list of vaccine components, see the Emergency Use Authorization (EUA).

Precaution: Severe allergic reaction (e.g., anaphylaxis) to a previous dose of any vaccine (not including Moderna COVID-19 Vaccine).

Severe allergic reaction (e.g., anaphylaxis) to an injectable medication

Moderate to severe acute illness

» Document the Vaccination

COVID-19 vaccination providers must document vaccine administration in their medical record systems within 24 hours of administration and use their best efforts to report administration data to the relevant system (i.e., immunization information system) for the jurisdiction as soon as practicable and no later than 72 hours after administration.

Document each patient's vaccine administration information in the:

- **Medical record**
 - Vaccine and the date it was administered
 - Manufacturer and lot number
 - Vaccination site and route
 - Name and title of the person administering the vaccine
- **Personal vaccination record card (shot card):**
Date of vaccination, product name/manufacturer, lot number, and the name/location of the administering clinic or healthcare professional. Give to the vaccine recipient.
- **Immunization information system (IIS) or "registry":**
Report the vaccination to the appropriate state/local IIS.

» Management of Anaphylaxis

Healthcare professionals should be familiar with identifying immediate-type allergic reactions, including anaphylaxis, and should be competent in treating these events at the time of vaccine administration. Equipment and medications should be available, including at least 3 epinephrine prefilled syringes or autoinjectors, H1 antihistamine, blood pressure cuff, and stethoscope and timing device to assess pulse. For more information, please see Interim Considerations: Preparing for the Potential Management of Anaphylaxis at COVID-19 Vaccination Sites at <https://www.cdc.gov/vaccines/covid-19/info-byproduct/pfizer/anaphylaxis-management.html>.

» Reporting Adverse Events

Healthcare professionals are required to report to the Vaccine Adverse Event Reporting System (VAERS):

- Vaccine administration errors (whether associated with an adverse event [AE] or not)
- Serious AEs (irrespective of attribution to vaccination)
- Multisystem inflammatory syndrome (MIS) in adults or children
- Cases of COVID-19 that result in hospitalization or death
- Any additional AEs and revised safety reporting requirements per the Food and Drug Administration's conditions for use of an authorized vaccine throughout the duration of the EUA

Adverse events should be reported even if the cause is uncertain. Healthcare professionals are also encouraged to report any clinically significant AEs that occur after vaccine administration. Submit reports to www.vaers.hhs.gov.

For additional information, see the vaccine manufacturer's product information at <http://www.modernatx.com/covid19vaccine>.