


Please



TYPE QUESTIONS IN THE
CHAT BOX



MUTE YOUR LINES

Georgia OEMST Update – Operations Update

March 15, 2024

OEMST Staff Changes

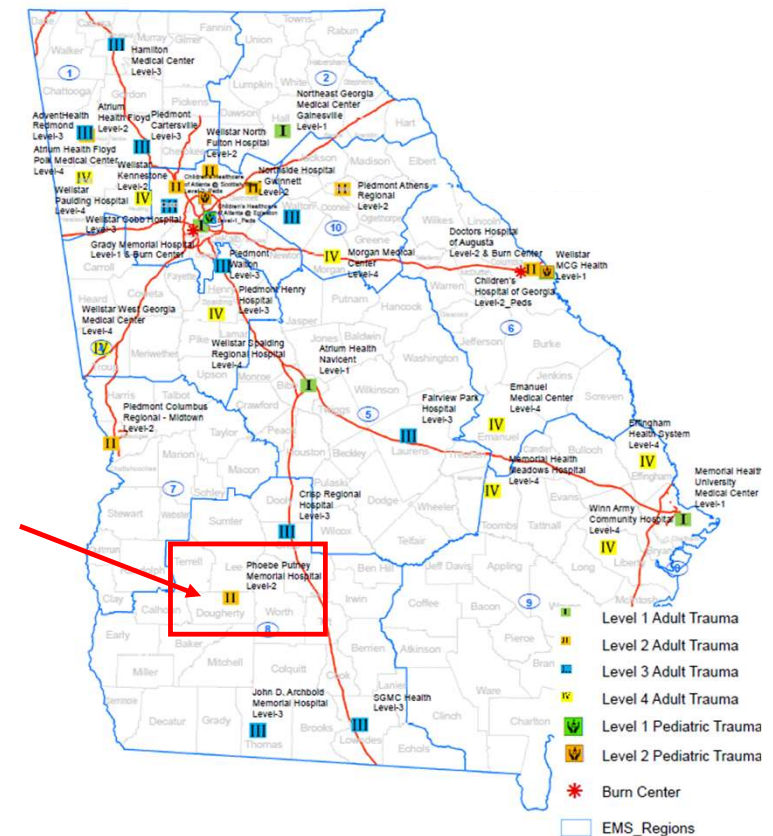
Region 10 EMS Director

- Anna Sheridan
Anna.sheridan@dph.ga.gov
404-670-0118



NEW Designated Level II Trauma Center

Phoebe Putney Memorial
Hospital
Albany, GA



EMS Personnel License Renewal

Personnel License Renewal (4,313)

EMT, EMT-I, AEMT, CT, Paramedic

Georgia Medic Renewal application available until **March 31, 2024.**

- Continuing Education (CE) must be entered into Education Report into LMS
- Must upload BCLS and ACLS (if applicable) cards inside the renewal application
- License renewal fee, \$75.00 (Credit Card fee \$2.75)

| Applications | Action |
|---|---------------------------|
| Georgia Medic Renewal This is the medic renewal license for all medics (EMT, EMT-I, AEMT, CT, Paramedic) in Georgia. The renewal period opens six (6) months prior to the expiration date of medic license. Georgia Medic Renewal License application will close on March 31, 2024. | Apply Now |

Personnel License Renewal FAQs

Credit Card Processing and Payment:

- Middle Initial in a Name
- Not using the address on file with credit card company/bank
- Not using abbreviations for street address: Dr, St, Trl, etc.

Required Capnography Training for AEMTs:

- Must be completed in TRAIN.org/Georgia
- Can not be uploaded by Medic to Education Report
- GA OEMS ID Number not correct GA EMS License number
- TRAIN education imported daily to LMS
- train-georgia@dph.ga.gov

Where can I get approved Continuing Ed/Free Training

- TRAIN Georgia! (www.train.org/Georgia)



Personnel License Renewal: Voucher Codes

Medic will complete **Georgia Medic Renewal** application

- Payment tab: Select Voucher Code
- Once application submitted, Medic will enter voucher code in payment screen

Form 4 - Renewal Information Preview

InstructionsDemographicsApplication LevelCPROther EMS LicenseOther HCP LicenseScope of PracticePaymentRules and RegulationsSign and Submit

▼ Payment

***How are you paying for your license application? (application fees are non-refundable)**

☐ Credit/Debit Card

☐ Money Order/Cashier's Check

☒ Voucher Code

Your application will NOT be processed until you complete the payment.

Once you submit this renewal application, you will need to proceed to the **Checkout button** under Applications on the left side of the screen to pay for your application using the voucher code assigned by your EMS Agency.

Once a completed application AND payment is received, your EMS license Renewal will be processed.

Georgia Medic Renewal application

- Once application submitted, Medic will enter voucher code in payment screen

My Account

Applications

Continue 2

Checkout

Transaction

Review 3

Education

Agencies

Inspections

Dipti Test9 | Logout

Checkout

Select the license(s) you want to pay fees for and click *Pay Now* to continue to checkout.

| License | Agencies | Application Date | Total Amount | Balance Due |
|---|----------|------------------|--------------|-------------|
| <input checked="" type="checkbox"/> Georgia Medic Renewal | | 10/13/2023 | \$75.00 | \$75.00 |

| Voucher Code | Agencies | Date Assigned | Amount | Balance |
|--------------|----------|---------------|--------|---------|
| No Records | | | | |

| | | | | |
|---------|--|--|---------|---------|
| Totals: | | | \$75.00 | \$75.00 |
|---------|--|--|---------|---------|

1

Voucher Code: 2023-EMS2019006-75-qoi1xAQW7L

2

Apply Code

3

Pay Now

The voucher code you entered is not valid. Please review the number and try again.

Instructions for Entering CE hours into Education Report

How to Submit Continuing Education Hours During the Renewal Cycle

Please note - If you attend an OEMS course - before you add training yourself, please check to see if the instructor has already added you to the course.

If you have

1. Go to <https://www.mygemsis.org/lms/public/> and log in (click [HERE](#) for instructions on how to obtain access)
2. Click on **Education** on the left
3. Click on **My Report** under the Education link
4. On this tab, you will see any courses that you have already added (or have been added by you attending an OEMS approved course)
 - a. Click on the (>) next to each topic to see the list of courses that have been already put on your training record and verify that is not already been added.
5. For each training course/date that you are wanting to add, do the following:
 - a. Click on the green (+) button to the right of one of the topics that the training you are adding is included
 - b. Enter the **Course Name** of the training (you do not need to enter the course number)
 - c. Enter the **Completed Date** of the course (if the course was multiple dates, enter the last date of the course)
 - d. You do not need to enter the Location
 - e. Upload a scanned copy of your course certificate by clicking the **Choose File** button, and selecting the file on your computer for your certificate.
 - f. Based on which green (+) button you click, the first topic has been selected for you - (enter the number of hours)
 - g. To add additional topics, Click **Add Topic**, Select the Topic, and Enter the number of hours of credit (remember that you must have 40 hours - with at least 4 in Trauma, 4 in Cardiac, and 8 in Pediatrics)
 - To enter additional topics covered for this training course/day, click **Add Topic**
 - When you are done adding topics, click the blue **Add** button
6. Your hours have been added!

<https://dph.georgia.gov/EMS/ems-education/continuing-education>

EMT-Responder License Renewal

Expiration date: September 30th of a year (Renewal Application will open on **April 1st** for those that expire **2024**)

Renewal Requirements:

- Sixteen (16) hours CE (Dept approved/Dept recognized)
 - Modules & hour requirements specified in current EMR National Continued Competency Program (NCCP) specified by NREMT
 - Continuing Education (CE) must be entered into Education Report into LMS
- Current CPR/BCLS certification
- Current EMR certification through NREMT
 - Prior to renewal of EMT-R license, the licensee's certification through the NREMT shall be renewed.
- License renewal fee, \$75.00 (Credit Card fee \$2.75)

Renewal Application: Georgia EMT-R Renewal

Rule 511-9-2-.13 Licensure Renewal for EMS Personnel

Voucher Codes

New Voucher Codes

- New voucher codes can be used in LMS on:
 - **Medic Renewal application**
 - **Initial/Renewal Instructor License application**
- Current voucher amounts: \$75.00 and \$25.00
- Purchased voucher codes:
 - Should be treated like a credit card/cash
 - Can be used for partial payment of license fee.
 - Can be applied for a license fee, any balance left on the voucher is not transferable. (The voucher code can only be used once).
 - No expiration date
 - Non-refundable
 - Can be used on any personnel (Medic/Instructor) license application
 - Non-transferrable by OEMST

Voucher Code Assignment

My Account

Applications

Education

*** Agencies**

Details

Policies

Medical Directors

Personnel

Locations

Vehicles

Documents

Service Areas

Inspections

Vouchers

Inspections

Lookup

Manage

Imagetrend Test 3 (New) (EMS2019006)

123 Anywhere Street, Athens, Georgia 30606
Ground Ambulance, Air Ambulance -- Issued: 10/01/2022 -- Expires: 02/01/2026

Agencies Details

Click the arrows beside a header to expand or collapse each section of information.

Demographics | Organization | Staff

Details

Name: Imagetrend Test 3 (New)

Sync Method: No Sync

Service Classification: NO Service Delivery Agreement

Active: Yes

Daylight Savings Time Use: Yes

Time Zone: GMT-5:00 Eastern Time

Email: mememes@gmail.com

Phone:

Fax:

Website:

Address: 123 Anywhere Street

City: Athens

Applicable Positions:

- Authorized Agent
- EMS Agency Admin
- Program Director

Voucher Code Assignment (Authorized Agent/EMS Agency Admin/Program Director)

Vouchers

Imagetrend Test 3 (New)

123 Anywhere Street Athens, GA 30606

| <input type="text"/> | Q | Code Assigned | ▼ | Code Used | ▼ | <button>CLEAR</button> |
|-------------------------------------|--|---------------|------------|-----------|------------|------------------------|
| Code | Assigned To | | Used On | Amount | Created On | |
| 2023-EMS2019006-75-qoi1xAQW7Lb8Td95 | Test9, Dipti | | 10/05/2023 | \$75.00 | 09/05/2023 | |
| 2023-EMS2019006-25-U3yy5sLOpf5cGdrW | Test3, John (remove) | | | \$25.00 | 09/05/2023 | |
| 2023-EMS2019006-75-oYm9rtKEidMuPHvs | EMS Regional Director, Dipti Test (remove) | | | \$75.00 | 08/28/2023 | |
| 2023-EMS2019006-25-kUnSQiwaEJjTwrKV | Test3, John (remove) | | | \$25.00 | 08/28/2023 | |
| 2023-EMS2019006-75-HEWXQUgyLnVsF0E6 | select user | | | \$75.00 | 08/28/2023 | |

Order Voucher Codes Application

- Application to use for Medic License Renewal/Instructor Renewal/Initial Instructor voucher codes:
 - **Order Voucher Codes application – closed on February 16th at 5:00pm**
 - EMS Agencies and/or Education Programs will not be able to request any voucher codes until April 1st.
 - The Department will be working on implementing Phase 3 and reopening on April 1st.
- Voucher Code Process
 1. Agency submits application to order voucher codes
 2. Invoice will be emailed to Agency
 3. Once payment by check is received in the Department
 4. Voucher codes will be emailed to Agency
 5. Agency will distribute/assign voucher code to personnel
 6. Medic will complete **Georgia Medic Renewal** application

Voucher Codes for Initial License applications

Between March 19th – March 31st:

Working to transition the old voucher codes issued for Initial Medic License applications to the new voucher code process.

- **All “old” voucher codes must be submitted/used on an initial medic application by March 17th.** Contact Dipti Patel if you need more information regarding your voucher codes.

The Department has emailed every Agency that has been previously given voucher codes to work through a transition plan.

New voucher code process implemented on all Personnel License applications by April 1st.

Ambulance Patient Offload Taskforce

Ambulance Pt. Offload Taskforce

Patient Offload Time:

Patient arrives at the hospital by EMS, vehicle is put in park (etimes.11)

- > hospital gives bed/area assignment
- > crew takes patient to assigned room/area

Crew has given handoff report to receiving staff and is able to leave/walk away from patient. (etimes.12)

- Goal 20 minutes or less 90% of time
- Evaluating and Reviewing APOT reports monthly.

Ambulance Patient Offload Reports

Patient Offload Time is measured from:

Patient Arrived at Destination Date/Time (eTimes.11) to Destination Patient Transfer of Care Date/Time (eTimes.12)

Biospatial Transport Dashboard Filters:

| | |
|--|--|
| Dates: | August 1, 2023 – January 30, 2024 |
| Type of Service Requested: (eResponse.05) | 911 Response (Scene), Intercept, Mutual Aid Emergency Response (Primary Response Area) Emergency Response (Intercept) Emergency Response (Mutual Aid) |
| Incident/Patient Disposition: (eDisposition.12) | Treated, Transported by this EMS Unit |
| Destination Types: (eDisposition.21) | Hospital-Emergency Department |

Note: Review of EMS PCR data has determined that some EMS crews are documenting Hospital-Non-Emergency Department Bed (eDisposition.21) for patients that are going to a Hospital-Emergency Department. PCRs that have eDisposition.21 selected as Hospital-Non-Emergency Department Bed are not included in these reports.

Type of Service Requested (eResponse.05)

Type of Service Requested

Definition: The type of service or category of service requested of the EMS Agency responding for this specific EMS event.

911 Responses to a scene (not including a hospital)

Description

Emergency Response (Primary Response Area)

Emergency Response (Intercept)

Emergency Response (Mutual Aid)

Hospital-to-Hospital Transfer

Hospital to Non-Hospital Facility Transfer

Non-Hospital Facility to Non-Hospital Facility Transfer

Non-Hospital Facility to Hospital Transfer

Other Routine Medical Transport

Public Assistance

Standby

Support Services

Non-Patient Care Rescue/Extrication

Crew Transport Only

Transport of Organs or Body Parts

Mortuary Services

Mobile Integrated Health Care Encounter

Evaluation for Special Referral/Intake Programs

Administrative Operations

Destination Patient Transfer of Care Date/Time (eTimes.12)

Destination Patient Transfer of Care Date/Time:

Definition: The date/time that patient care was transferred to the destination healthcare staff.

- This is NOT the date/time the Nurse signs the PCR

This is the date/time EMS staff transfer the care of patient to the hospital staff and the EMS staff is able to leave/walk away from the patient.

This field is utilized to track ambulance patient offload times.

Type of Destination (eDisposition.21)

Type of Destination

Definition: The type of destination the patient was delivered to.

When transporting a patient to the hospital.

Description

- Home
- Hospital-Emergency Department
- Hospital-Non-Emergency Department Bed
- Clinic
- Morgue/Mortuary
- Other
- Other EMS Responder (air)
- Other EMS Responder (ground)
- Police/Jail
- Urgent Care
- Freestanding Emergency Department
- Dialysis Center
- Diagnostic Services
- Assisted Living Facility
- Mental Health Facility
- Nursing Home
- Other Recurring Care Center
- Physical Rehabilitation Facility
- Drug and/or Alcohol Rehabilitation Facility
- Skilled Nursing Facility

Type of Destination (eDisposition.21)

If patient goes to any part of an ER/ED -> **Hospital – Emergency Department**

This Includes: Triage, waiting room, wall, ER/ED room

If patient goes to Cath Lab, Labor/Delivery, OR, ICU, Floor bed, etc. any where outside of the ER/ED -> **Hospital – Non-Emergency Department Bed**

- Then go to Hospital In-Patient Destination – eDisposition.22

Hospital In-Patient Destination (eDisposition.22)

Hospital In-Patient Destination

Definition – The location within the hospital that the patient was taken directly by EMS (e.g., Cath Lab, ICU, etc.)

- This field describes the location within a hospital, an EMS patient was transported to.

Completed when transporting a patient to anywhere in a hospital other than/except for the Emergency Room/Emergency Department.

Description

Hospital-Burn
Hospital-Cath Lab
Hospital-CCU
Hospital-Endoscopy
Hospital-Hospice
Hospital-Hyperbaric Oxygen Treatment
Hospital-ICU
Hospital-Labor and Delivery
Hospital-Med/Surg
Hospital-Mental Health
Hospital-MICU
Hospital-NICU
Hospital-Nursery
Hospital-Peds (General)
Hospital-Peds ICU
Hospital-OR
Hospital-Orthopedic
Hospital-Other
Hospital-Out-Patient Bed
Hospital-Radiology Services - MRI
Hospital-Radiology Services - CT/PET
Hospital-Radiology Services - X-Ray
Hospital-Radiation
Hospital-Rehab
Hospital-SICU
Hospital-Oncology
Hospital-Outpatient Surgery

Education Updates



GEORGIA DEPARTMENT of
PUBLIC HEALTH

About DPH ▾ Health Topics ▾ COVID-19 ▾ Vital Records ▾ Women and Children ▾ Immunizations ▾ Environmental Health ▾ Epidemiology ▾

Home > About DPH > Emergency Medical Services > TRAIN Georgia

| | |
|--|---|
| Emergency Medical Services | ^ |
| Public Notices, Regional and Statewide Meetings | ▾ |
| License Management System | |
| EMS Licensure & Verification (Agency, Personnel, Instructor) | ▾ |
| EMS Initial/Continuing Education | ▾ |
| OEMST Webinar Updates | |
| EMS Policies, Rules and Regulations | |
| Protocols and Scope of Practice | |
| Post-Licensure Skills (PLS) for Paramedics | |
| EMS Data (GEMIS Elite, Biospatial) | |
| Forms and Related Documents | |
| State EMS Office Directory | |
| Regional EMS Systems | ▾ |
| Specialty Care Centers (Cardiac, Trauma, Stroke) | |
| Office of Cardiac Care | |
| Trauma Program | |
| Emergency Medical Services for Children (EMSC) | ▾ |
| REPLICA | |
| Contact Us | |
| Frequently Asked Questions (FAQs) | |
| Georgia OEMS COVID-19 Guidance | |
| TRAIN Georgia | ^ |

TRAIN Georgia Resources

TRAIN Georgia is a gateway into the TRAIN Learning Network, the most comprehensive catalog of public health training opportunities for professionals who serve the citizens of Georgia. TRAIN is a free service for learners from the Public Health Foundation.

The Public Health Foundation (PHF) TrainingFinder Real-time Affiliate Integrated Network (TRAIN) is a learning management system with a centralized, searchable database of courses relevant to public health, safety, and emergency preparedness. It is the nation's most comprehensive catalog of distance learning for public health professionals.

TRAIN Georgia is provided by the Georgia Department of Public Health and is managed by the Georgia Office of EMS and Trauma.

 Click HERE to download a document that details how to sign up for your TRAIN Georgia account.

Want to become a TRAIN Georgia Course Provider Organization and publish courses on TRAIN Georgia? Click HERE.

Find TRAIN courses approved by the Georgia Office of EMS and Trauma +

Course Provider Tutorials Provided by the Public Health Foundation +

Tools for Creating Online Learning +

Page last updated 12/1/2022

<https://www.train.org/georgia>

Cancel

Save

Your Profile

Your profile contains all your system settings and attributes. Please note that some fields are required, until you complete all required settings some site functionality may be limited. For your convenience each section in the profile will indicate if it is incomplete.

| |
|-------------------------------|
| Manage Groups |
| Account |
| Contact |
| Address |
| Organization |
| Professional License Number |
| Georgia OEMS ID Number |
| NREMT Certification Number |
| Professional Role |
| Work Settings |
| Demographic Information |
| CPE Information |

Georgia OEMS ID Number

Please enter your Georgia OEMS ID Number:

If you are a licensed Georgia medic (EMT, EMT-Intermediate, Advanced EMT, Cardiac Technician, Paramedic), this is your Georgia medic license number (e.g., P000000). **IT MUST HAVE A LEADING CAPITAL LETTER AND HAVE 6 NUMBERS FOLLOWING.**

If you are not a Georgia medic, but you are a Georgia licensed EMS Instructor or Instructor/Coordinator, this is your Instructor license number (e.g., I/C-A-0000).

If you are not a medic or an instructor but you are a Georgia EMS student, this is the student number generated by the Office of EMS.

If you do not have any of these numbers yet, just put "Pending" and you can change it once you get your license number.

To confirm your license number (or student number), please lookup your number [here](#) (look for "Current License Number"):

Georgia OEMS ID Number

P003226

TRAIN Georgia Classes

TRAIN Georgia



[HOME](#) [COURSE CATALOG](#) [YOUR LEARNING](#) [CALENDAR](#) [RESOURCES](#) [DISCUSSIONS](#) [ADMIN](#) [HELP](#)



Georgia EMS CE Training

| Topic Areas | Total Hours Available |
|------------------------------|-----------------------|
| General | 20 |
| Trauma | 4.25 |
| Medical | 2.5 |
| Operations | 4 |
| Cardiac/Stroke | 15.25 |
| Pediatric | 16 |
| Airway | 1.25 |
| Instructor | 3.75 |
| Approved for PLS (TVP, ECMO) | 3.75 |

Capnography Education (Required for all AEMTs)

TRAIN Georgia



[HOME](#) [COURSE CATALOG](#) [CALENDAR](#) [RESOURCES](#) [HELP](#)



An Explanation of EtCO₂ Monitoring and Clinical Application

[< Back](#)

To access this content, you first need to [create an account](#). If you already have an account, [please login](#).



Web-based Training - Self-study

ID 1110203

Skill level: Introductory

1h

Publish date Apr 17, 2023 12:00 AM EDT

★★★★☆ (827)

End Tidal CO₂ monitoring and application in the prehospital setting.

Presented by Caleb Curtis.

Approved for 1.0 EMS Aiway CE.

Other Classes

Hot Topics

[GA EMS CE Training](#)

[Statewide Meetings](#)



[Immunizations](#)

TikTok Challenges Gone Wrong

[< Back](#)



Web-based Training - Self-study ID 1106968 Skill level: Introductory 1h
Publish date Nov 8, 2022 12:00 AM EST Expiration Date Dec 31, 2024 11:59 PM EST

★★★★☆ (134)

When TikTok Challenges go wrong, Trauma happens... Hosted by Region 5 RTAC and The Q Word Podcast.

[+ Register](#) [Save For Later](#)

Challenges in Pediatric Trauma

[< Back](#)



✓ Verified Web-based Training - Self-study ID 1108893 Skill level: Introductory 2h
Publish date Feb 28, 2023 12:00 AM EST

★★★★☆ (111)

Challenges with Pediatric Trauma Patients.

Presented by Jon Johnson and sponsored by Georgia Region 5 RTAC.

Approved for 2.0 Pediatric CE.

[+ Register](#) [Save For Later](#)

STEMI by 12-Lead

[< Back](#)



Web-based Training - Self-study ID 1109084 Skill level: Introductory 1h
Publish date Mar 7, 2023 12:00 AM EST

★★★★☆ (130)

STEMI recognition by 12-Lead EKG.

Presented by Jason Grady.

Approved for 1.0 Cardiac EMS CE.

Common Mistakes EMS Makes Trying to Get Quality Documentation

[< Back](#)



Web-based Training - Self-study ID 1107252 Skill level: Introductory 0.5h
Publish date Nov 28, 2022 12:00 AM EST

★★★★☆ (84)

EMS services struggle to convince crews to document well but it doesn't have to be hard. Yes, we need compliant documentation and payment for trips. But crews don't need to write more; they need to capture the right information. Attend this lively session to learn the common missteps of documentation and tips to help crews easily stay on the "right" track. These improvements can lead to improved reimbursement for our organizations which can help support EMS and sustain our crews.

Presented by Maggie Adams and The EMS Leadership Academy

[+ Register](#) [Save For Later](#)


Upcoming Meetings/Trainings

Upcoming Meetings

- EMS Education Consortium – March 19th at 10:00 AM
 - Virtual & In Person
 - Central GA Technical College, H Bldg. Auditorium - Macon
 - Meets the 3rd Tuesday of the 3rd month of each quarter
- EMSMDAC Quarterly Meeting – April 16th at 10:00am
 - Virtual & In Person, OEMST, 1680 Phoenix Blvd, Atlanta, GA
 - Meets the 3rd Tuesday of the 1st month of each quarter
- EMSAC Quarterly Meeting – June 4th, at 10:00am
 - Virtual & In Person, OEMST, 1680 Phoenix Blvd, Atlanta, GA
 - One time Date Change!!

<https://dph.georgia.gov/EMS/public-notice-regional-and-statewide-meetings>

Questions? And Open Discussion



Thank you for all that you do!

- Be Safe

*May you be proud
of the work you do,
the person you are,
and the difference
you make.*

Thank You!