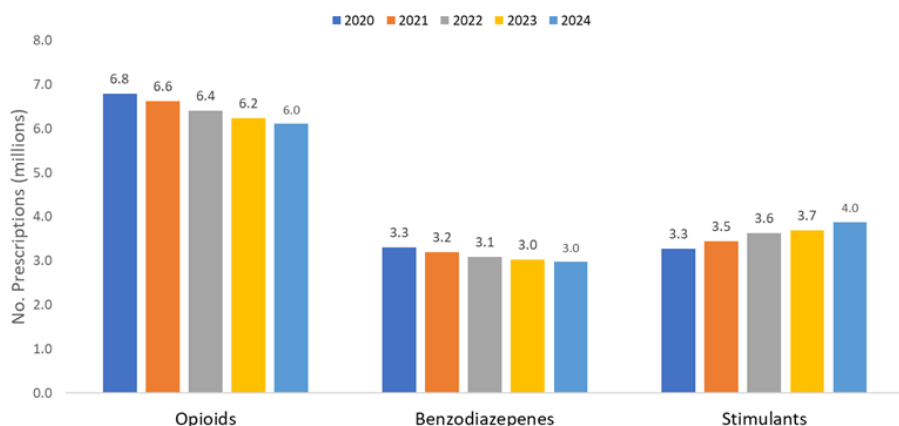


Georgia Prescription Drug Monitoring Program (PDMP) Quarterly Report—2025 Q1

What is the PDMP? The PDMP is an electronic database used to collect, monitor, and analyze prescribing and dispensing data about controlled substances (such as opioids, benzodiazepines and stimulants) in Georgia. The PDMP collects details of every Schedule II – V prescription drug order dispensed in Georgia. The purpose of this report is to describe opioid prescribing patterns in Georgia on a monthly basis. For more information on the PDMP and the indicators included in this report, please refer to pages 2-7 of the most recent PDMP annual report [here](#).

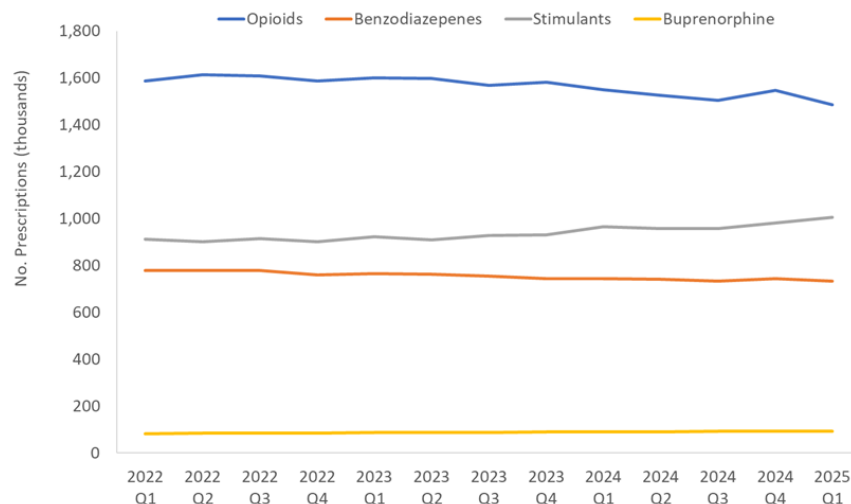
Q1: January-March, Q2: April-June, Q3: July-September, Q4: October-December

Prescriptions by Drug Type & Year, Georgia, 2020-2024



From 2023 to 2024, the number of opioid prescriptions decreased by 2%, benzodiazepine prescriptions by 1%, and stimulant prescriptions increased by 5%.

Prescriptions by Drug Type & Month, Georgia, 2022 Q1-2025 Q1



Prescription Drug Monitoring Program Indicators, Georgia, 2022 Q1 - 2025 Q1

Indicator description	2022 Q1	2022 Q2	2022 Q3	2022 Q4	2023 Q1	2023 Q2	2023 Q3	2023 Q4	2024 Q1	2024 Q2	2024 Q3	2024 Q4	2025 Q1
No. Opioids prescriptions	1,587,789	1,614,684	1,608,328	1,586,788	1,599,123	1,597,564	1,568,843	1,580,936	1,549,162	1,526,011	1,503,496	1,545,816	1,484,786
No. Benzodiazepine prescriptions	778,751	777,949	777,136	759,244	764,819	762,485	753,173	744,539	744,644	741,961	734,353	744,941	732,173
No. Stimulant prescriptions	912,170	901,323	915,263	900,588	921,900	909,486	927,407	930,618	964,254	957,599	956,411	982,190	1,004,378
No. Buprenorphine prescriptions	81,345	83,938	85,440	85,293	86,417	88,497	88,590	88,982	89,425	91,009	91,939	93,963	93,040
No. opioid patients	782,344	785,562	782,346	786,188	772,134	764,708	754,248	767,046	749,190	744,893	734,453	756,804	736,198
No. registered users	72,467	73,689	75,399	76,888	77,862	78,980	80,721	81,770	82,645	83,872	85,058	85,972	86,632
No. of patient inquiries	3,304,064	3,402,679	3,620,724	3,696,269	3,304,261	3,402,812	3,620,724	3,696,269	3,824,186	3,788,069	3,843,423	3,948,186	4,019,724

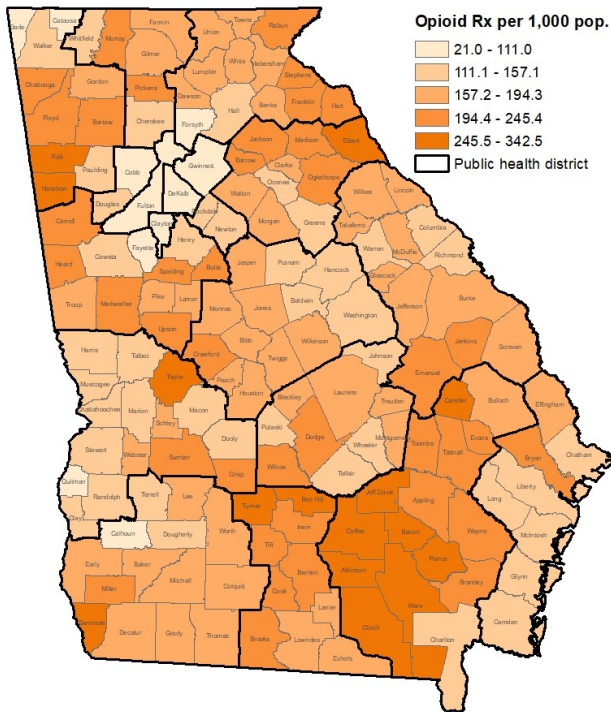
*Indicates the total number of active registered users on the last day of each month

For additional drug surveillance reports please visit the [Georgia DPH Drug Surveillance Unit website](#).

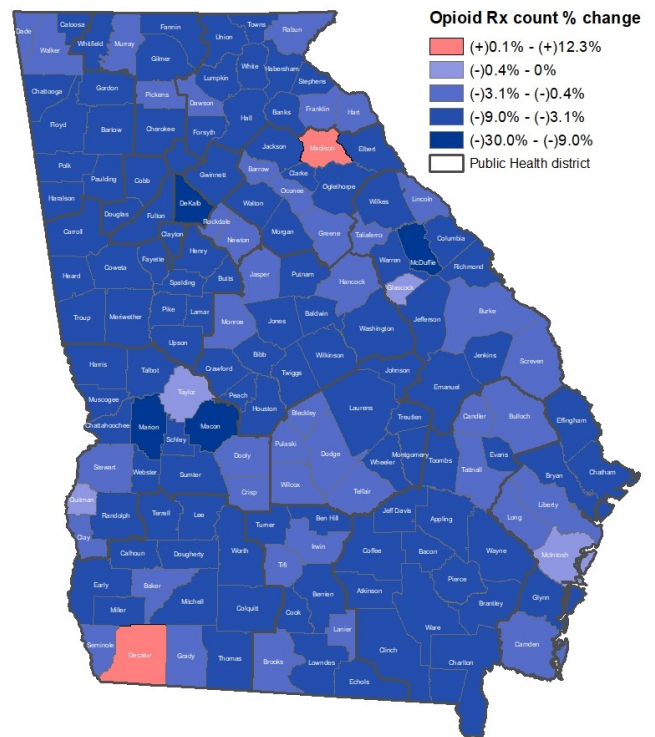


Georgia Prescription Drug Monitoring Program (PDMP) Quarterly Report—2025 Q1

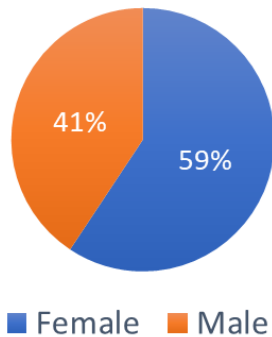
Age-Adjusted Opioid Prescription Rate by County, Georgia - 2025 Q1



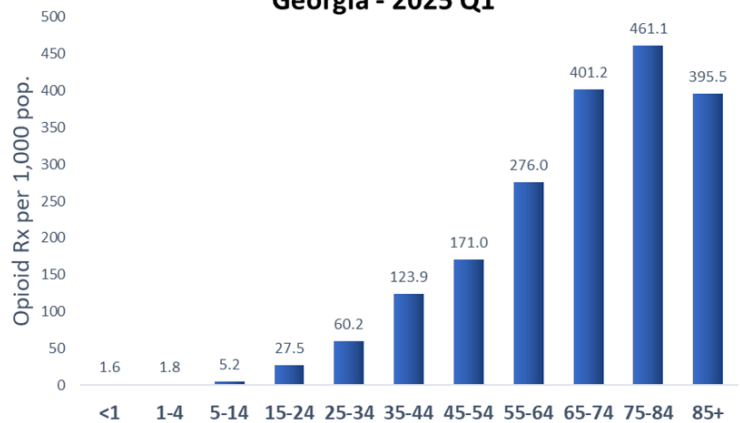
Percent Change in Opioid Prescription Count by County, Georgia, 2025 Q1 vs 2024 Q1



Opioid Prescriptions by Sex, Georgia - 2025 Q1



Opioid Prescription Rate by Age, Georgia - 2025 Q1



For additional drug surveillance reports please visit the [Georgia DPH Drug Surveillance Unit website](#).