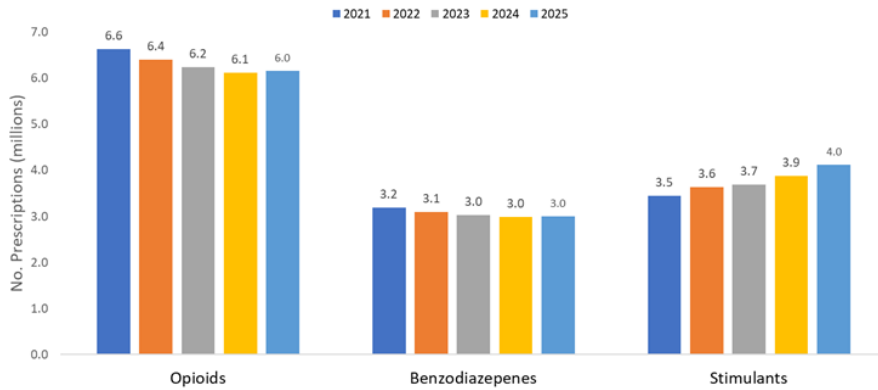


# Georgia Prescription Drug Monitoring Program (PDMP) Quarterly Report—2025 Q4

**What is the PDMP?** The PDMP is an electronic database used to collect, monitor, and analyze prescribing and dispensing data about controlled substances (such as opioids, benzodiazepines and stimulants) in Georgia. The PDMP collects details of every Schedule II – V prescription drug order dispensed in Georgia. The purpose of this report is to describe opioid prescribing patterns in Georgia on a monthly basis. For more information on the PDMP and the indicators included in this report, please refer to pages 2-7 of the most recent PDMP annual report [here](#).

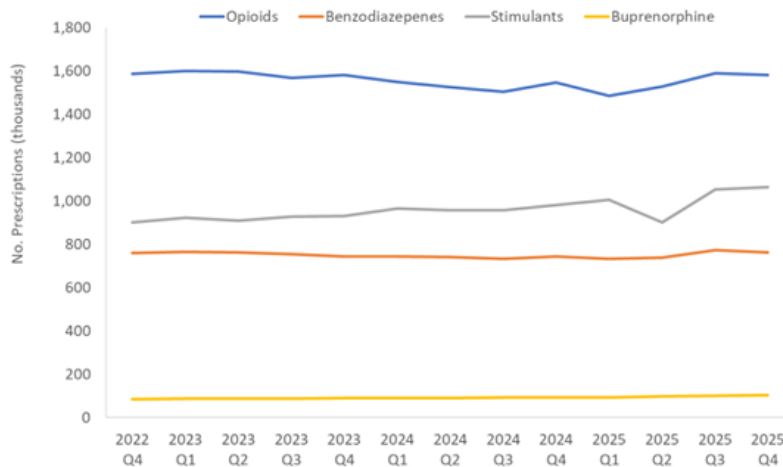
Q1: January-March, Q2: April-June, Q3: July-September, Q4: October-December

**Prescriptions by Drug Type & Year, Georgia, 2021-2025**



From 2023 to 2024, the number of opioid prescriptions decreased by 2%, benzodiazepine prescriptions by 1%, and stimulant prescriptions increased by 5%.

**Prescriptions by Drug Type & Month, Georgia, 2022 Q4 - 2025 Q4**



**Prescription Drug Monitoring Program Indicators, Georgia, 2022 Q4 - 2025 Q4**

Indicator description	2022 Q4	2023 Q1	2023 Q2	2023 Q3	2023 Q4	2024 Q1	2024 Q2	2024 Q3	2024 Q4	2025 Q1	2025 Q2	2025 Q3	2025 Q4
No. Opioid prescriptions	1,586,788	1,599,123	1,597,564	1,568,843	1,580,936	1,549,162	1,526,011	1,503,496	1,545,816	1,484,786	1,528,329	1,589,949	1,582,582
No. Benzodiazepene prescriptions	759,244	764,819	762,485	753,173	744,539	744,644	741,961	734,353	744,941	732,173	737,113	772,347	761,669
No. Stimulant prescriptions	900,588	921,900	909,486	927,407	930,618	964,254	957,599	956,411	982,190	1,004,378	901,329	1,054,587	1,064,273
No. Buprenorphine prescriptions	85,293	86,417	88,497	88,590	88,982	89,425	91,009	91,939	93,963	93,040	96,758	101,706	104,440
No. opioid patients	786,188	772,134	764,708	754,248	767,046	749,190	744,893	734,453	756,804	736,198	734,792	734,062	741,630
No. registered users	76,888	77,862	78,980	80,721	81,770	82,645	83,872	85,058	85,972	86,632	89,191	91,874	91,569
No. of patient inquiries	3,696,269	3,304,261	3,402,812	3,620,724	3,696,269	3,824,186	3,788,069	3,843,423	3,948,186	4,019,724	4,116,091	4,542,037	4,144,783

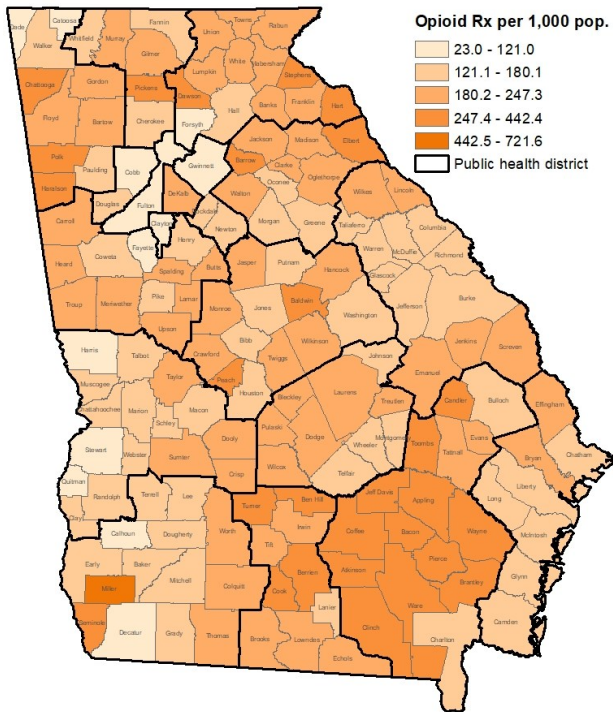
\*Indicates the total number of active registered users on the last day of each month

For additional drug surveillance reports please visit the [Georgia DPH Drug Surveillance Unit website](#).

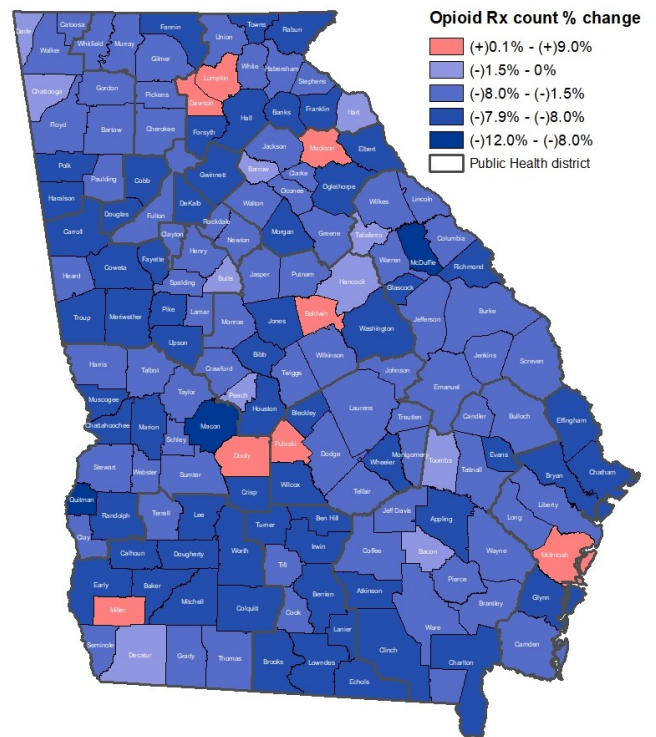


# Georgia Prescription Drug Monitoring Program (PDMP) Quarterly Report—2025 Q4

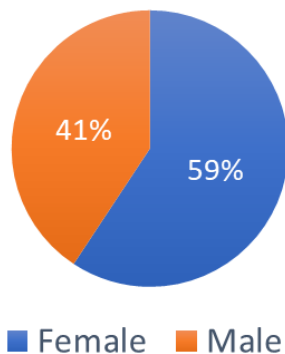
Age-Adjusted Opioid Prescription Rate by County, Georgia - 2025 Q4



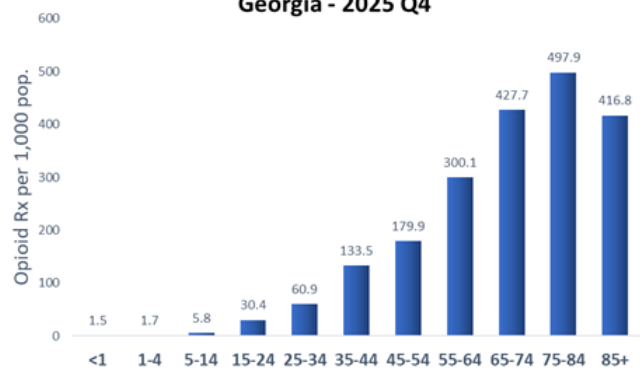
Percent Change in Opioid Prescription Count by County, Georgia, 2025 Q4 vs 2024 Q4



Opioid Prescriptions by Sex, Georgia - 2025 Q4



Opioid Prescription Rate by Age, Georgia - 2025 Q4



For additional drug surveillance reports please visit the [Georgia DPH Drug Surveillance Unit website](#).