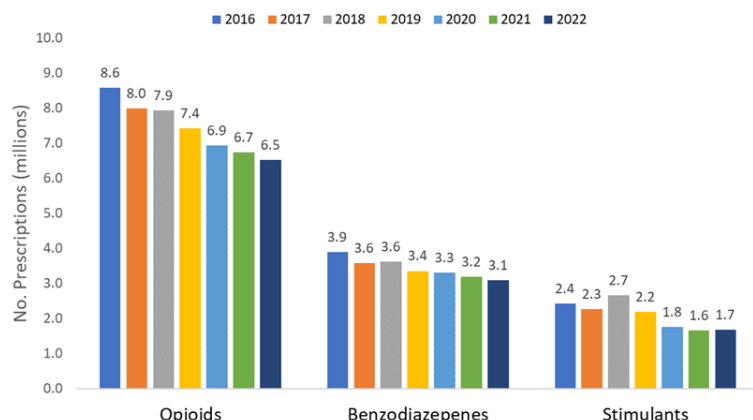


Georgia Prescription Drug Monitoring Program (PDMP) Monthly Report—April 2023

What is the PDMP? The PDMP is an electronic database used to collect, monitor, and analyze prescribing and dispensing data about controlled substances (such as opioids, benzodiazepines and stimulants) in Georgia. The PDMP collects details of every Schedule II – V prescription drug order dispensed in Georgia. The purpose of this report is to describe opioid prescribing patterns in Georgia on a monthly basis. For more information on the PDMP and the indicators included in this report, please refer to pages 2-7 of the most recent PDMP annual report [here](#).

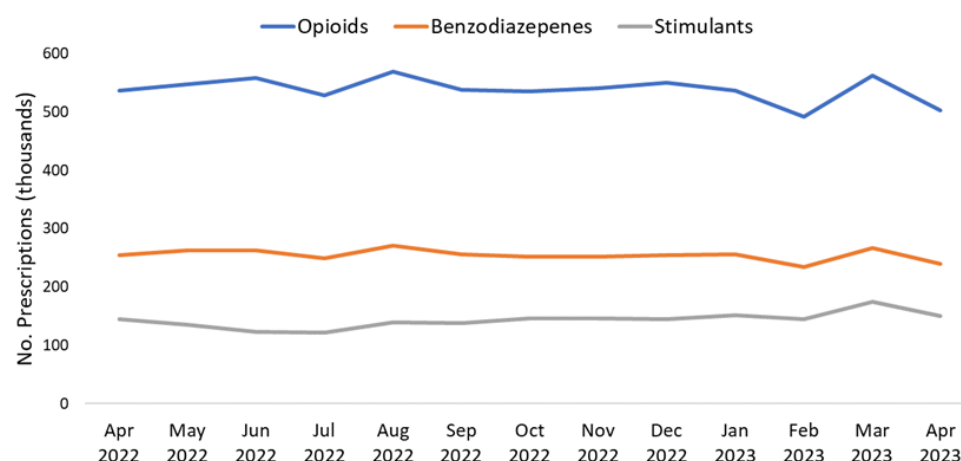
Disclaimer: The data in this report increased when compared to the previous reports due to changes in the reporting process. PDMP surveillance reports prior to January 2022 should not be compared with reports after January 2022.

Prescriptions by Drug Type & Year, Georgia, 2016-2022



From 2021 to 2022, the number of opioid prescriptions decreased by 3%, benzodiazepine prescriptions by 3%, and stimulant prescriptions increased by 1%.

Prescriptions by Drug Type & Month, Georgia, 2022-2023



Prescription Drug Monitoring Program Indicators, Georgia, April 2022 - April 2023

Indicator description	Apr 2022	May 2022	Jun 2022	Jul 2022	Aug 2022	Sep 2022	Oct 2022	Nov 2022	Dec 2022	Jan 2023	Feb 2023	Mar 2023	Apr 2023
No. opioid prescriptions	536,264	547,802	557,413	528,189	568,227	537,452	535,341	540,303	549,466	536,450	491,347	561,504	503,028
No. benzodiazepine prescriptions	254,308	263,043	263,143	249,772	270,270	255,309	251,952	251,782	254,260	255,827	233,563	267,255	239,445
No. stimulant prescriptions	144,513	134,952	123,780	121,883	139,525	138,198	145,986	146,526	144,903	151,255	145,463	173,925	150,298
No. opioid patients	429,954	436,213	441,701	424,545	446,551	428,380	430,432	432,349	437,313	429,199	402,079	440,533	409,604
No. registered users*	73,118	73,432	74,004	74,598	75,281	75,688	76,229	76,614	77,144	77,441	77,720	78,072	78,385
No. of patient inquiries	965,796	995,516	1,022,011	973,065	1,104,444	1,026,253	1,005,785	1,005,074	1,000,191	1,072,876	1,008,776	1,222,412	1,084,898

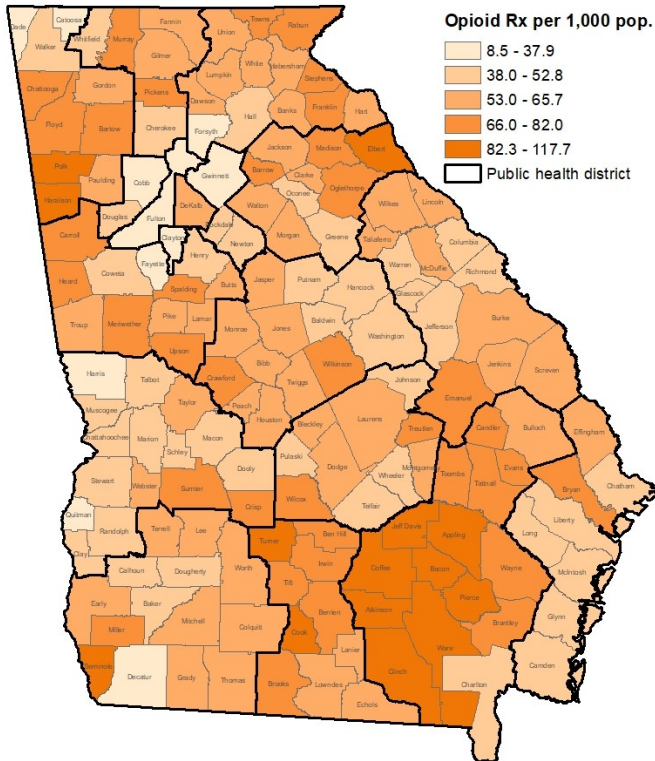
*Indicates the total number of active registered users on the last day of each month

For additional drug surveillance reports please visit the [Georgia DPH Drug Surveillance Unit website](#).

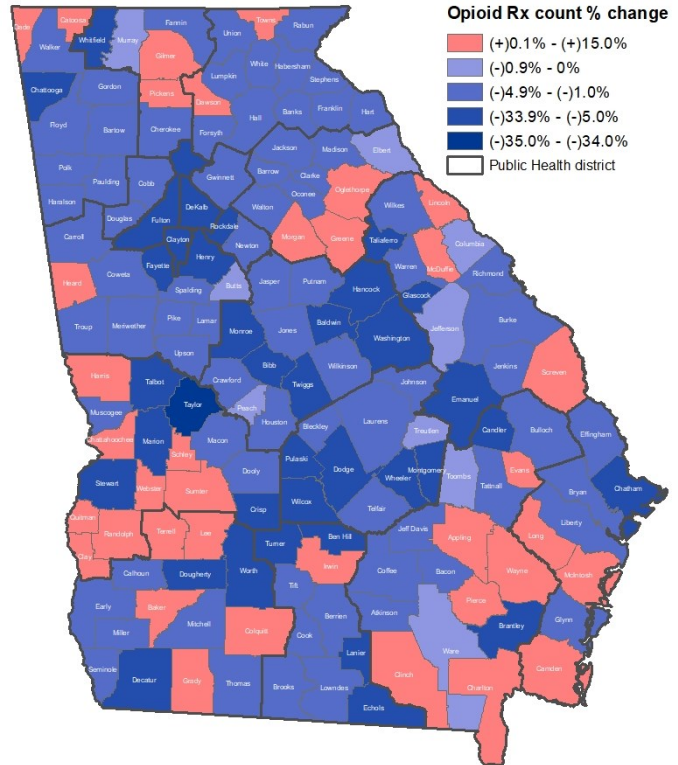


Georgia Prescription Drug Monitoring Program (PDMP) Monthly Report—April 2023

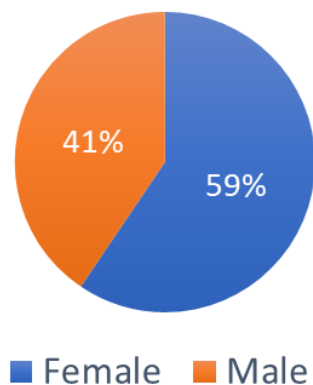
Age-Adjusted Opioid Prescription Rate by County, Georgia - April 2023



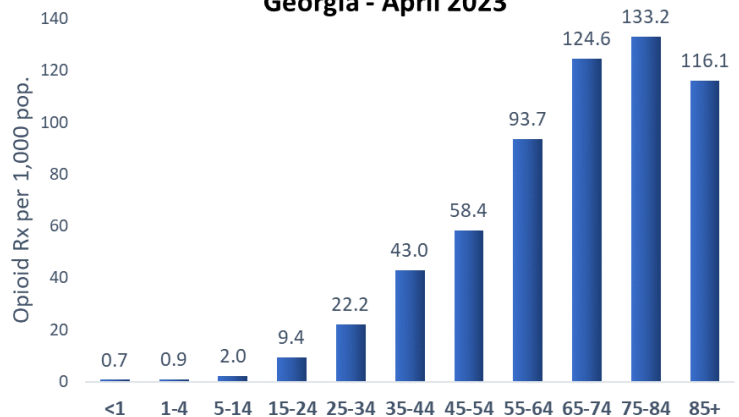
Percent Change in Opioid Prescription Count by County, Georgia, Feb - Apr 2023 vs Feb - Apr 2022



Opioid Prescriptions by Sex, Georgia - April 2023



Opioid Prescription Rate by Age, Georgia - April 2023



For additional drug surveillance reports please visit the [Georgia DPH Drug Surveillance Unit website](https://www.dph.ga.gov/DrugSurveillance).