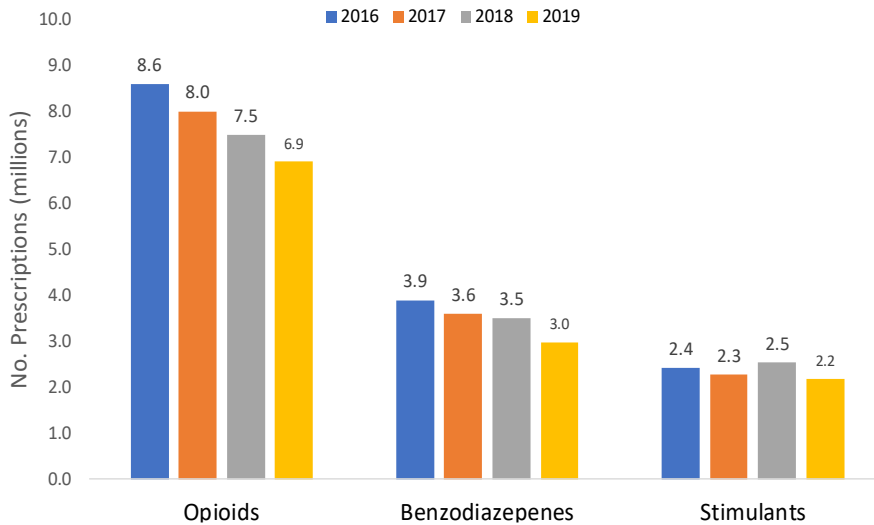


Georgia Prescription Drug Monitoring Program (PDMP) Monthly Report—August 2020

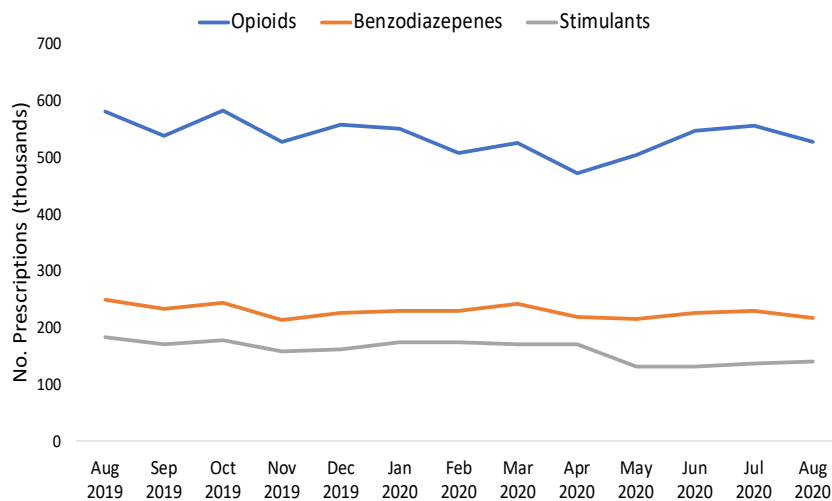
What is the PDMP? The PDMP is an electronic database used to collect, monitor, and analyze prescribing and dispensing data about controlled substances (such as opioids, benzodiazepines and stimulants) in Georgia. The PDMP collects details of every Schedule II – V prescription drug order dispensed in Georgia. The purpose of this report is to describe opioid prescribing patterns in Georgia on a monthly basis. For more information on the PDMP and the indicators included in this report, please refer to pages 2-7 of the most recent annual report [here](#).

Prescriptions by Drug Type & Year, Georgia, 2016-2019



From 2018 to 2019, the number of opioid prescriptions decreased by 8% and benzodiazepine prescriptions also decreased by 14%. Stimulant prescriptions decreased by 14%.

Prescriptions by Drug Type & Month, Georgia, 2019-2020



Prescription Drug Monitoring Program Indicators, Georgia, August 2019 - August 2020

Indicator description	Aug 2019	Sep 2019	Oct 2019	Nov 2019	Dec 2019	Jan 2020	Feb 2020	Mar 2020	Apr 2020	May 2020	Jun 2020	Jul 2020	Aug 2020
No. opioid prescriptions	581,839	538,776	582,445	528,098	558,353	551,335	507,471	526,648	471,759	504,435	547,170	556,515	526,731
No. benzodiazepine prescriptions	249,429	232,344	243,965	213,747	225,490	230,331	214,003	241,668	218,057	214,423	225,451	228,669	217,334
No. stimulant prescriptions	183,180	170,808	178,383	158,316	160,868	175,091	163,385	169,995	145,804	130,556	132,086	136,834	140,988
No. opioid patients	453,424	430,542	452,073	423,489	437,800	431,979	410,044	413,357	370,632	402,245	432,464	435,096	420,690
No. registered users*	58,889	59,746	60,204	61,224	61,773	62,161	62,635	62,960	63,085	63,605	64,117	64,784	65,429
No. of patient inquiries	817,645	767,423	838,197	729,851	776,065	836,588	751,951	720,370	785,500	805,704	944,492	993,708	996,671

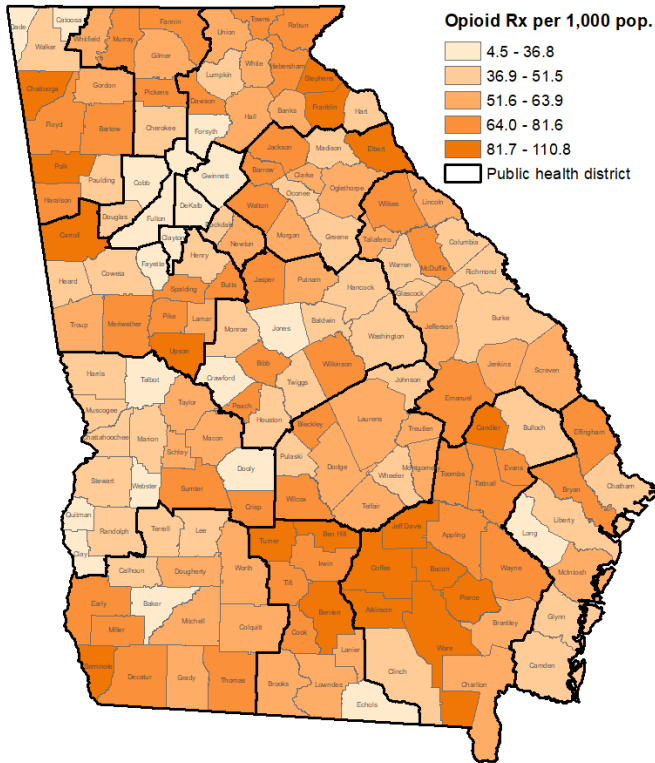
*Indicates the total number of active registered users on the last day of each month

For additional drug surveillance reports please visit the [Georgia DPH Drug Surveillance Unit website](#)

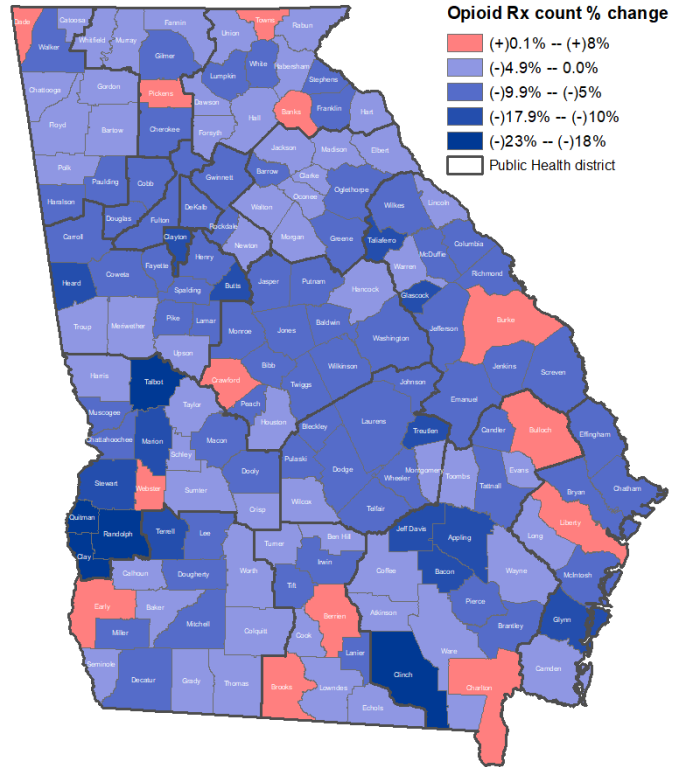


Georgia Prescription Drug Monitoring Program (PDMP) Monthly Report—August 2020

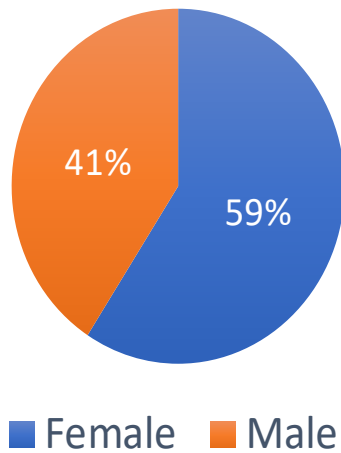
Age-Adjusted Opioid Prescription Rate by County, Georgia - August 2020



Percent Change in Opioid Prescription Count by County, Georgia, June - August 2020 vs June - August 2019



Opioid Prescriptions by Sex, Georgia - August 2020



Opioid Prescription Rate by Age, Georgia - August 2020

