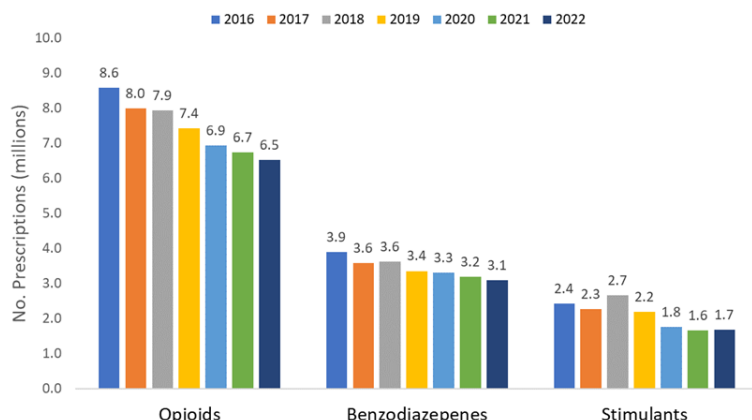


Georgia Prescription Drug Monitoring Program (PDMP) Monthly Report—August 2023

What is the PDMP? The PDMP is an electronic database used to collect, monitor, and analyze prescribing and dispensing data about controlled substances (such as opioids, benzodiazepines and stimulants) in Georgia. The PDMP collects details of every Schedule II – V prescription drug order dispensed in Georgia. The purpose of this report is to describe opioid prescribing patterns in Georgia on a monthly basis. For more information on the PDMP and the indicators included in this report, please refer to pages 2-7 of the most recent PDMP annual report [here](#).

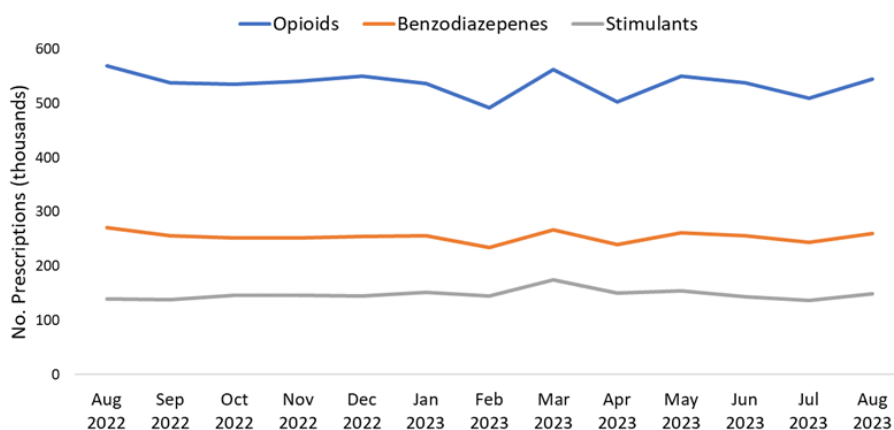
Disclaimer: The data in this report increased when compared to the previous reports due to changes in the reporting process. PDMP surveillance reports prior to January 2022 should not be compared with reports after January 2022.

Prescriptions by Drug Type & Year, Georgia, 2016-2022



From 2021 to 2022, the number of opioid prescriptions decreased by 3%, benzodiazepine prescriptions by 3%, and stimulant prescriptions increased by 1%.

Prescriptions by Drug Type & Month, Georgia, 2022-2023



Prescription Drug Monitoring Program Indicators, Georgia, August 2022 - August 2023

Indicator description	Aug 2022	Sep 2022	Oct 2022	Nov 2022	Dec 2022	Jan 2023	Feb 2023	Mar 2023	Apr 2023	May 2023	Jun 2023	Jul 2023	Aug 2023
No. opioid prescriptions	568,227	537,452	535,341	540,303	549,466	536,450	491,347	561,504	503,028	549,544	537,809	509,427	544,892
No. benzodiazepine prescriptions	270,270	255,309	251,952	251,782	254,260	255,827	233,563	267,255	239,445	261,168	255,769	244,119	259,826
No. stimulant prescriptions	139,525	138,198	145,986	146,526	144,903	151,255	145,463	173,925	150,298	154,863	143,349	136,627	149,492
No. opioid patients	446,551	428,380	430,432	432,349	437,313	429,199	402,079	440,533	409,604	432,418	428,120	409,514	431,139
No. registered users*	75,281	75,688	76,229	76,614	77,144	77,441	77,720	78,072	78,385	78,680	79,174	79,836	80,488
No. of patient inquiries	1,104,444	1,026,253	1,005,785	1,005,074	1,000,191	1,072,876	1,008,776	1,222,412	1,084,898	1,184,922	1,132,859	1,137,419	1,311,384

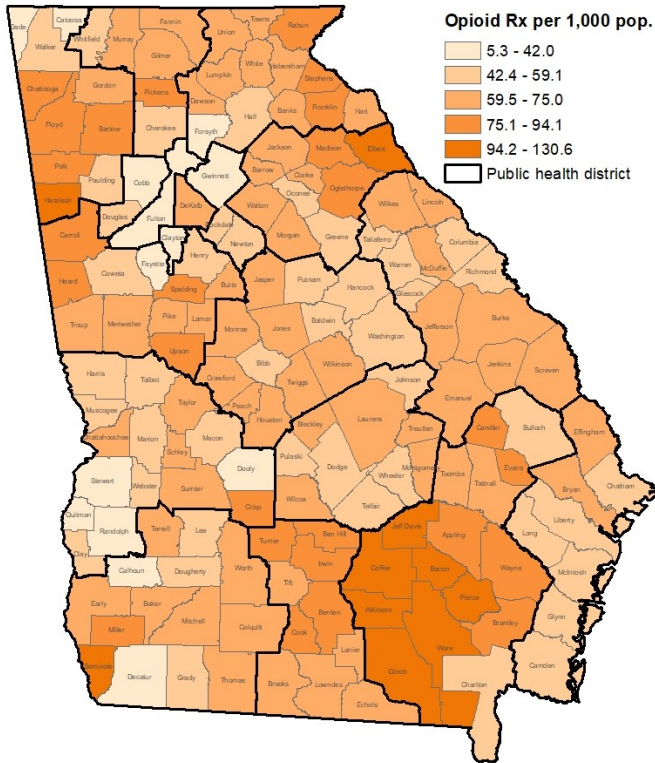
*Indicates the total number of active registered users on the last day of each month

For additional drug surveillance reports please visit the [Georgia DPH Drug Surveillance Unit website](#).

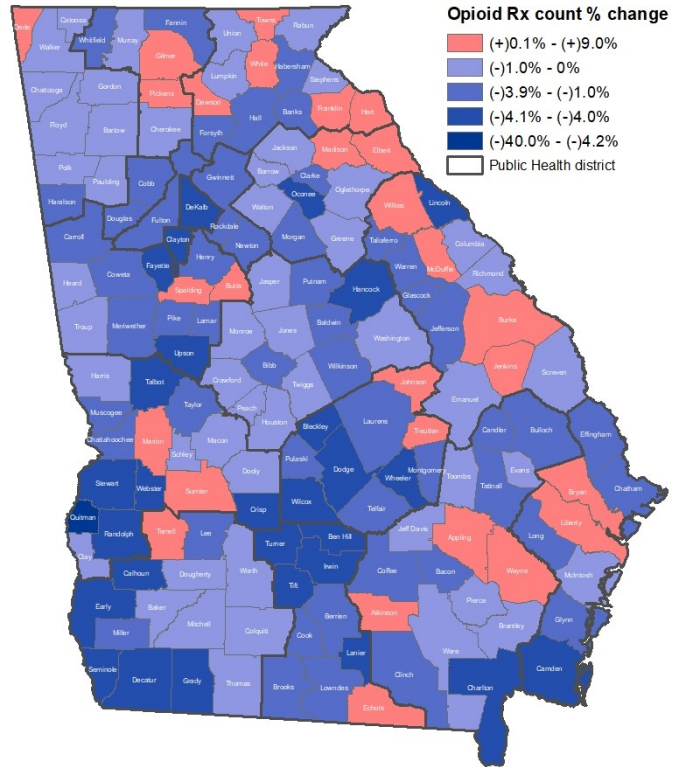


Georgia Prescription Drug Monitoring Program (PDMP) Monthly Report—August 2023

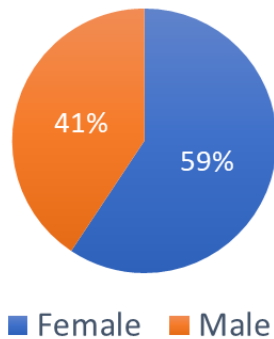
Age-Adjusted Opioid Prescription Rate by County, Georgia - Aug 2023



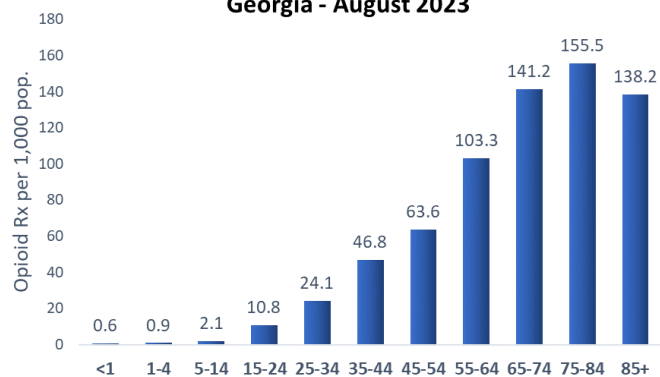
Percent Change in Opioid Prescription Count by County, Georgia, Jun - Aug 2023 vs Jun - Aug 2022



Opioid Prescriptions by Sex, Georgia - August 2023



Opioid Prescription Rate by Age, Georgia - August 2023



For additional drug surveillance reports please visit the [Georgia DPH Drug Surveillance Unit website](https://www.dph.ga.gov/DrugSurveillance).