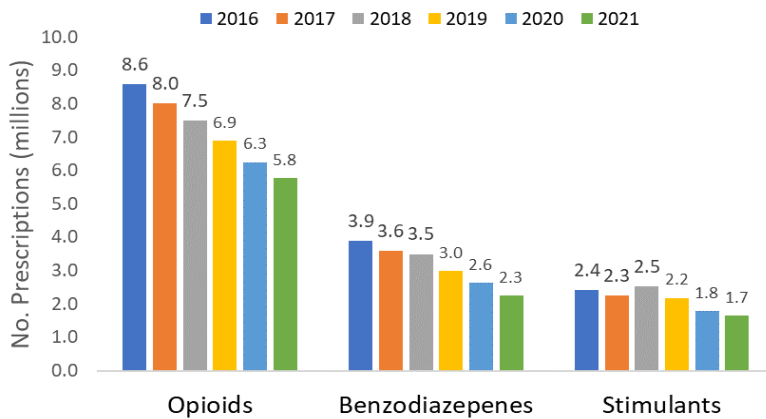


Georgia Prescription Drug Monitoring Program (PDMP) Monthly Report—December 2022

What is the PDMP? The PDMP is an electronic database used to collect, monitor, and analyze prescribing and dispensing data about controlled substances (such as opioids, benzodiazepines and stimulants) in Georgia. The PDMP collects details of every Schedule II – V prescription drug order dispensed in Georgia. The purpose of this report is to describe opioid prescribing patterns in Georgia on a monthly basis. For more information on the PDMP and the indicators included in this report, please refer to pages 2-7 of the most recent PDMP annual report [here](#).

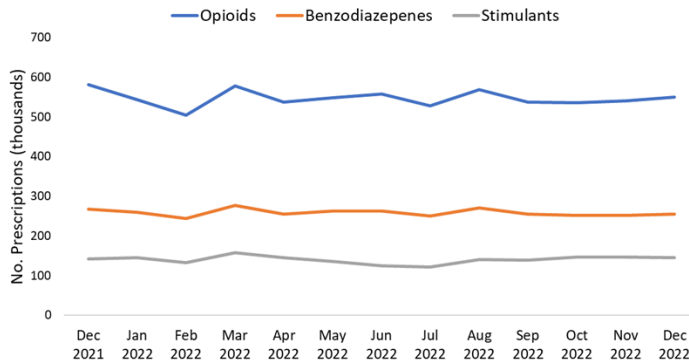
Disclaimer: The data in this report increased when compared to the previous reports due to changes in the reporting process. PDMP surveillance reports prior to January 2022 should not be compared with reports after January 2022.

Prescriptions by Drug Type & Year, Georgia, 2016-2021



From 2020 to 2021, the number of opioid prescriptions decreased by 8%, benzodiazepine prescriptions by 14%, and stimulant prescriptions by 8%.

Prescriptions by Drug Type & Month, Georgia, 2021-2022



Prescription Drug Monitoring Program Indicators, Georgia, December 2021 - December 2022

Indicator description	Dec 2021	Jan 2022	Feb 2022	Mar 2022	Apr 2022	May 2022	Jun 2022	Jul 2022	Aug 2022	Sep 2022	Oct 2022	Nov 2022	Dec 2022
No. opioid prescriptions	581,363	543,650	504,248	577,370	536,264	547,802	557,413	528,189	568,227	537,452	535,341	540,303	549,466
No. benzodiazepine prescriptions	267,680	258,690	243,063	276,708	254,308	263,043	263,143	249,772	270,270	255,309	251,952	251,782	254,260
No. stimulant prescriptions	141,439	144,047	131,643	158,150	144,513	134,952	123,780	121,883	139,525	138,198	145,986	146,526	144,903
No. opioid patients	456,768	435,409	410,944	450,813	429,954	436,213	441,701	424,545	446,551	428,380	430,432	432,349	437,313
No. registered users*	71,815	72,101	72,454	72,787	73,118	73,432	74,004	74,598	75,281	75,688	76,229	76,614	77,144
No. of patient inquiries	973,179	957,436	943,964	1,095,464	965,796	995,516	1,022,011	973,065	1,104,444	1,026,253	1,005,785	1,005,074	1,000,191

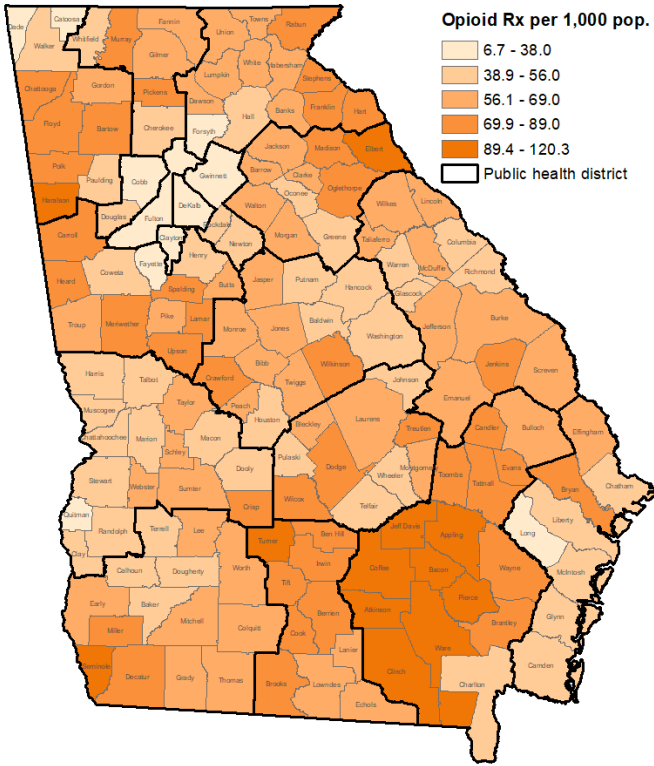
*Indicates the total number of active registered users on the last day of each month

For additional drug surveillance reports please visit the [Georgia DPH Drug Surveillance Unit website](#).

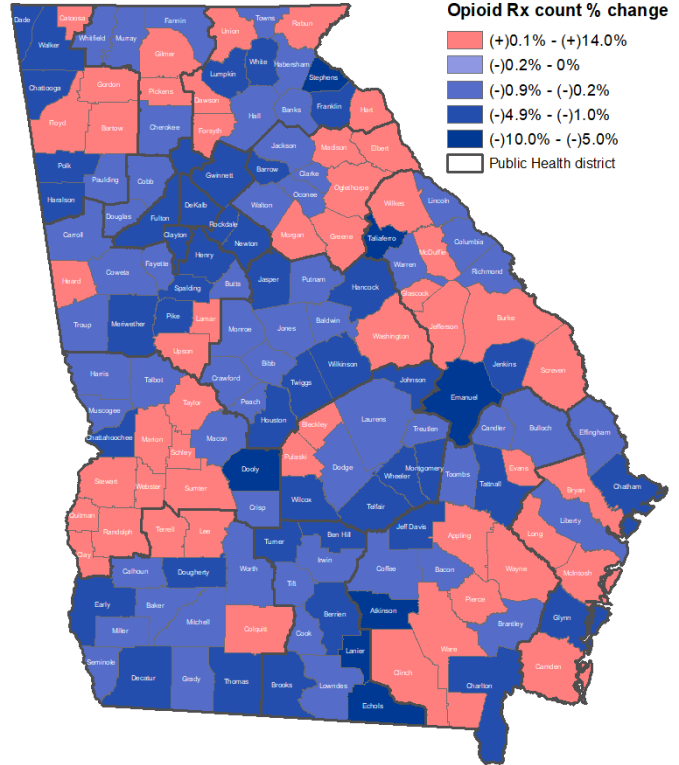


Georgia Prescription Drug Monitoring Program (PDMP) Monthly Report—December 2022

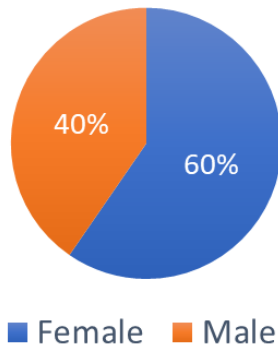
Age-Adjusted Opioid Prescription Rate by County, Georgia - December 2022



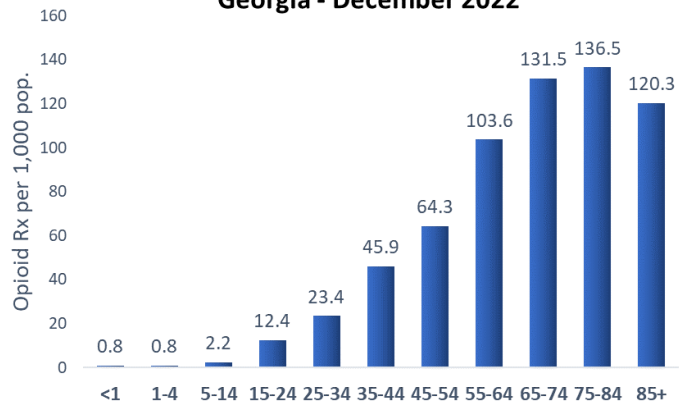
Percent Change in Opioid Prescription Count by County, Georgia, Oct - Dec 2022 vs Oct - Dec 2021



Opioid Prescriptions by Sex, Georgia - December 2022



Opioid Prescription Rate by Age, Georgia - December 2022



For additional drug surveillance reports please visit the [Georgia DPH Drug Surveillance Unit website](#).