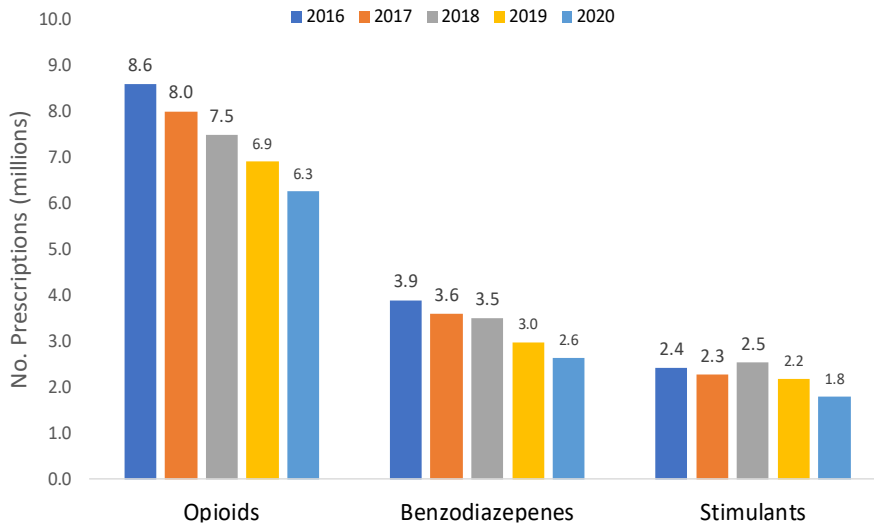


# Georgia Prescription Drug Monitoring Program (PDMP) Monthly Report—February 2021

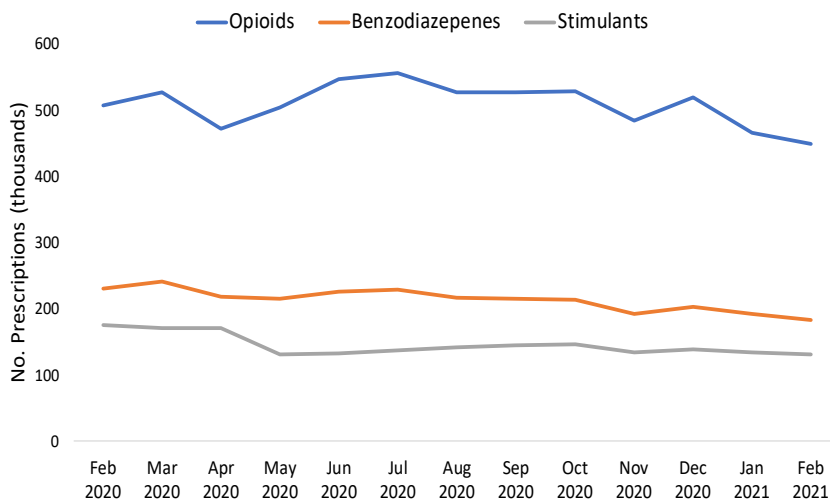
**What is the PDMP?** The PDMP is an electronic database used to collect, monitor, and analyze prescribing and dispensing data about controlled substances (such as opioids, benzodiazepines and stimulants) in Georgia. The PDMP collects details of every Schedule II – V prescription drug order dispensed in Georgia. The purpose of this report is to describe opioid prescribing patterns in Georgia on a monthly basis. For more information on the PDMP and the indicators included in this report, please refer to pages 2-7 of the most recent annual report [here](#).

## Prescriptions by Drug Type & Year, Georgia, 2016-2020



From 2019 to 2020, the number of opioid prescriptions decreased by 9%, benzodiazepine prescriptions by 12%, and stimulant prescriptions by 18%.

## Prescriptions by Drug Type & Month, Georgia, 2020-2021



## Prescription Drug Monitoring Program Indicators, Georgia, February 2020 - February 2021

Indicator description	Feb 2020	Mar 2020	Apr 2020	May 2020	Jun 2020	Jul 2020	Aug 2020	Sep 2020	Oct 2020	Nov 2020	Dec 2020	Jan 2021	Feb 2021
No. opioid prescriptions	507,471	526,648	471,759	504,435	547,170	556,515	526,731	527,316	529,346	484,118	519,023	466,180	448,737
No. benzodiazepine prescriptions	214,003	241,668	218,057	214,423	225,451	228,669	217,334	214,524	213,266	191,920	202,556	192,357	183,665
No. stimulant prescriptions	163,385	169,995	145,804	130,556	132,086	136,834	140,988	144,621	146,366	134,747	139,024	133,632	130,367
No. opioid patients	410,044	413,357	370,632	402,245	432,464	435,096	420,690	418,651	419,211	391,130	404,662	377,025	367,657
No. registered users*	62,635	62,960	63,085	63,605	64,117	64,784	65,429	68,423	68,963	69,350	69,832	70,144	70,441
No. of patient inquiries	751,951	720,370	785,500	805,704	944,492	993,708	996,671	1,013,304	1,016,977	973,176	1,045,773	1,019,244	971,640

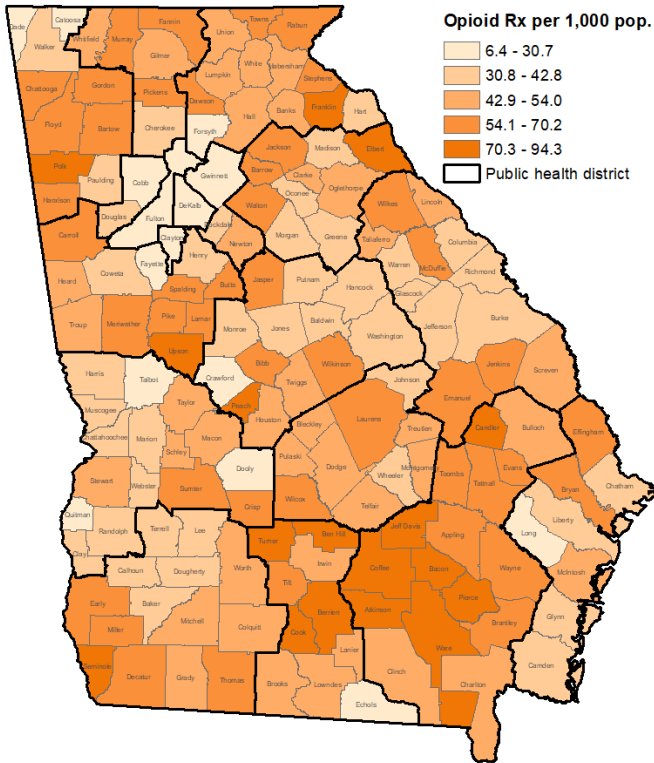
\*Indicates the total number of active registered users on the last day of each month

For additional drug surveillance reports please visit the [Georgia DPH Drug Surveillance Unit website](#)

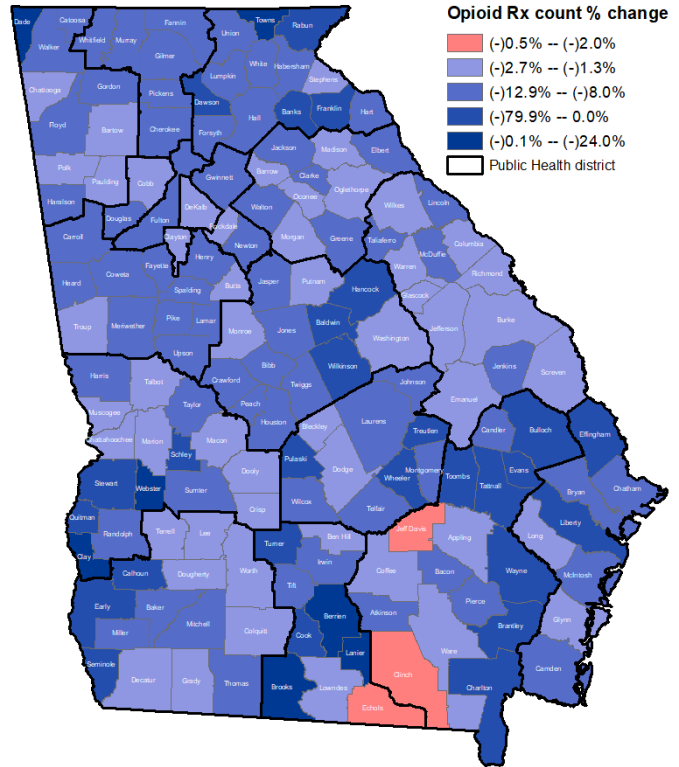


# Georgia Prescription Drug Monitoring Program (PDMP) Monthly Report—February 2021

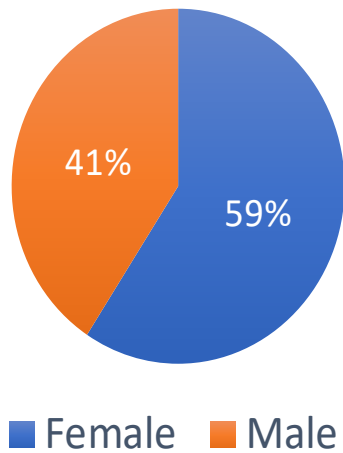
Age-Adjusted Opioid Prescription Rate by County, Georgia - February 2021



Percent Change in Opioid Prescription Count by County, Georgia, Dec - Feb 2021 vs Dec - Feb 2020



Opioid Prescriptions by Sex, Georgia - February 2021



Opioid Prescription Rate by Age, Georgia - February 2021

