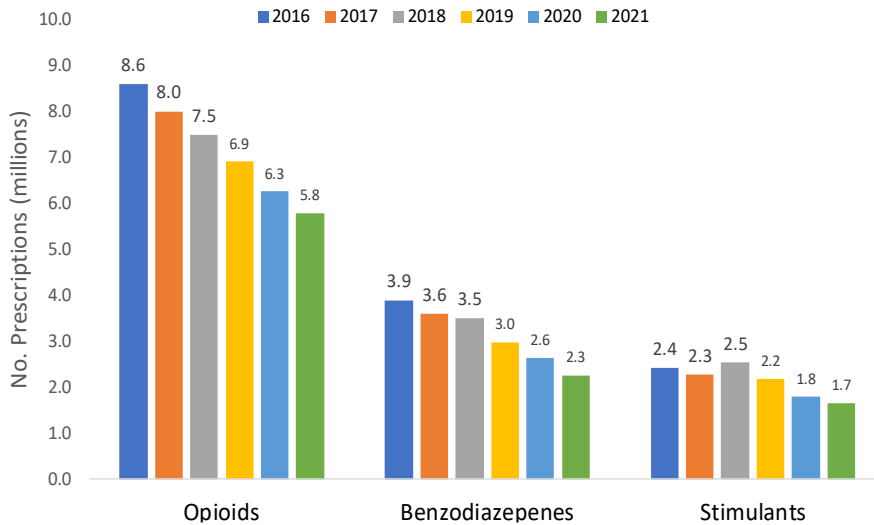


Georgia Prescription Drug Monitoring Program (PDMP) Monthly Report—February 2022

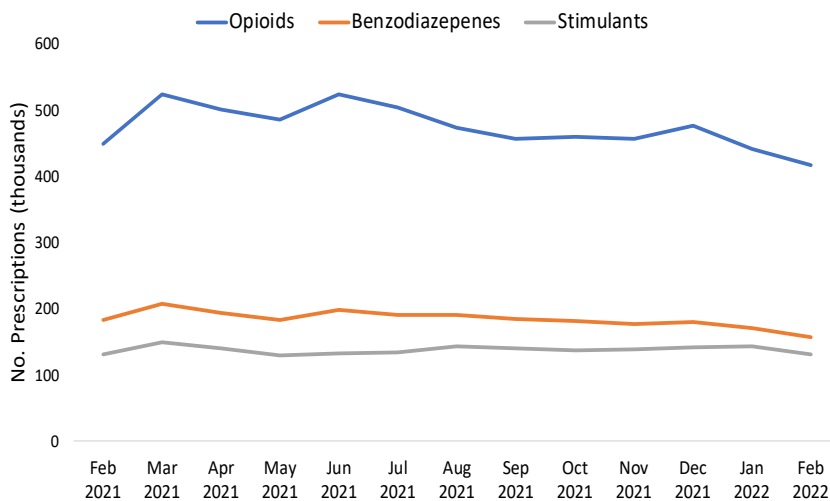
What is the PDMP? The PDMP is an electronic database used to collect, monitor, and analyze prescribing and dispensing data about controlled substances (such as opioids, benzodiazepines and stimulants) in Georgia. The PDMP collects details of every Schedule II – V prescription drug order dispensed in Georgia. The purpose of this report is to describe opioid prescribing patterns in Georgia on a monthly basis. For more information on the PDMP and the indicators included in this report, please refer to pages 2-7 of the most recent annual report [here](#).

Prescriptions by Drug Type & Year, Georgia, 2016-2021



From 2020 to 2021, the number of opioid prescriptions decreased by 8%, benzodiazepine prescriptions by 14%, and stimulant prescriptions by 8%.

Prescriptions by Drug Type & Month, Georgia, 2021-2022



Prescription Drug Monitoring Program Indicators, Georgia, February 2021 - February 2022

Indicator description	Feb 2021	Mar 2021	Apr 2021	May 2021	Jun 2021	Jul 2021	Aug 2021	Sep 2021	Oct 2021	Nov 2021	Dec 2021	Jan 2022	Feb 2022
No. opioid prescriptions	448,737	524,408	501,706	486,454	523,955	503,837	474,410	456,216	459,489	457,540	476,237	441,307	417,232
No. benzodiazepine prescriptions	183,665	206,728	194,078	182,528	197,665	190,693	190,161	185,047	180,937	176,337	179,409	171,049	157,296
No. stimulant prescriptions	130,367	149,862	140,608	129,495	132,385	133,365	143,031	140,282	137,724	138,884	140,998	143,939	130,871
No. opioid patients	367,657	411,941	401,572	397,085	418,356	403,131	382,446	368,527	373,535	371,218	380,802	359,940	346,882
No. registered users*	70,441	70,825	71,214	71,205	71,588	72,249	73,409	73,838	74,252	74,564	74,953	75,227	75,559
No. of patient inquiries	971,640	1,083,748	1,014,852	965,366	1,027,934	998,202	1,032,961	1,006,726	995,580	986,454	972,308	956,484	943,845

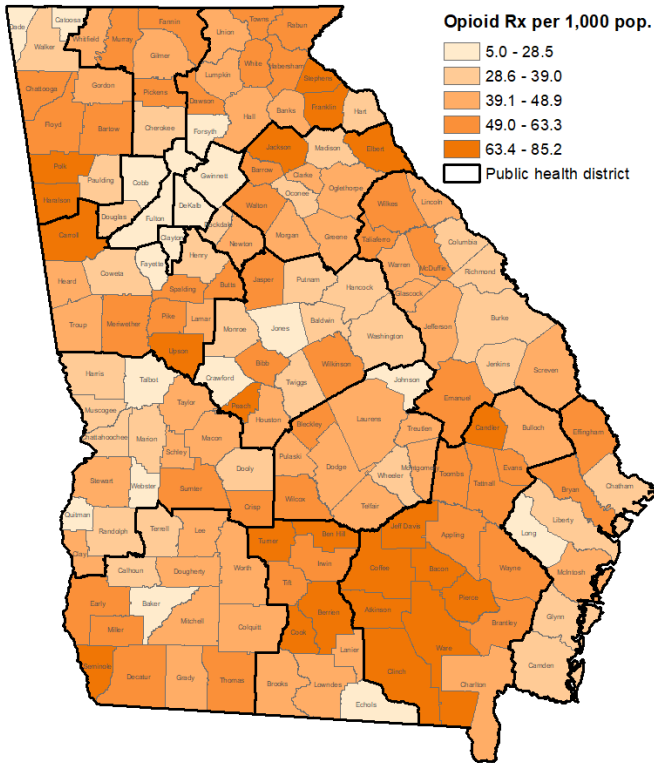
*Indicates the total number of active registered users on the last day of each month

For additional drug surveillance reports please visit the [Georgia DPH Drug Surveillance Unit website](#)

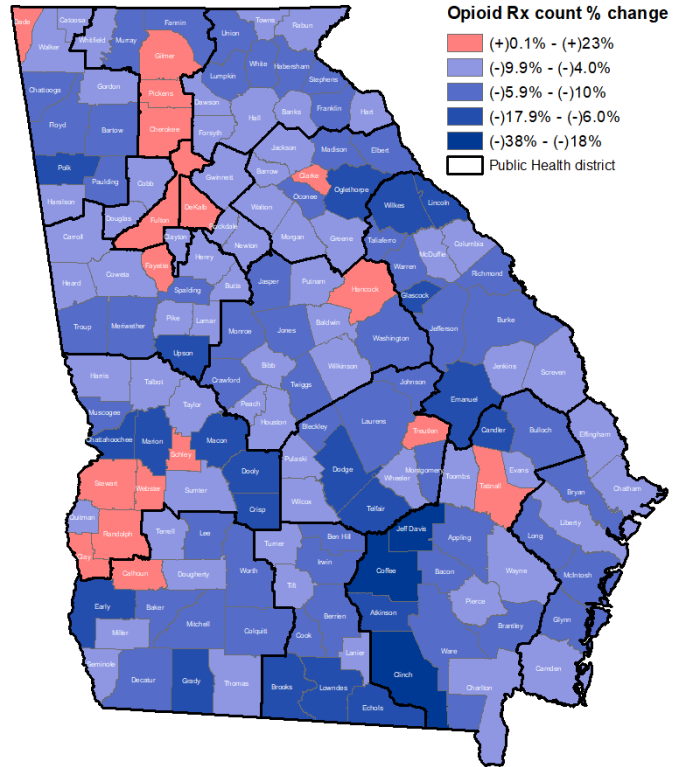


Georgia Prescription Drug Monitoring Program (PDMP) Monthly Report—February 2022

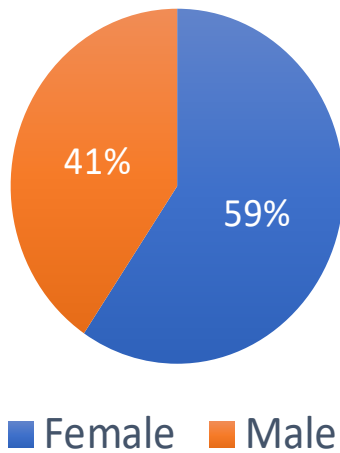
Age-Adjusted Opioid Prescription Rate by County, Georgia - February 2022



Percent Change in Opioid Prescription Count by County, Georgia, Dec - Feb 2022 vs Dec - Feb 2021



Opioid Prescriptions by Sex, Georgia - February 2022



Opioid Prescription Rate by Age, Georgia - February 2022

