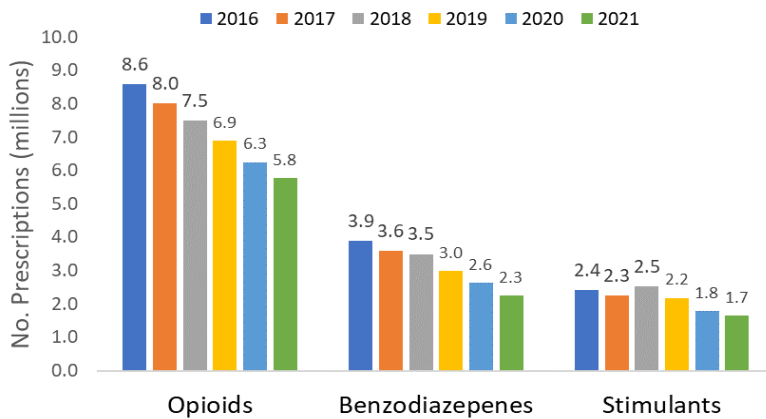


# Georgia Prescription Drug Monitoring Program (PDMP) Monthly Report—February 2022

**What is the PDMP?** The PDMP is an electronic database used to collect, monitor, and analyze prescribing and dispensing data about controlled substances (such as opioids, benzodiazepines and stimulants) in Georgia. The PDMP collects details of every Schedule II – V prescription drug order dispensed in Georgia. The purpose of this report is to describe opioid prescribing patterns in Georgia on a monthly basis. For more information on the PDMP and the indicators included in this report, please refer to pages 2-7 of the most recent PDMP annual report [here](#).

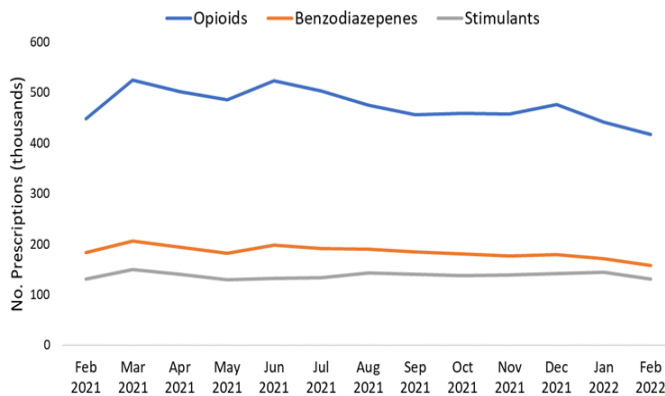
*Disclaimer: The data in this report increased when compared to the previous reports due to changes in the reporting process. PDMP surveillance reports prior to January 2022 should not be compared with reports after January 2022.*

## Prescriptions by Drug Type & Year, Georgia, 2016-2021



From 2020 to 2021, the number of opioid prescriptions decreased by 8%, benzodiazepine prescriptions by 14%, and stimulant prescriptions by 8%.

## Prescriptions by Drug Type & Month, Georgia, 2021-2022



### Prescription Drug Monitoring Program Indicators, Georgia, February 2021 - February 2022

| Indicator description            | Feb 2021 | Mar 2021  | Apr 2021  | May 2021 | Jun 2021  | Jul 2021 | Aug 2021  | Sep 2021  | Oct 2021 | Nov 2021 | Dec 2021 | Jan 2022 | Feb 2022 |
|----------------------------------|----------|-----------|-----------|----------|-----------|----------|-----------|-----------|----------|----------|----------|----------|----------|
| No. opioid prescriptions         | 522,821  | 598,585   | 574,862   | 552,472  | 583,917   | 571,995  | 565,397   | 545,872   | 548,099  | 552,567  | 581,363  | 543,650  | 504,248  |
| No. benzodiazepine prescriptions | 252,471  | 285,830   | 269,555   | 258,200  | 273,371   | 267,338  | 268,957   | 264,224   | 260,279  | 257,680  | 267,680  | 258,690  | 243,063  |
| No. stimulant prescriptions      | 130,519  | 149,932   | 141,131   | 132,469  | 132,559   | 133,821  | 143,228   | 141,371   | 137,785  | 138,878  | 141,439  | 144,047  | 131,643  |
| No. opioid patients              | 422,444  | 463,511   | 453,570   | 443,067  | 459,245   | 449,997  | 448,017   | 433,188   | 437,699  | 440,654  | 456,768  | 435,409  | 410,944  |
| No. registered users*            | 67,311   | 67,753    | 68,144    | 68,568   | 69,232    | 69,844   | 70,352    | 70,774    | 71,182   | 71,159   | 71,815   | 72,101   | 72,454   |
| No. of patient inquiries         | 953,286  | 1,069,494 | 1,013,585 | 967,751  | 1,028,608 | 998,398  | 1,033,018 | 1,007,383 | 997,153  | 988,224  | 973,179  | 957,436  | 943,964  |

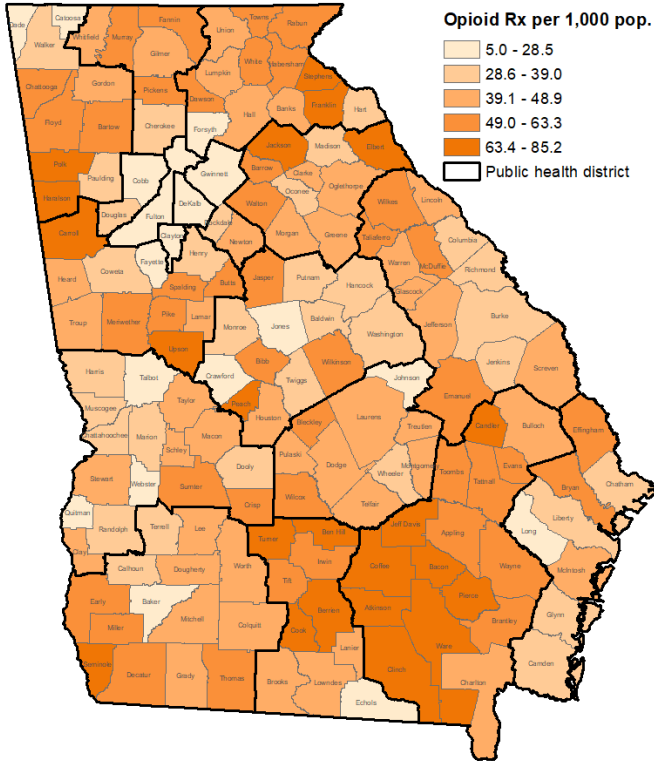
\*Indicates the total number of active registered users on the last day of each month

For additional drug surveillance reports please visit the [Georgia DPH Drug Surveillance Unit website](#).

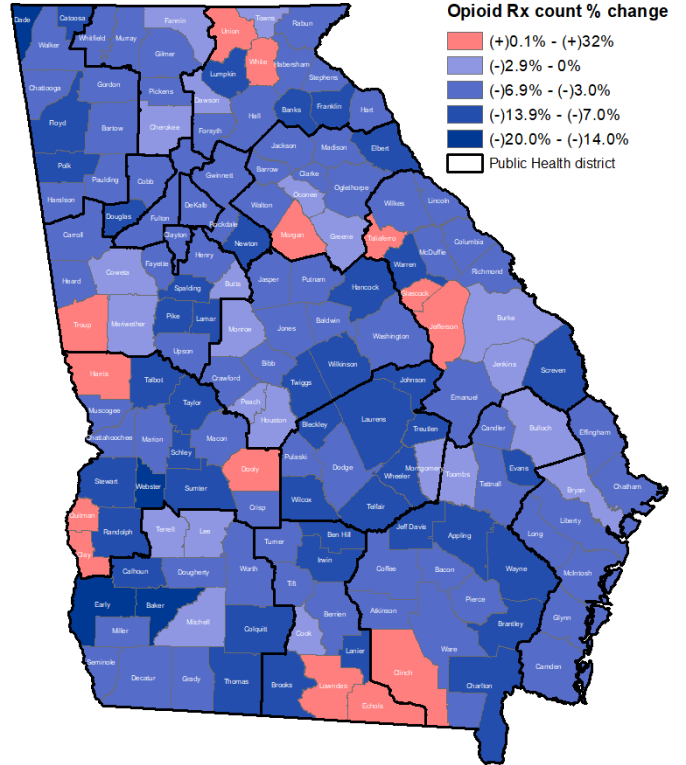


# Georgia Prescription Drug Monitoring Program (PDMP) Monthly Report—February 2022

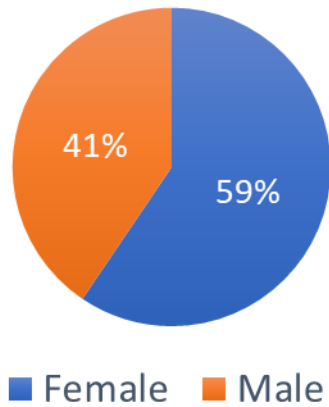
Age-Adjusted Opioid Prescription Rate by County, Georgia - February 2022



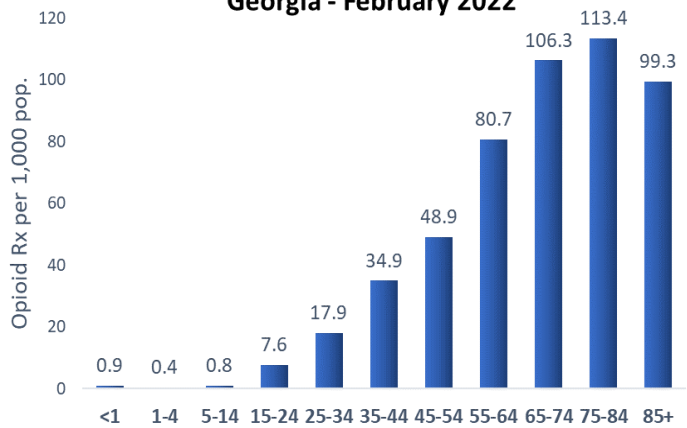
Percent Change in Opioid Prescription Count by County, Georgia, Dec - Feb 2022 vs Dec - Feb 2021



Opioid Prescriptions by Sex, Georgia - February 2022



Opioid Prescription Rate by Age, Georgia - February 2022



For additional drug surveillance reports please visit the [Georgia DPH Drug Surveillance Unit website](#).