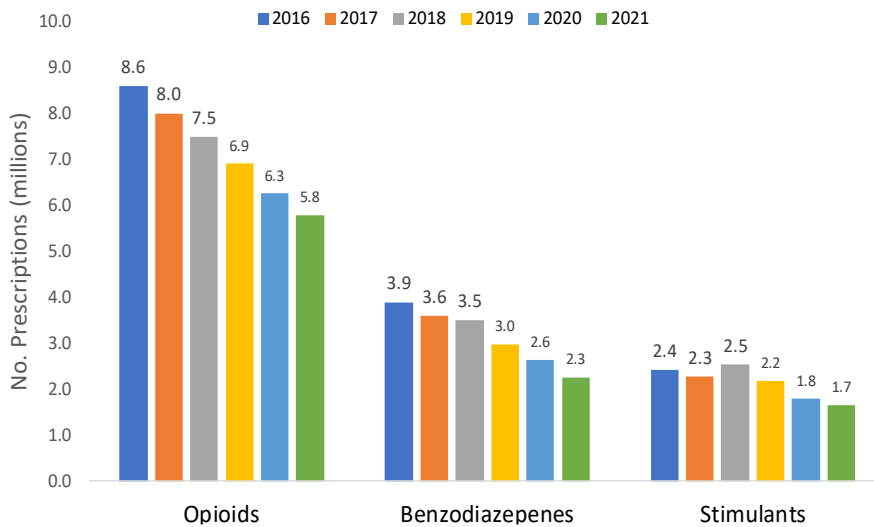


# Georgia Prescription Drug Monitoring Program (PDMP) Monthly Report—January 2022

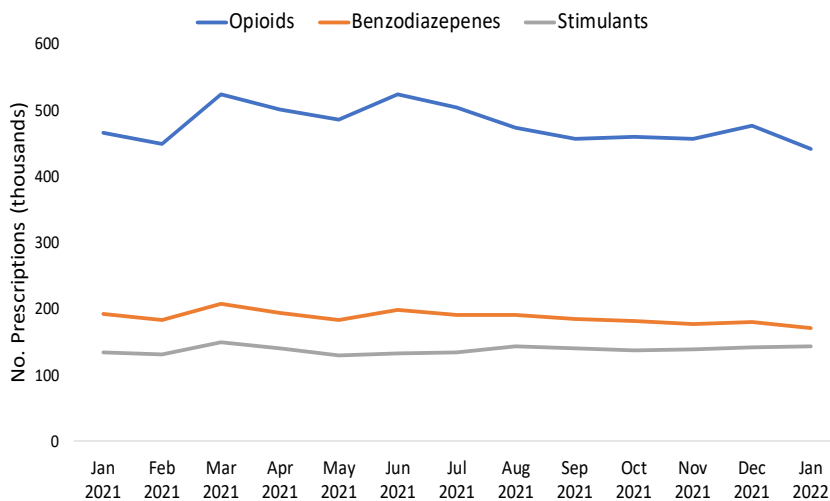
**What is the PDMP?** The PDMP is an electronic database used to collect, monitor, and analyze prescribing and dispensing data about controlled substances (such as opioids, benzodiazepines and stimulants) in Georgia. The PDMP collects details of every Schedule II – V prescription drug order dispensed in Georgia. The purpose of this report is to describe opioid prescribing patterns in Georgia on a monthly basis. For more information on the PDMP and the indicators included in this report, please refer to pages 2-7 of the most recent annual report [here](#).

## Prescriptions by Drug Type & Year, Georgia, 2016-2021



From 2020 to 2021, the number of opioid prescriptions decreased by 8%, benzodiazepine prescriptions by 14%, and stimulant prescriptions by 8%.

## Prescriptions by Drug Type & Month, Georgia, 2021-2022



## Prescription Drug Monitoring Program Indicators, Georgia, January 2021 - January 2022

Indicator description	Jan 2021	Feb 2021	Mar 2021	Apr 2021	May 2021	Jun 2021	Jul 2021	Aug 2021	Sep 2021	Oct 2021	Nov 2021	Dec 2021	Jan 2022
No. opioid prescriptions	466,180	448,737	524,408	501,706	486,454	523,955	503,837	474,410	456,216	459,489	457,540	476,237	441,307
No. benzodiazepine prescriptions	192,357	183,665	206,728	194,078	182,528	197,665	190,693	190,161	185,047	180,937	176,337	179,409	171,049
No. stimulant prescriptions	133,632	130,367	149,862	140,608	129,495	132,385	133,365	143,031	140,282	137,724	138,884	140,998	143,939
No. opioid patients	377,025	367,657	411,941	401,572	397,085	418,356	403,131	382,446	368,527	373,535	371,218	380,802	359,940
No. registered users*	70,144	70,441	70,825	71,214	71,205	71,588	72,249	73,409	73,838	74,252	74,564	74,953	75,227
No. of patient inquiries	1,019,244	971,640	1,083,748	1,014,852	965,366	1,027,934	998,202	1,032,961	1,006,726	995,580	986,454	972,308	956,484

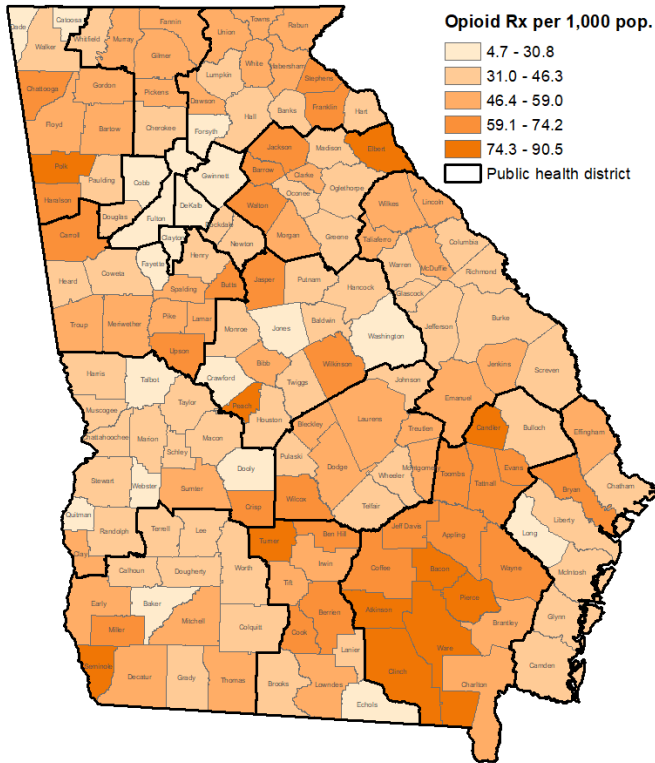
\*Indicates the total number of active registered users on the last day of each month

For additional drug surveillance reports please visit the [Georgia DPH Drug Surveillance Unit website](#)

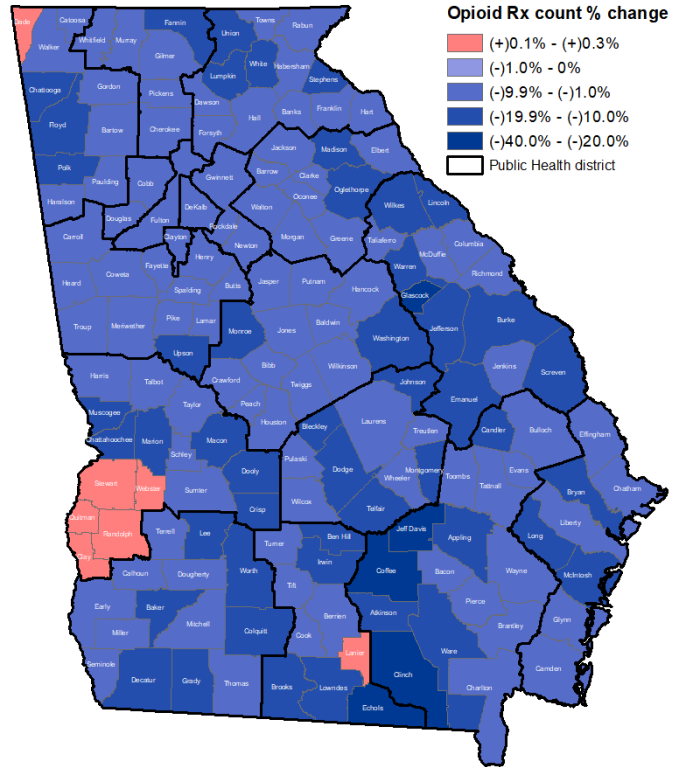


# Georgia Prescription Drug Monitoring Program (PDMP) Monthly Report—January 2022

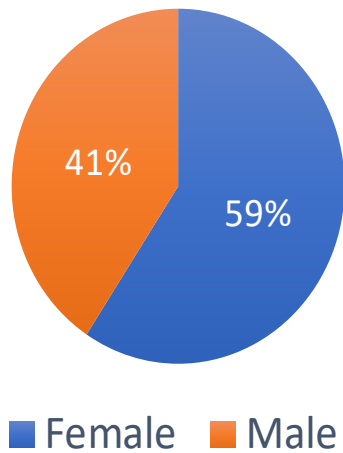
Age-Adjusted Opioid Prescription Rate by County, Georgia - January 2022



Percent Change in Opioid Prescription Count by County, Georgia, Nov - Jan 2022 vs Nov - Jan 2021



Opioid Prescriptions by Sex, Georgia - January 2022



Opioid Prescription Rate by Age, Georgia - January 2022

