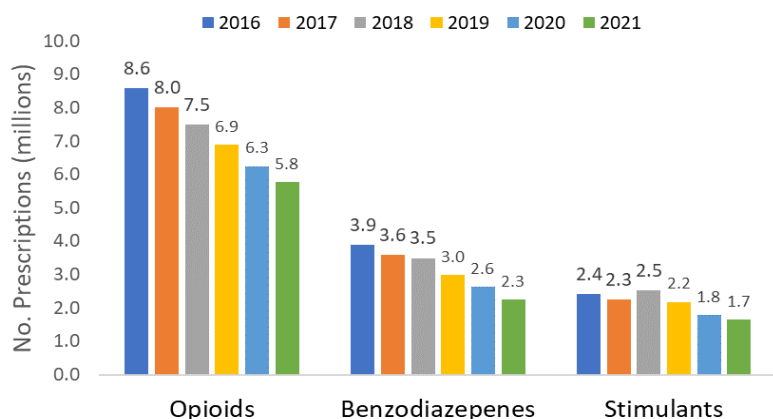


Georgia Prescription Drug Monitoring Program (PDMP) Monthly Report—January 2022

What is the PDMP? The PDMP is an electronic database used to collect, monitor, and analyze prescribing and dispensing data about controlled substances (such as opioids, benzodiazepines and stimulants) in Georgia. The PDMP collects details of every Schedule II – V prescription drug order dispensed in Georgia. The purpose of this report is to describe opioid prescribing patterns in Georgia on a monthly basis. For more information on the PDMP and the indicators included in this report, please refer to pages 2-7 of the most recent PDMP annual report [here](#).

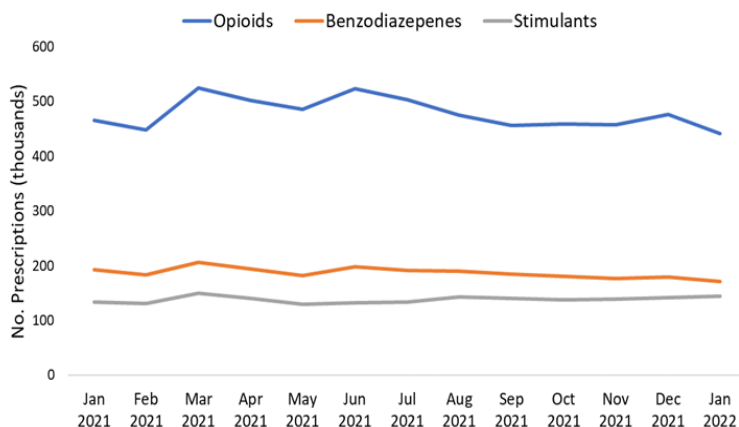
Disclaimer: The data in this report increased when compared to the previous reports due to changes in the reporting process. PDMP surveillance reports prior to January 2022 should not be compared with reports after January 2022.

Prescriptions by Drug Type & Year, Georgia, 2016-2021



From 2020 to 2021, the number of opioid prescriptions decreased by 8%, benzodiazepine prescriptions by 14%, and stimulant prescriptions by 8%.

Prescriptions by Drug Type & Month, Georgia, 2021-2022



Prescription Drug Monitoring Program Indicators, Georgia, January 2021 - January 2022

Indicator description	Jan 2021	Feb 2021	Mar 2021	Apr 2021	May 2021	Jun 2021	Jul 2021	Aug 2021	Sep 2021	Oct 2021	Nov 2021	Dec 2021	Jan 2022
No. opioid prescriptions	548,280	522,821	598,585	574,862	552,472	583,917	571,995	565,397	545,872	548,099	552,567	581,363	543,650
No. benzodiazepine prescriptions	266,475	252,471	285,830	269,555	258,200	273,371	267,338	268,957	264,224	260,279	257,680	267,680	258,690
No. stimulant prescriptions	133,617	130,519	149,932	141,131	132,469	132,559	133,821	143,228	141,371	137,785	138,878	141,439	144,047
No. opioid patients	437,391	422,444	463,511	453,570	443,067	459,245	449,997	448,017	433,188	437,699	440,654	456,768	435,409
No. registered users*	67,051	67,311	67,753	68,144	68,568	69,232	69,844	70,352	70,774	71,182	71,159	71,815	72,101
No. of patient inquiries	1,019,605	953,286	1,069,494	1,013,585	967,751	1,028,608	998,398	1,033,018	1,007,383	997,153	988,224	973,179	957,436

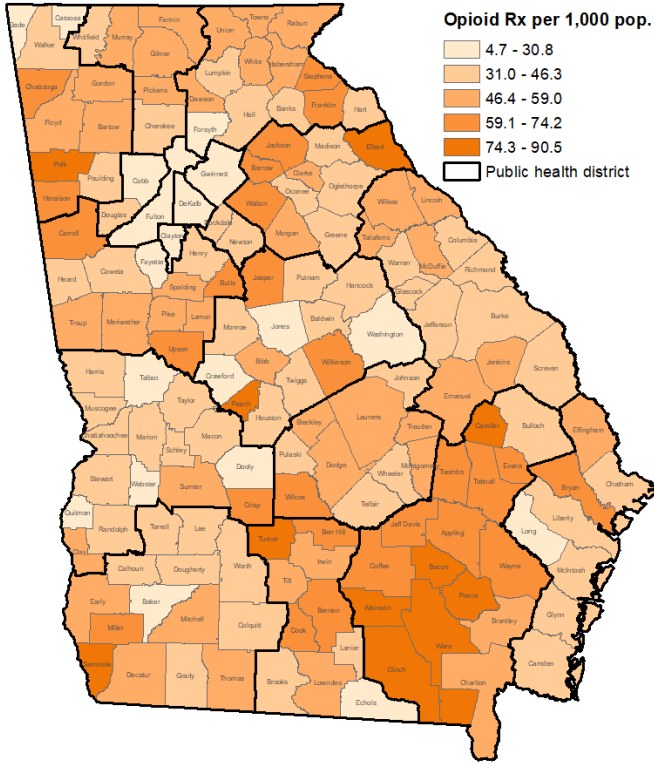
*Indicates the total number of active registered users on the last day of each month

For additional drug surveillance reports please visit the [Georgia DPH Drug Surveillance Unit website](#).

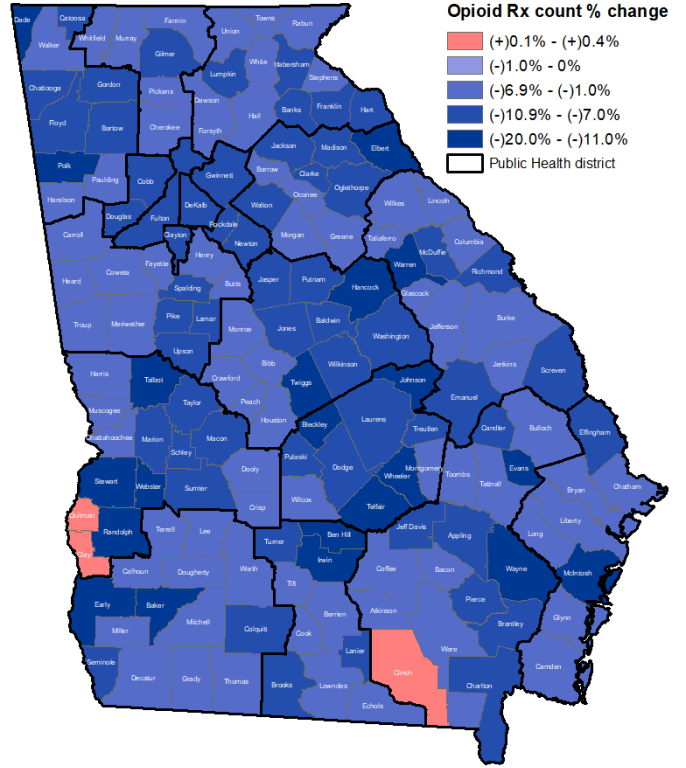


Georgia Prescription Drug Monitoring Program (PDMP) Monthly Report—January 2022

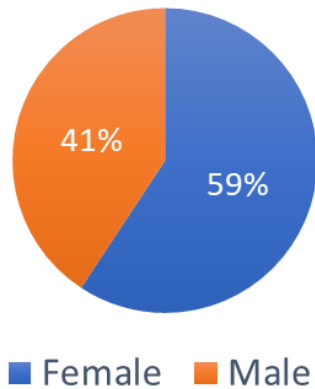
Age-Adjusted Opioid Prescription Rate by County, Georgia - January 2022



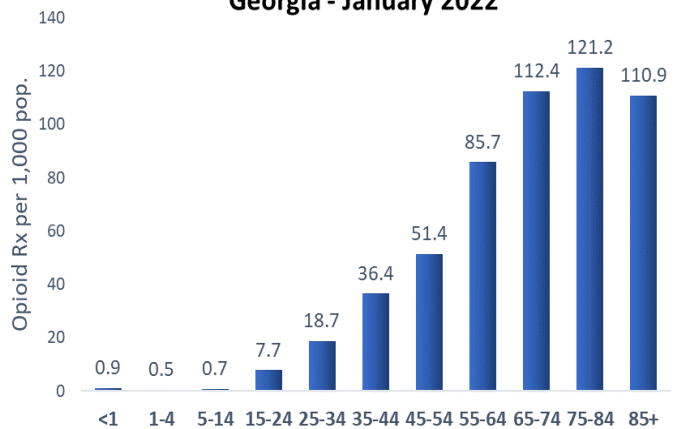
Percent Change in Opioid Prescription Count by County, Georgia, Nov - Jan 2022 vs Nov - Jan 2021



Opioid Prescriptions by Sex, Georgia - January 2022



Opioid Prescription Rate by Age, Georgia - January 2022



For additional drug surveillance reports please visit the [Georgia DPH Drug Surveillance Unit website](#).