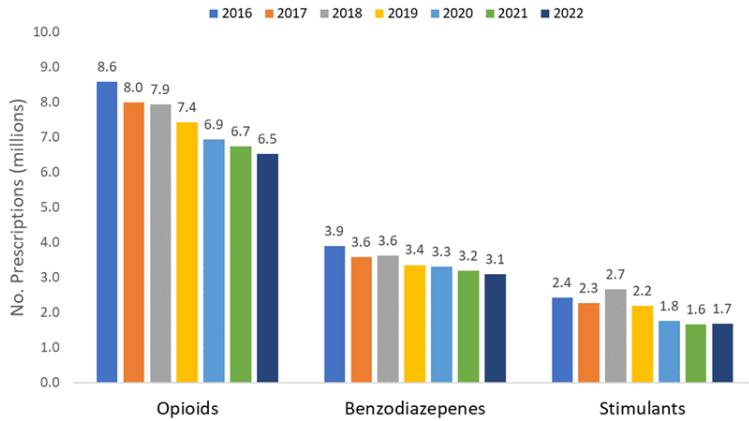


Georgia Prescription Drug Monitoring Program (PDMP) Monthly Report—July 2023

What is the PDMP? The PDMP is an electronic database used to collect, monitor, and analyze prescribing and dispensing data about controlled substances (such as opioids, benzodiazepines and stimulants) in Georgia. The PDMP collects details of every Schedule II – V prescription drug order dispensed in Georgia. The purpose of this report is to describe opioid prescribing patterns in Georgia on a monthly basis. For more information on the PDMP and the indicators included in this report, please refer to pages 2-7 of the most recent PDMP annual report [here](#).

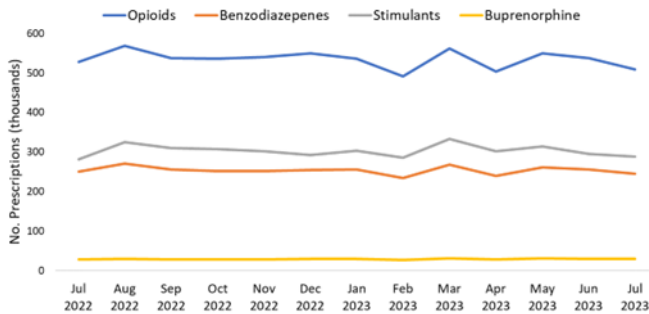
Disclaimer: Due to changes in the definition of stimulant prescriptions, reports as of January 2023 can't be compared to previous reports. For more information see: <https://www.cdc.gov/opioids/data-resources/index.html>

Prescriptions by Drug Type & Year, Georgia, 2016-2022



From 2021 to 2022, the number of opioid prescriptions decreased by 3%, benzodiazepine prescriptions by 3%, and stimulant prescriptions increased by 1%.

Prescriptions by Drug Type & Month, Georgia, 2022-2023



Prescription Drug Monitoring Program Indicators, Georgia, July 2022 - July 2023

Indicator description	Jul 2022	Aug 2022	Sep 2022	Oct 2022	Nov 2022	Dec 2022	Jan 2023	Feb 2023	Mar 2023	Apr 2023	May 2023	Jun 2023	Jul 2023
No. opioid prescriptions	528,189	568,227	537,452	535,341	540,303	549,466	536,450	491,347	561,504	503,028	549,544	537,809	509,427
No. benzodiazepine prescriptions	249,772	270,270	255,309	251,952	251,782	254,260	255,827	233,563	267,255	239,445	261,168	255,769	244,119
No. stimulant prescriptions	280,984	324,683	309,598	307,003	301,617	291,968	303,433	285,575	332,890	301,035	313,986	294,463	288,607
No. buprenorphine prescriptions	27,544	29,571	28,328	28,135	28,346	28,814	28,956	27,028	30,433	27,780	30,811	29,885	28,785
No. opioid patients*	424,545	446,551	428,380	430,432	432,349	437,313	429,199	402,079	440,533	409,604	432,418	428,120	409,514
No. registered users*	74,598	75,281	75,688	76,229	76,614	77,144	77,441	77,720	78,072	78,385	78,680	79,174	79,836
No. of patient inquiries	973,065	1,104,444	1,026,253	1,005,785	1,005,074	1,000,191	1,072,876	1,008,776	1,222,412	1,084,898	1,184,922	1,132,859	1,137,419

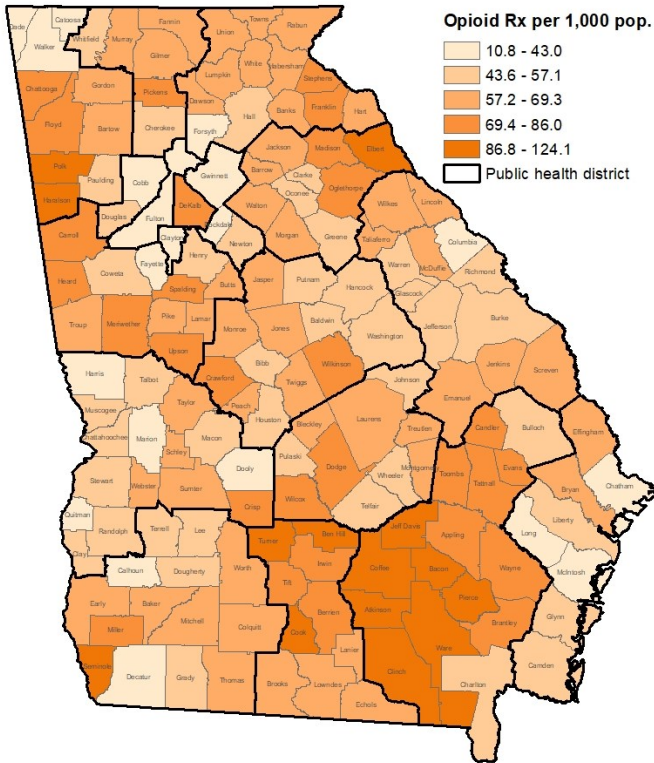
*Indicates the total number of active registered users on the last day of each month

For additional drug surveillance reports please visit the [Georgia DPH Drug Surveillance Unit website](#).

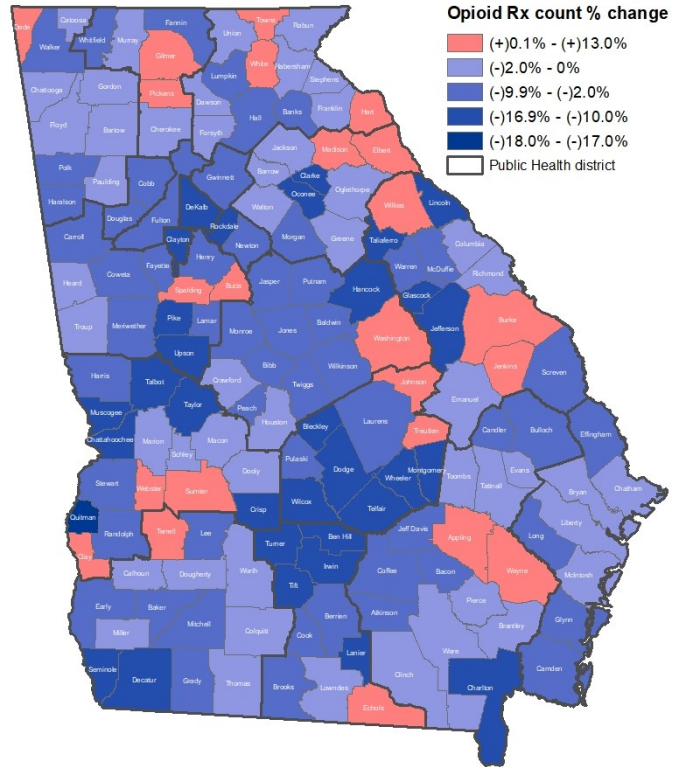


Georgia Prescription Drug Monitoring Program (PDMP) Monthly Report—July 2023

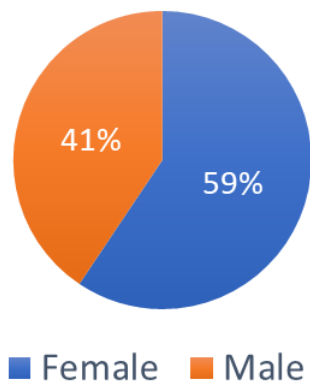
Age-Adjusted Opioid Prescription Rate by County, Georgia - Jul 2023



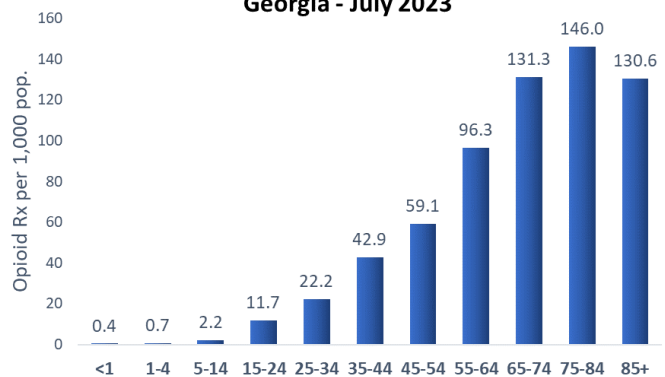
Percent Change in Opioid Prescription Count by County, Georgia, May - Jul 2023 vs May - Jul 2022



Opioid Prescriptions by Sex, Georgia - July 2023



Opioid Prescription Rate by Age, Georgia - July 2023



For additional drug surveillance reports please visit the [Georgia DPH Drug Surveillance Unit website](https://www.dph.ga.gov/DrugSurveillance).