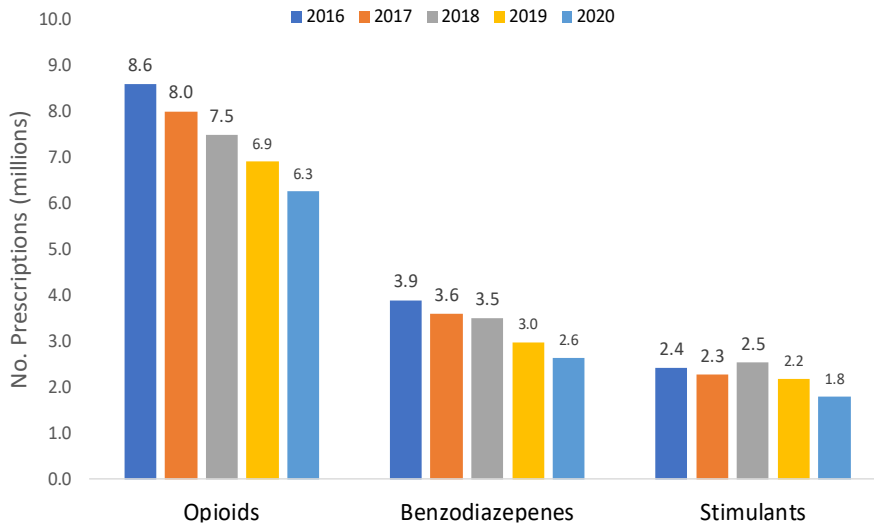


# Georgia Prescription Drug Monitoring Program (PDMP) Monthly Report—October 2021

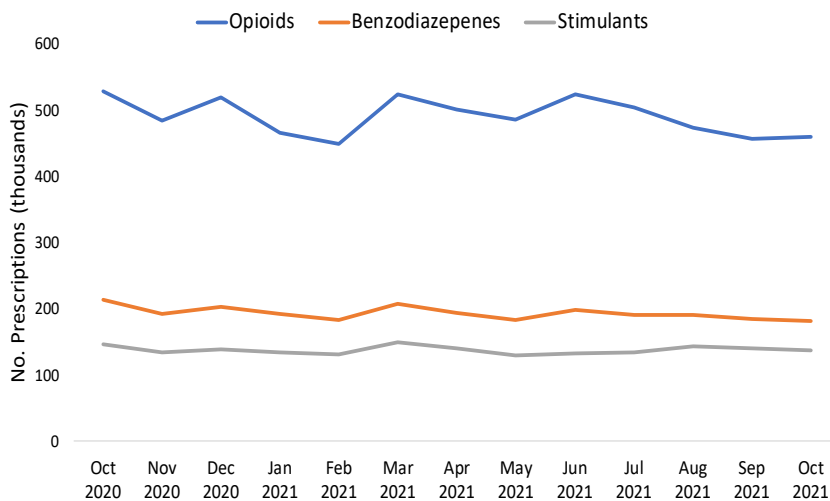
**What is the PDMP?** The PDMP is an electronic database used to collect, monitor, and analyze prescribing and dispensing data about controlled substances (such as opioids, benzodiazepines and stimulants) in Georgia. The PDMP collects details of every Schedule II – V prescription drug order dispensed in Georgia. The purpose of this report is to describe opioid prescribing patterns in Georgia on a monthly basis. For more information on the PDMP and the indicators included in this report, please refer to pages 2-7 of the most recent annual report [here](#).

## Prescriptions by Drug Type & Year, Georgia, 2016-2020



From 2019 to 2020, the number of opioid prescriptions decreased by 9%, benzodiazepine prescriptions by 12%, and stimulant prescriptions by 18%.

## Prescriptions by Drug Type & Month, Georgia, 2020-2021



## Prescription Drug Monitoring Program Indicators, Georgia, October 2020 - October 2021

| Indicator description            | Oct 2020  | Nov 2020 | Dec 2020  | Jan 2021  | Feb 2021 | Mar 2021  | Apr 2021  | May 2021 | Jun 2021  | Jul 2021 | Aug 2021  | Sep 2021  | Oct 2021 |
|----------------------------------|-----------|----------|-----------|-----------|----------|-----------|-----------|----------|-----------|----------|-----------|-----------|----------|
| No. opioid prescriptions         | 529,346   | 484,118  | 519,023   | 466,180   | 448,737  | 524,408   | 501,706   | 486,454  | 523,955   | 503,837  | 474,410   | 456,216   | 459,489  |
| No. benzodiazepine prescriptions | 213,266   | 191,920  | 202,556   | 192,357   | 183,665  | 206,728   | 194,078   | 182,528  | 197,665   | 190,693  | 190,161   | 185,047   | 180,937  |
| No. stimulant prescriptions      | 146,366   | 134,747  | 139,024   | 133,632   | 130,367  | 149,862   | 140,608   | 129,495  | 132,385   | 133,365  | 143,031   | 140,282   | 137,724  |
| No. opioid patients              | 419,211   | 391,130  | 404,662   | 377,025   | 367,657  | 411,941   | 401,572   | 397,085  | 418,356   | 403,131  | 382,446   | 368,527   | 373,535  |
| No. registered users*            | 68,963    | 69,350   | 69,832    | 70,144    | 70,441   | 70,825    | 71,214    | 71,205   | 71,588    | 72,249   | 73,409    | 73,838    | 74,252   |
| No. of patient inquiries         | 1,016,977 | 973,176  | 1,045,773 | 1,019,244 | 971,640  | 1,083,748 | 1,014,852 | 965,366  | 1,027,934 | 998,202  | 1,032,961 | 1,006,726 | 995,580  |

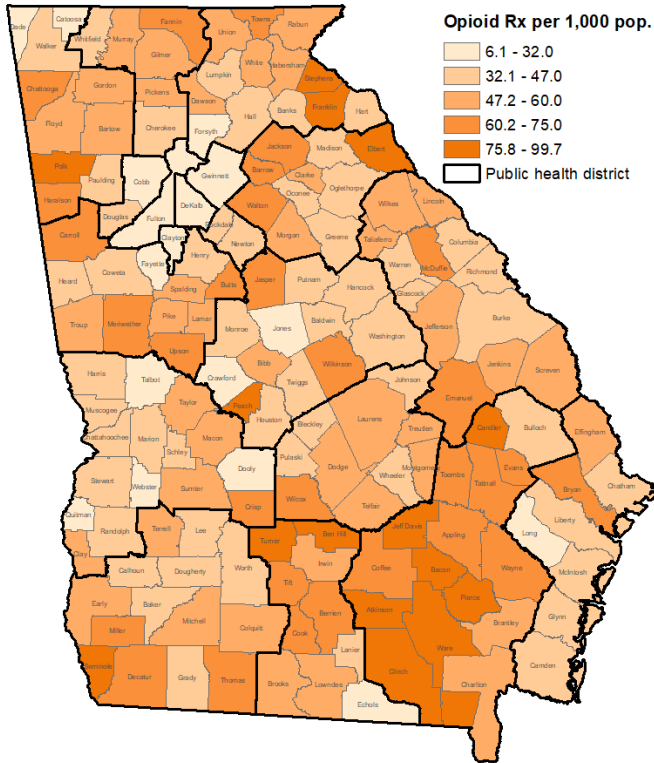
\*Indicates the total number of active registered users on the last day of each month

For additional drug surveillance reports please visit the [Georgia DPH Drug Surveillance Unit website](#)

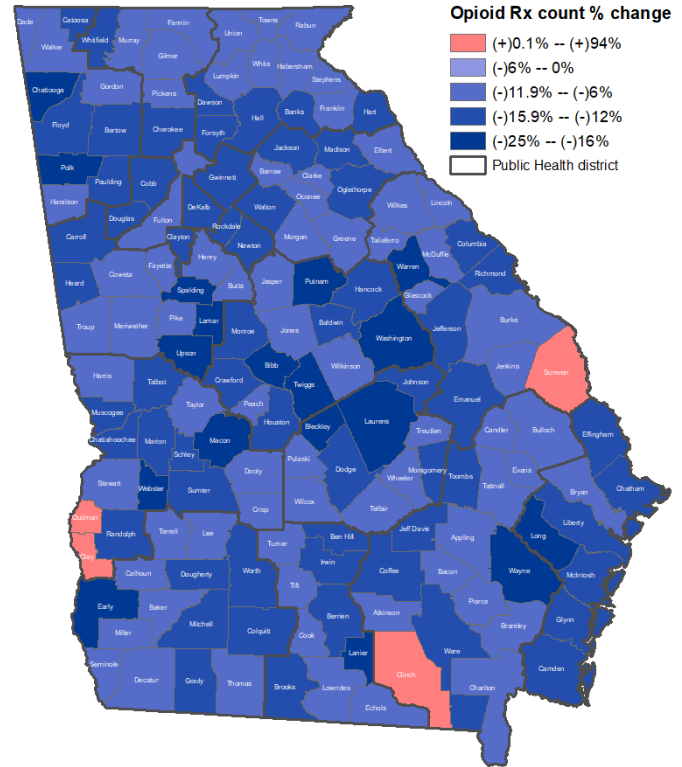


# Georgia Prescription Drug Monitoring Program (PDMP) Monthly Report—October 2021

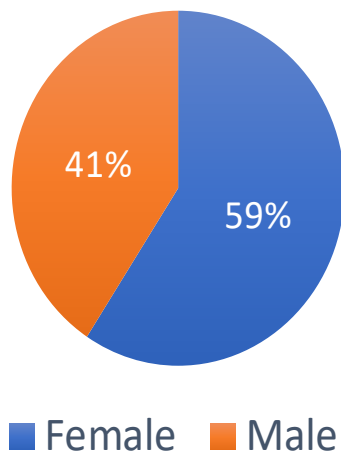
Age-Adjusted Opioid Prescription Rate by County, Georgia - October 2021



Percent Change in Opioid Prescription Count by County, Georgia, Aug - Oct 2021 vs Aug - Oct 2020



Opioid Prescriptions by Sex, Georgia - October 2021



Opioid Prescription Rate by Age, Georgia - October 2021

