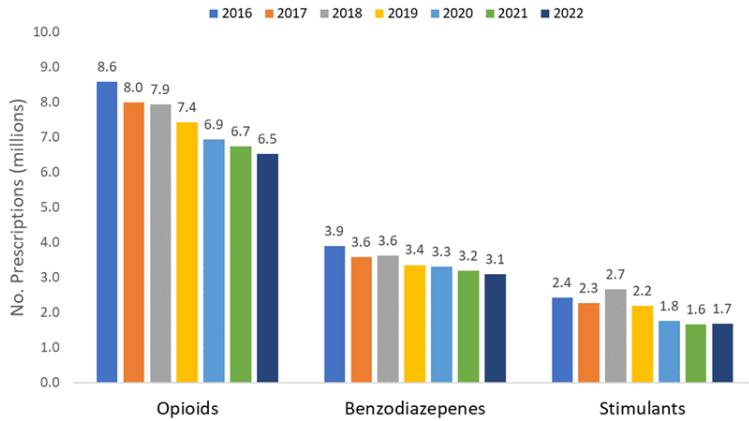


# Georgia Prescription Drug Monitoring Program (PDMP) Monthly Report—October 2023

**What is the PDMP?** The PDMP is an electronic database used to collect, monitor, and analyze prescribing and dispensing data about controlled substances (such as opioids, benzodiazepines and stimulants) in Georgia. The PDMP collects details of every Schedule II – V prescription drug order dispensed in Georgia. The purpose of this report is to describe opioid prescribing patterns in Georgia on a monthly basis. For more information on the PDMP and the indicators included in this report, please refer to pages 2-7 of the most recent PDMP annual report [here](#).

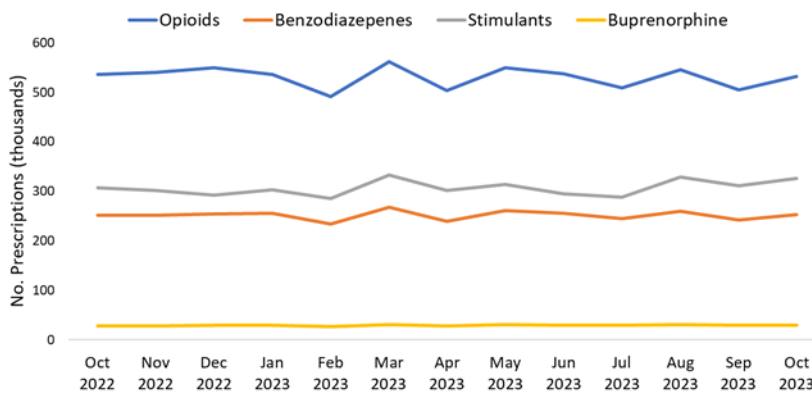
**Disclaimer:** Due to changes in the definition of stimulant prescriptions, reports as of January 2023 can't be compared to previous reports. For more information see: <https://www.cdc.gov/opioids/data-resources/index.html>

**Prescriptions by Drug Type & Year, Georgia, 2016-2022**



From 2021 to 2022, the number of opioid prescriptions decreased by 3%, benzodiazepine prescriptions by 3%, and stimulant prescriptions increased by 1%.

**Prescriptions by Drug Type & Month, Georgia, 2022-2023**



**Prescription Drug Monitoring Program Indicators, Georgia, October 2022 - October 2023**

Indicator description	Oct 2022	Nov 2022	Dec 2022	Jan 2023	Feb 2023	Mar 2023	Apr 2023	May 2023	Jun 2023	Jul 2023	Aug 2023	Sep 2023	Oct 2023
No. opioid prescriptions	535,341	540,303	549,466	536,450	491,347	561,504	503,028	549,544	537,809	509,427	544,892	505,050	531,960
No. benzodiazepine prescriptions	251,952	251,782	254,260	255,827	233,563	267,255	239,445	261,168	255,769	244,119	259,826	242,526	253,298
No. stimulant prescriptions	307,003	301,617	291,968	303,433	285,575	332,890	301,035	313,986	294,463	288,607	328,284	310,514	325,862
No. buprenorphine prescriptions	28,135	28,346	28,814	28,956	27,028	30,433	27,780	30,811	29,885	28,785	30,612	29,005	29,872
No. opioid patients	430,432	432,349	437,313	429,199	402,079	440,533	409,604	432,418	428,120	409,514	431,139	407,933	432,477
No. registered users*	76,229	76,614	77,144	77,441	77,720	78,072	78,385	78,680	79,174	79,836	80,488	80,882	81,238
No. of patient inquiries	1,005,785	1,005,074	1,000,191	1,072,876	1,008,776	1,222,412	1,084,898	1,184,922	1,132,859	1,137,419	1,311,384	1,171,921	1,286,025

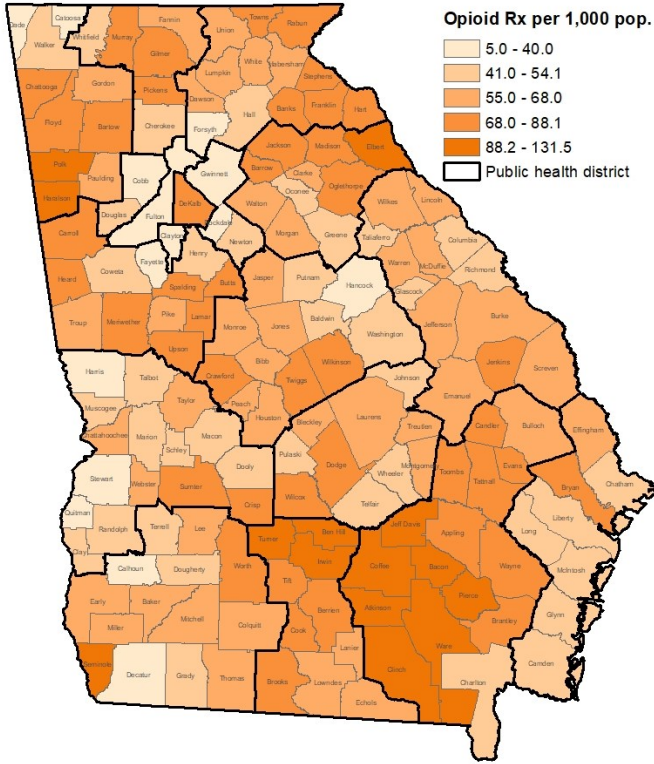
\*Indicates the total number of active registered users on the last day of each month

For additional drug surveillance reports please visit the [Georgia DPH Drug Surveillance Unit website](#).

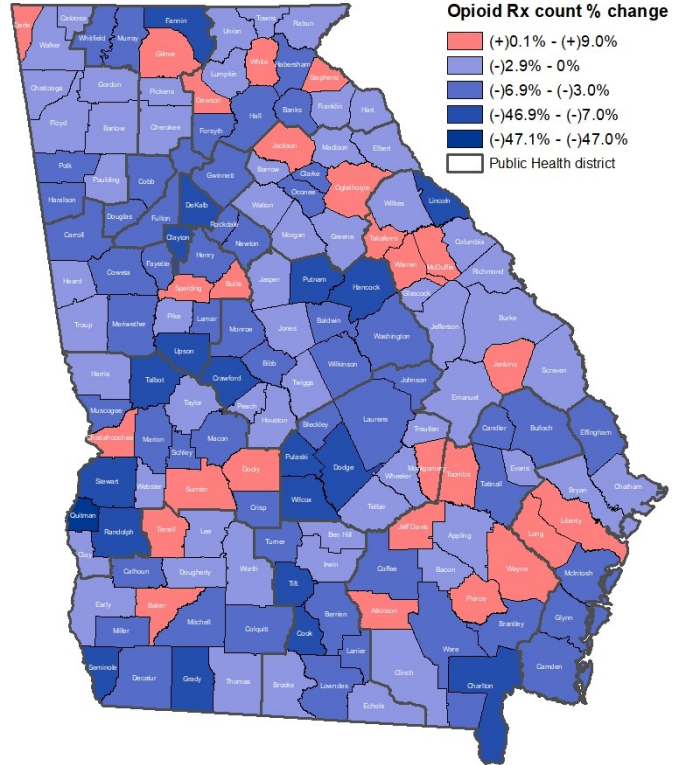


# Georgia Prescription Drug Monitoring Program (PDMP) Monthly Report—October 2023

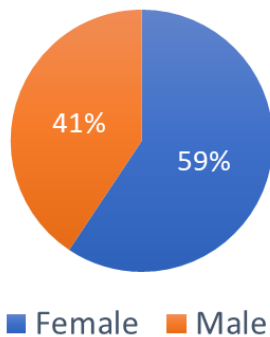
Age-Adjusted Opioid Prescription Rate by County, Georgia - Oct 2023



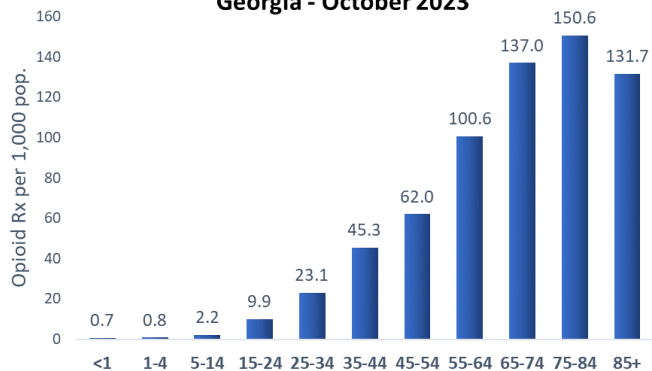
Percent Change in Opioid Prescription Count by County, Georgia, Aug - Oct 2023 vs Aug - Oct 2022



Opioid Prescriptions by Sex, Georgia - October 2023



Opioid Prescription Rate by Age, Georgia - October 2023



For additional drug surveillance reports please visit the [Georgia DPH Drug Surveillance Unit website](#).

