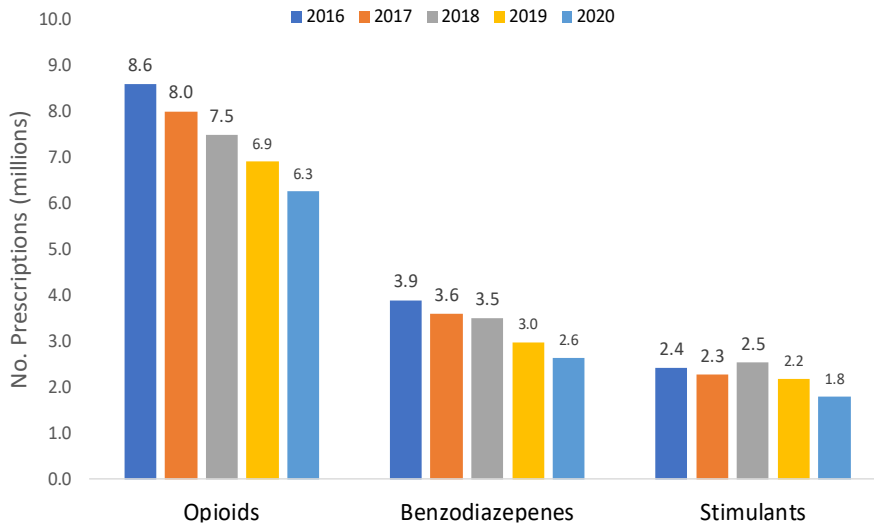


# Georgia Prescription Drug Monitoring Program (PDMP) Monthly Report—September 2021

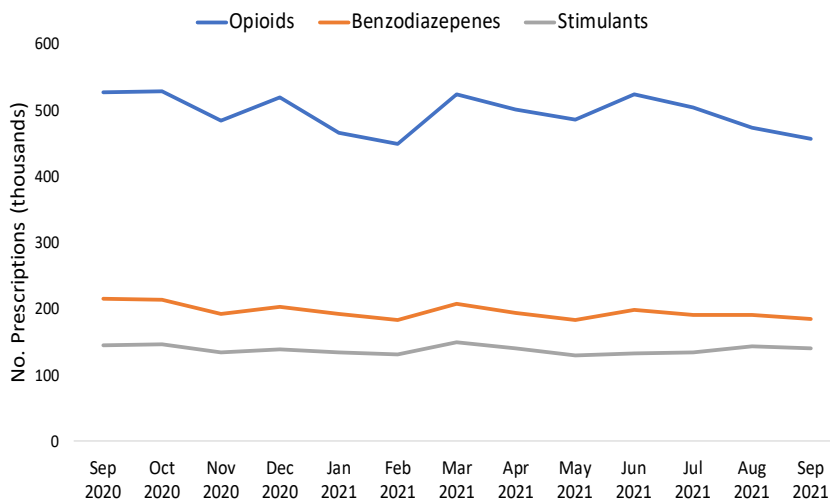
**What is the PDMP?** The PDMP is an electronic database used to collect, monitor, and analyze prescribing and dispensing data about controlled substances (such as opioids, benzodiazepines and stimulants) in Georgia. The PDMP collects details of every Schedule II – V prescription drug order dispensed in Georgia. The purpose of this report is to describe opioid prescribing patterns in Georgia on a monthly basis. For more information on the PDMP and the indicators included in this report, please refer to pages 2-7 of the most recent annual report [here](#).

## Prescriptions by Drug Type & Year, Georgia, 2016-2020



From 2019 to 2020, the number of opioid prescriptions decreased by 9%, benzodiazepine prescriptions by 12%, and stimulant prescriptions by 18%.

## Prescriptions by Drug Type & Month, Georgia, 2020-2021



## Prescription Drug Monitoring Program Indicators, Georgia, September 2020 - September 2021

Indicator description	Sep 2020	Oct 2020	Nov 2020	Dec 2020	Jan 2021	Feb 2021	Mar 2021	Apr 2021	May 2021	Jun 2021	Jul 2021	Aug 2021	Sep 2021
No. opioid prescriptions	527,316	529,346	484,118	519,023	466,180	448,737	524,408	501,706	486,454	523,955	503,837	474,410	456,216
No. benzodiazepine prescriptions	214,524	213,266	191,920	202,556	192,357	183,665	206,728	194,078	182,528	197,665	190,693	190,161	185,047
No. stimulant prescriptions	144,621	146,366	134,747	139,024	133,632	130,367	149,862	140,608	129,495	132,385	133,365	143,031	140,282
No. opioid patients	418,651	419,211	391,130	404,662	377,025	367,657	411,941	401,572	397,085	418,356	403,131	382,446	368,527
No. registered users*	68,423	68,963	69,350	69,832	70,144	70,441	70,825	71,214	71,205	71,588	72,249	73,409	73,838
No. of patient inquiries	1,013,304	1,016,977	973,176	1,045,773	1,019,244	971,640	1,083,748	1,014,852	965,366	1,027,934	998,202	1,032,961	1,006,726

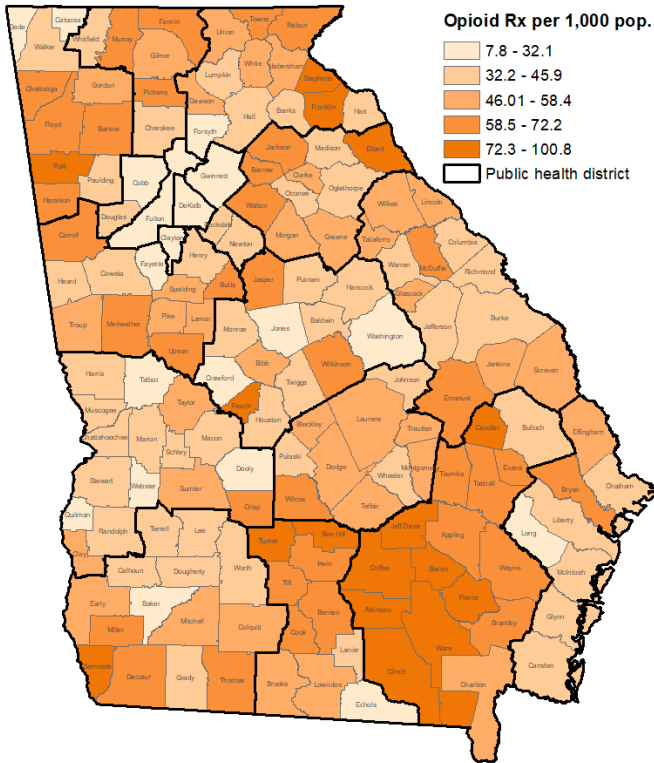
\*Indicates the total number of active registered users on the last day of each month

For additional drug surveillance reports please visit the [Georgia DPH Drug Surveillance Unit website](#)

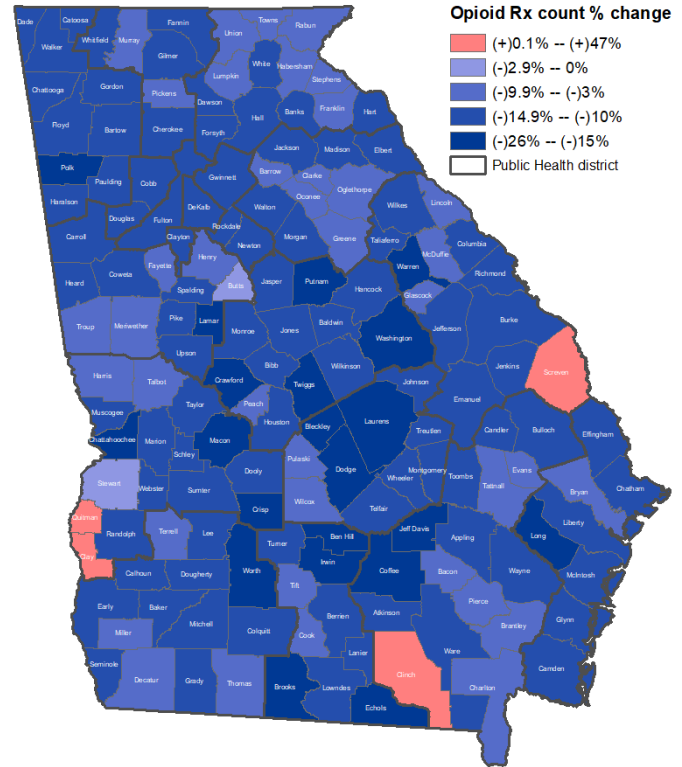


# Georgia Prescription Drug Monitoring Program (PDMP) Monthly Report—September 2021

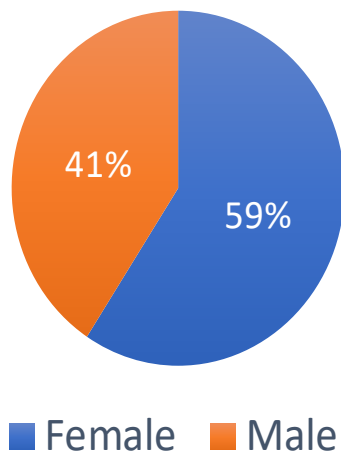
Age-Adjusted Opioid Prescription Rate by County, Georgia - September 2021



Percent Change in Opioid Prescription Count by County, Georgia, July - Sept 2021 vs July - Sept 2020



Opioid Prescriptions by Sex, Georgia - September 2021



Opioid Prescription Rate by Age, Georgia - September 2021

