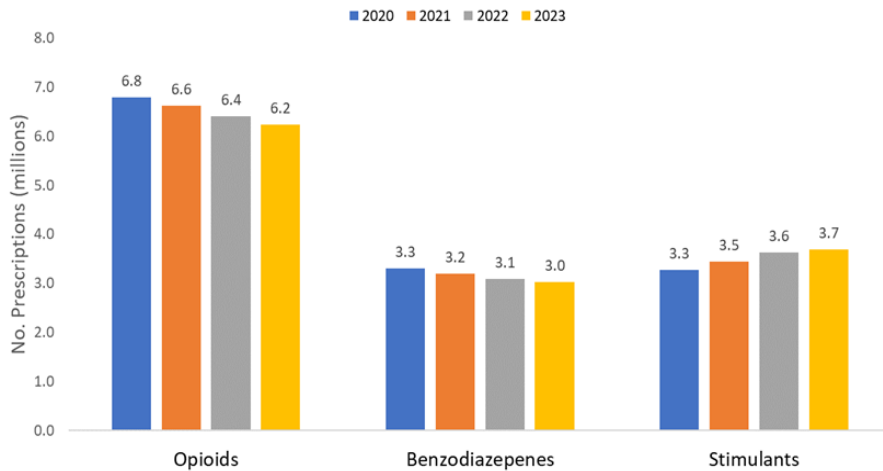


Georgia Prescription Drug Monitoring Program (PDMP) Quarterly Report—2024 Q2

What is the PDMP? The PDMP is an electronic database used to collect, monitor, and analyze prescribing and dispensing data about controlled substances (such as opioids, benzodiazepines and stimulants) in Georgia. The PDMP collects details of every Schedule II – V prescription drug order dispensed in Georgia. The purpose of this report is to describe opioid prescribing patterns in Georgia on a monthly basis. For more information on the PDMP and the indicators included in this report, please refer to pages 2-7 of the most recent PDMP annual report [here](#).

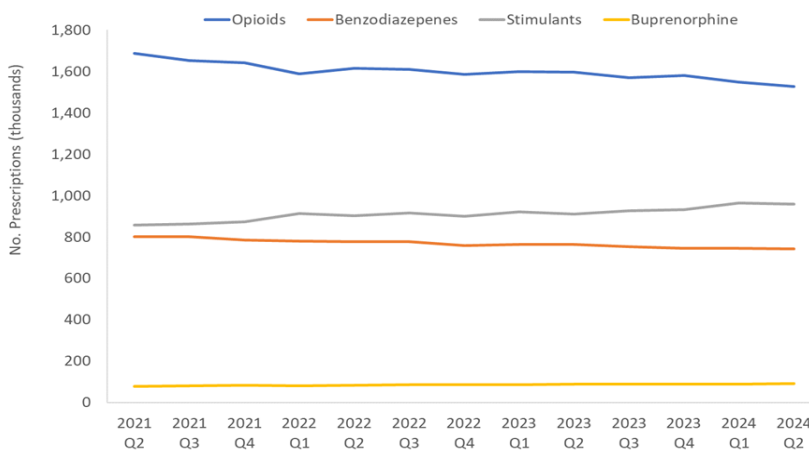
Q1: January-March, Q2: April-June, Q3: July-September, Q4: October-December

Prescriptions by Drug Type & Year, Georgia, 2020-2023



From 2022 to 2023, the number of opioid prescriptions decreased by 2%, benzodiazepine prescriptions by 2%, and stimulant prescriptions by 1%.

Prescriptions by Drug Type & Month, Georgia, 2021 Q2-2024 Q2



Prescription Drug Monitoring Program Indicators, Georgia, 2021 Q2 - 2024 Q2

Indicator description	2021 Q2	2021 Q3	2021 Q4	2022 Q1	2022 Q2	2022 Q3	2022 Q4	2023 Q1	2023 Q2	2023 Q3	2023 Q4	2024 Q1	2024 Q2
No. Opioids prescriptions	1,688,000	1,653,552	1,640,564	1,587,789	1,614,684	1,608,328	1,586,788	1,599,123	1,597,564	1,568,843	1,580,936	1,549,162	1,526,011
No. Benzodiazepene prescriptions	801,381	800,742	785,873	778,751	777,949	777,136	759,244	764,819	762,485	753,173	744,539	744,644	741,961
No. Stimulant prescriptions	856,792	863,151	873,217	912,170	901,323	915,263	900,588	921,900	909,486	927,407	930,618	964,254	957,599
No. Buprenorphine prescriptions	79,129	81,341	82,428	81,345	83,938	85,440	85,293	86,417	88,497	88,590	88,982	89,425	91,009
No. opioid patients	815,134	798,790	804,868	782,344	785,562	782,346	786,188	772,134	764,708	754,248	767,046	749,190	744,893
No. registered users	68,918	70,460	71,499	72,467	73,689	75,399	76,888	77,862	78,980	80,721	81,770	82,645	83,872
No. of patient inquiries	2,983,323	3,103,762	3,011,050	3,304,064	3,402,679	3,620,724	3,696,269	3,304,261	3,402,812	3,620,724	3,696,269	3,824,186	3,788,069

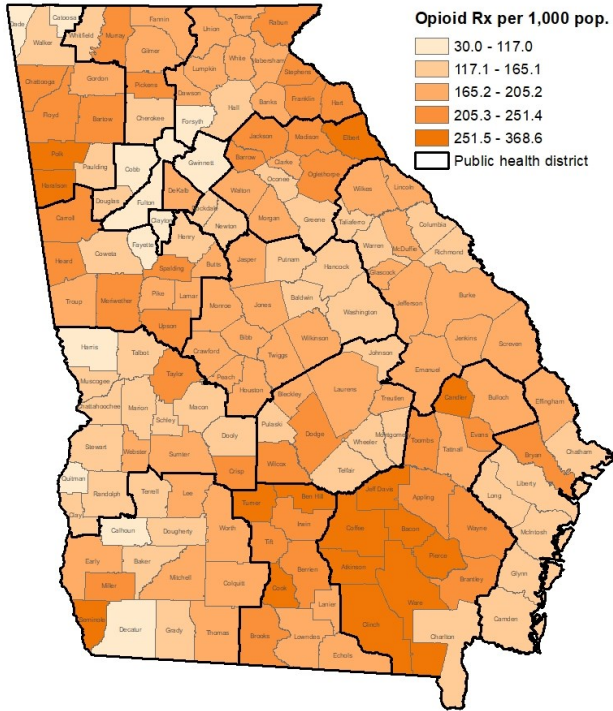
*Indicates the total number of active registered users on the last day of each month

For additional drug surveillance reports please visit the [Georgia DPH Drug Surveillance Unit website](#).

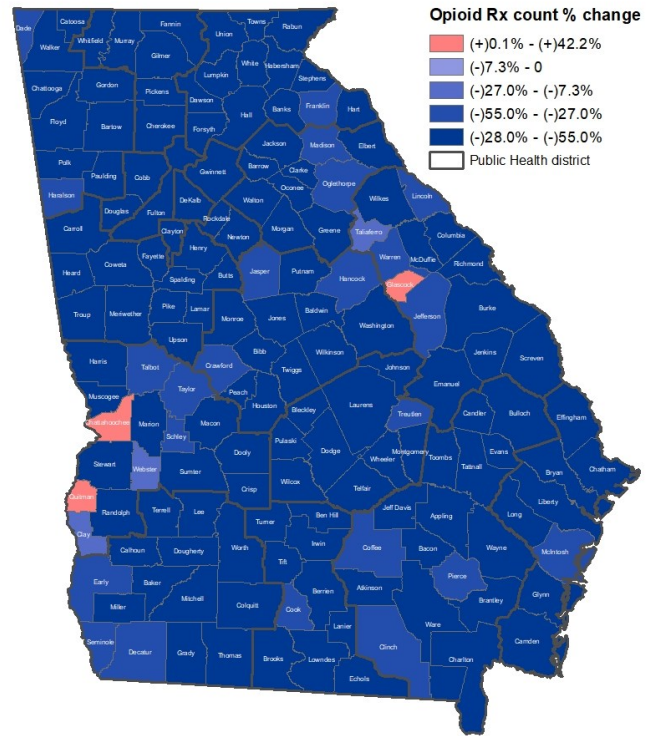


Georgia Prescription Drug Monitoring Program (PDMP) Quarterly Report—2024 Q2

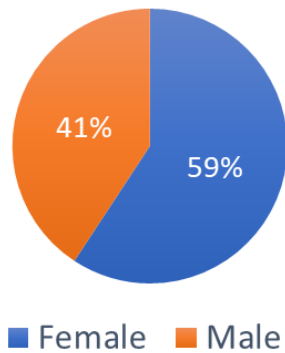
Age-Adjusted Opioid Prescription Rate by County, Georgia - 2024 Q2



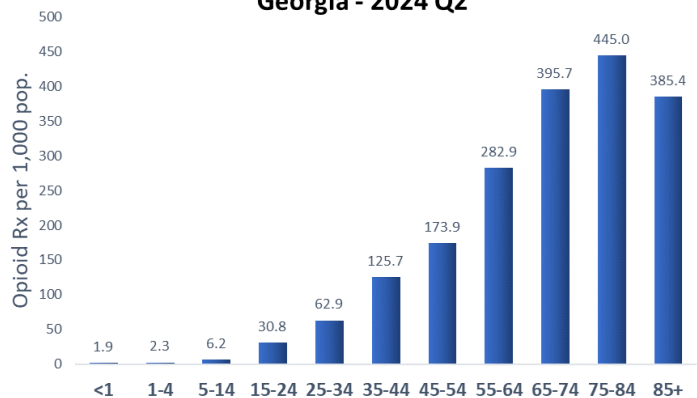
Percent Change in Opioid Prescription Count by County, Georgia, 2024 Q2 vs 2023 Q2



Opioid Prescriptions by Sex, Georgia - 2024 Q2



Opioid Prescription Rate by Age, Georgia - 2024 Q2



For additional drug surveillance reports please visit the [Georgia DPH Drug Surveillance Unit website](#).