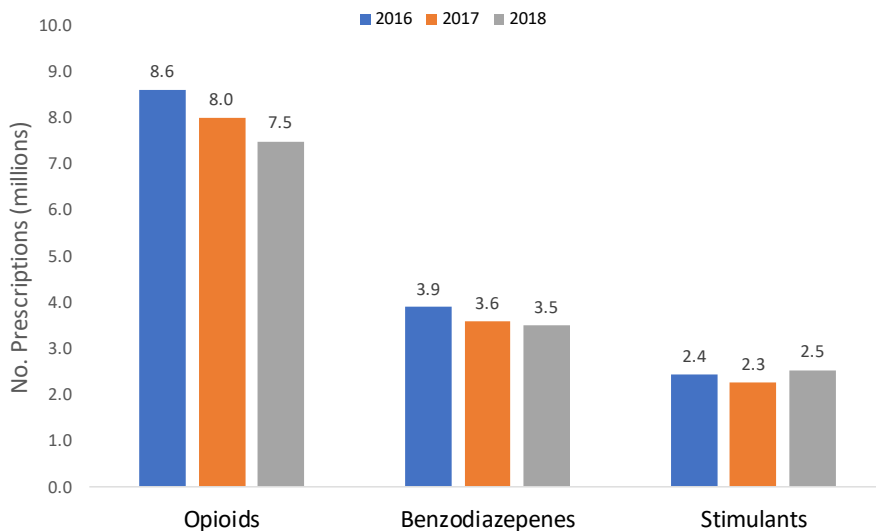


Georgia Prescription Drug Monitoring Program (PDMP) Monthly Report—December 2019

What is the PDMP? The PDMP is an electronic database used to collect, monitor, and analyze prescribing and dispensing data about controlled substances (such as opioids, benzodiazepines and stimulants) in Georgia. The PDMP collects details of every Schedule II – V prescription drug order dispensed in Georgia. The purpose of this report is to describe opioid prescribing patterns in Georgia on a monthly basis. For more information on the PDMP and the indicators included in this report, please refer to pages 2-7 of the most recent annual report [here](#).

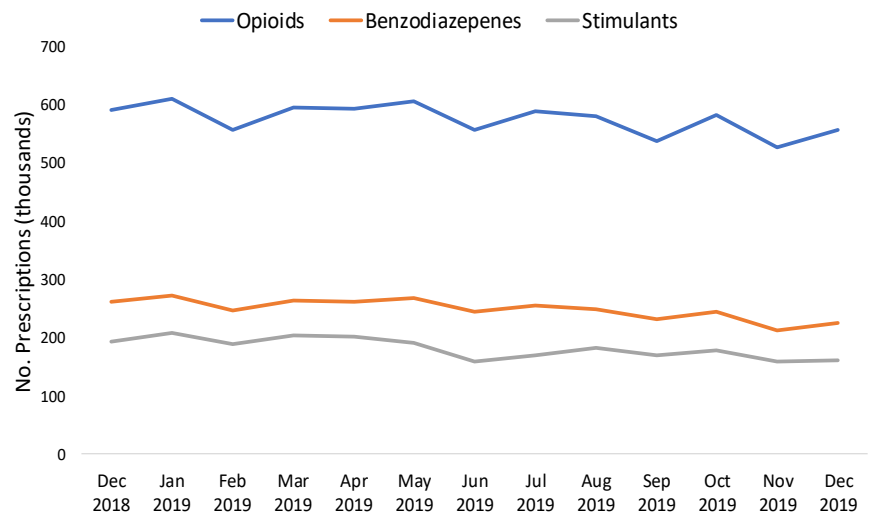
Prescriptions by Drug Type & Year, Georgia, 2016-2018



From 2017 to 2018, the number of opioid prescriptions decreased by 6% and benzodiazepine prescriptions also decreased by 3%. Stimulant prescriptions increased by 12%.

Over the past year, the average number of opioid, benzodiazepine, and stimulant prescriptions dispensed each month has trended downward.

Prescriptions by Drug Type & Month, Georgia, 2018-2019



Prescription Drug Monitoring Program Indicators, Georgia, December 2018 - December 2019

| Indicator description | Dec 2018 | Jan 2019 | Feb 2019 | Mar 2019 | Apr 2019 | May 2019 | Jun 2019 | Jul 2019 | Aug 2019 | Sep 2019 | Oct 2019 | Nov 2019 | Dec 2019 |
|----------------------------------|----------|----------|----------|----------|----------|----------|----------|----------|----------|----------|----------|----------|----------|
| No. opioid prescriptions | 592,238 | 610,728 | 557,366 | 594,909 | 594,608 | 605,696 | 556,447 | 590,147 | 581,839 | 538,776 | 582,445 | 528,098 | 558,353 |
| No. benzodiazepine prescriptions | 261,765 | 272,265 | 246,446 | 263,650 | 262,961 | 268,187 | 245,490 | 255,646 | 249,429 | 232,344 | 243,965 | 213,747 | 225,490 |
| No. stimulant prescriptions | 194,057 | 207,696 | 188,729 | 205,116 | 202,920 | 192,423 | 159,977 | 170,885 | 183,180 | 170,808 | 178,383 | 158,316 | 160,868 |
| No. opioid patients | 463,351 | 467,695 | 442,682 | 465,811 | 463,844 | 465,621 | 443,901 | 456,409 | 453,424 | 430,542 | 452,073 | 423,489 | 437,800 |
| No. registered users* | 54,021 | 54,606 | 55,167 | 55,811 | 56,272 | 56,613 | 56,924 | 58,032 | 58,889 | 59,746 | 60,204 | 61,224 | 61,773 |
| No. of patient inquiries | 701,535 | 798,202 | 724,795 | 787,683 | 810,151 | 809,959 | 746,668 | 807,971 | 817,645 | 767,423 | 838,197 | 729,851 | 776,065 |

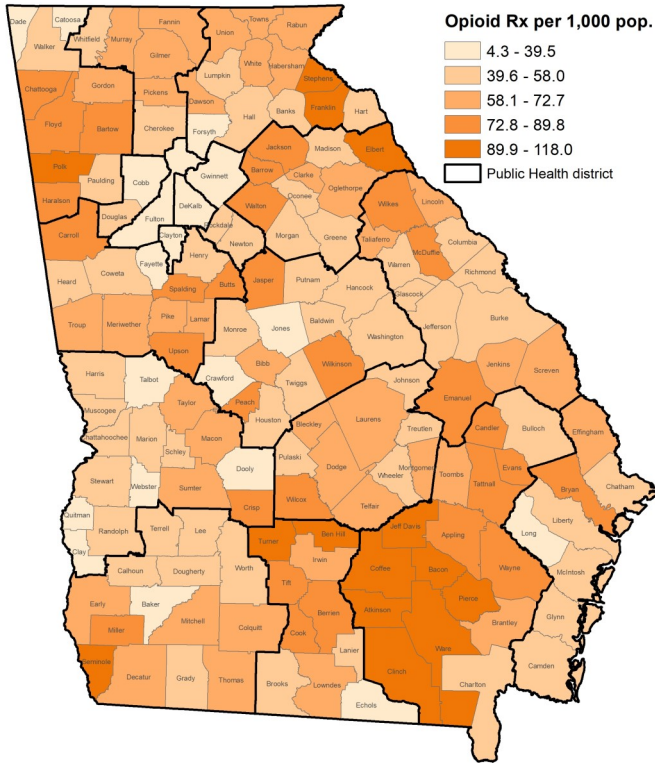
*Indicates the total number of active registered users on the last day of each month

For additional drug surveillance reports please visit the [Georgia DPH Drug Surveillance Unit website](#)

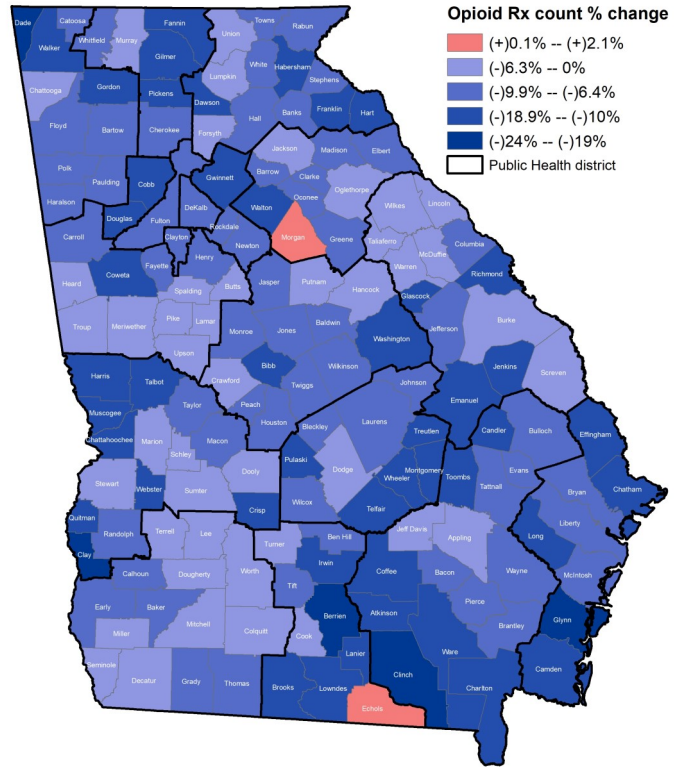


Georgia Prescription Drug Monitoring Program (PDMP) Monthly Report—December 2019

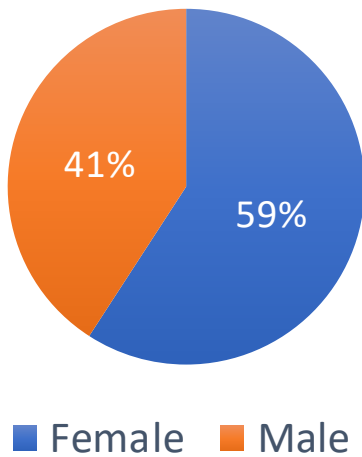
Age-Adjusted Opioid Prescription Rate by County, Georgia - December 2019



Percent Change in Opioid Prescription Count by County, Georgia, Oct - Dec 2019 vs Oct - Dec 2018



Opioid Prescriptions by Sex, Georgia - December 2019



Opioid Prescription Rate by Age, Georgia - December 2019

