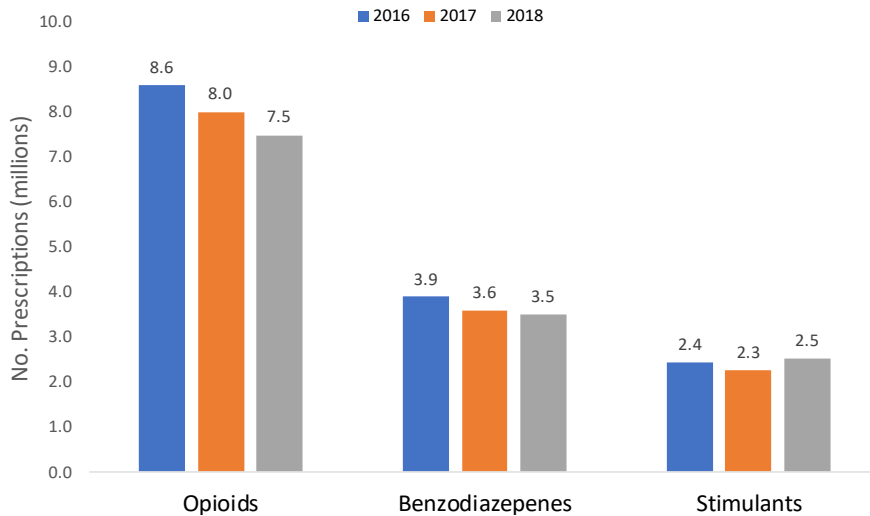


Georgia Prescription Drug Monitoring Program (PDMP) Monthly Report—November 2019

What is the PDMP? The PDMP is an electronic database used to collect, monitor, and analyze prescribing and dispensing data about controlled substances (such as opioids, benzodiazepines and stimulants) in Georgia. The PDMP collects details of every Schedule II – V prescription drug order dispensed in Georgia. The purpose of this report is to describe opioid prescribing patterns in Georgia on a monthly basis. For more information on the PDMP and the indicators included in this report, please refer to pages 2-7 of the most recent annual report [here](#).

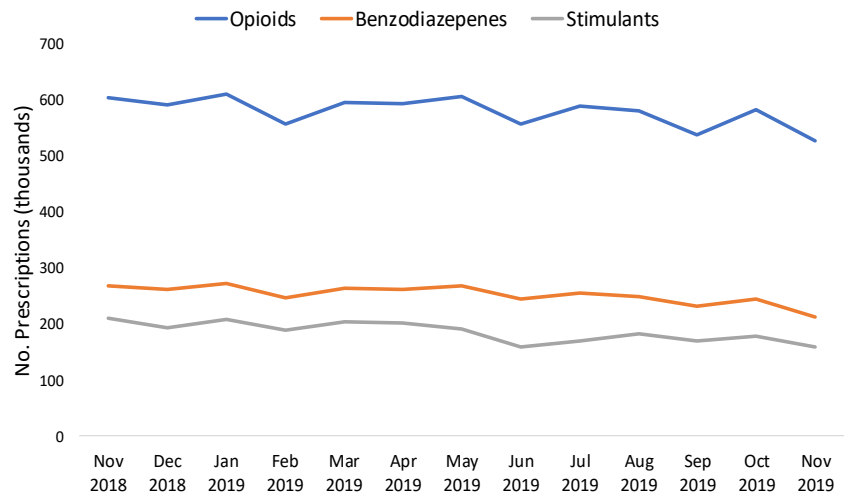
Prescriptions by Drug Type & Year, Georgia, 2016-2018



From 2017 to 2018, the number of opioid prescriptions decreased by 6% and benzodiazepine prescriptions also decreased by 3%. Stimulant prescriptions increased by 12%.

Over the past year, the average number of opioid, benzodiazepine, and stimulant prescriptions dispensed each month has trended downward.

Prescriptions by Drug Type & Month, Georgia, 2018-2019



Prescription Drug Monitoring Program Indicators, Georgia, November 2018 - November 2019

Indicator description	Nov 2018	Dec 2018	Jan 2019	Feb 2019	Mar 2019	Apr 2019	May 2019	Jun 2019	Jul 2019	Aug 2019	Sep 2019	Oct 2019	Nov 2019
No. opioid prescriptions	603,728	592,238	610,728	557,366	594,909	594,608	605,696	556,447	590,147	581,839	538,776	582,445	528,098
No. benzodiazepine prescriptions	267,786	261,765	272,265	246,446	263,650	262,961	268,187	245,490	255,646	249,429	232,344	243,965	213,747
No. stimulant prescriptions	211,283	194,057	207,696	188,729	205,116	202,920	192,423	159,977	170,885	183,180	170,808	178,383	158,316
No. opioid patients	467,440	463,351	467,695	442,682	465,811	463,844	465,621	443,901	456,409	453,424	430,542	452,073	423,489
No. registered users*	53,232	54,021	54,606	55,167	55,811	56,272	56,613	56,924	58,032	58,889	59,746	60,204	61,224
No. of patient inquiries	718,728	701,535	798,202	724,795	787,683	810,151	809,959	746,668	807,971	817,645	767,423	838,197	729,851

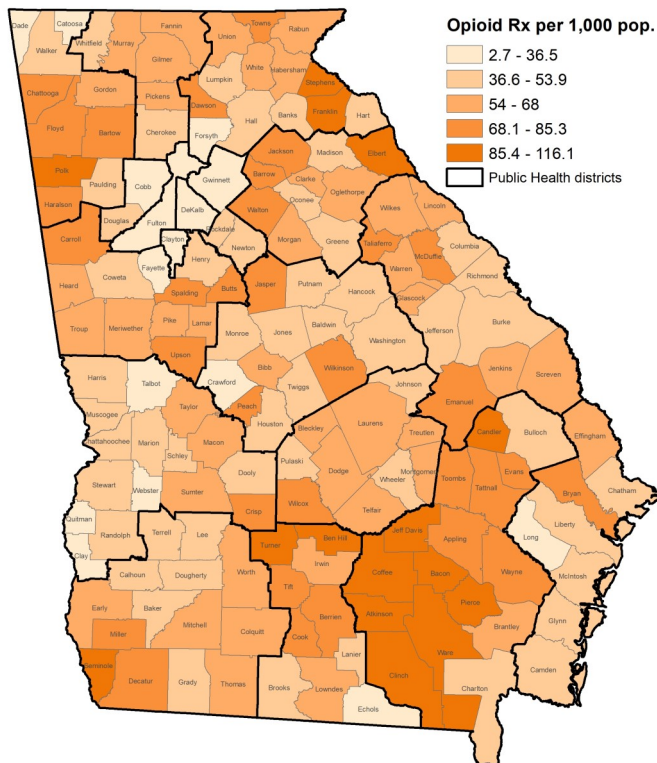
*Indicates the total number of active registered users on the last day of each month

For additional drug surveillance reports please visit the [Georgia DPH Drug Surveillance Unit website](#)

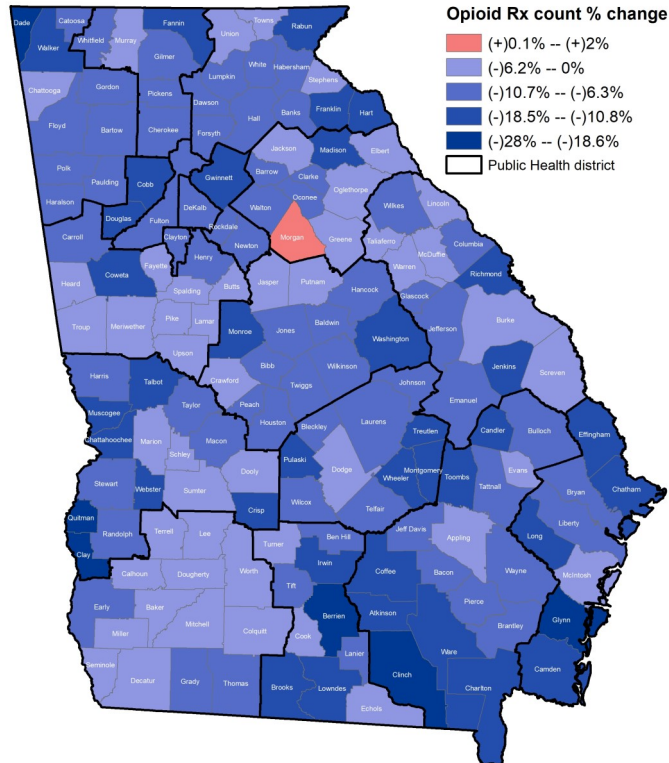


Georgia Prescription Drug Monitoring Program (PDMP) Monthly Report—November 2019

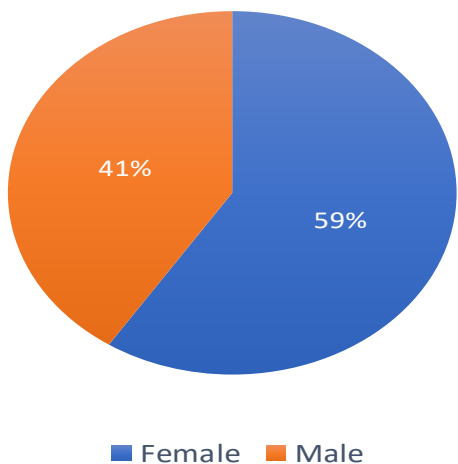
Age-Adjusted Opioid Prescription Rate by County, Georgia - November 2019



Percent Change in Opioid Prescription Count by County, Georgia, Sep - Nov 2019 vs Sep - Nov 2018



Opioid Prescriptions by Sex, Georgia - November 2019



Opioid Prescription Rate by Age, Georgia - November 2019

