

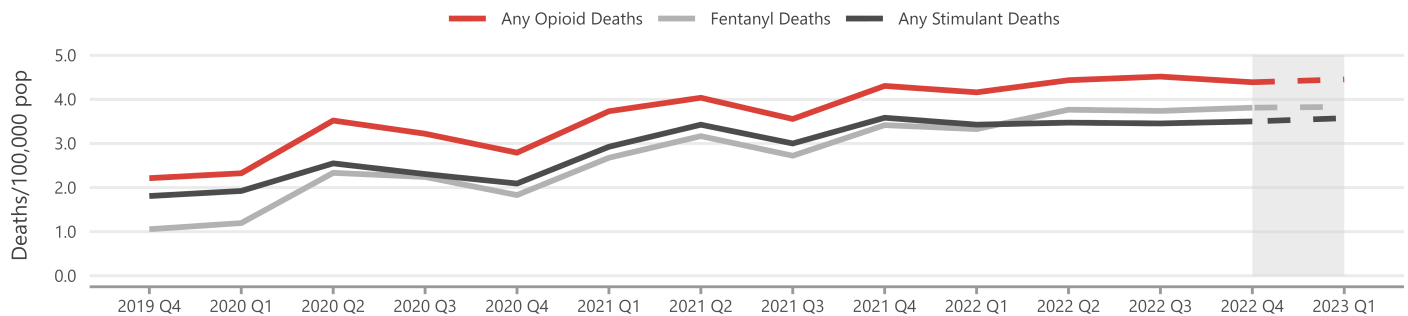
# Preliminary Quarterly Drug Overdose Surveillance Report: Georgia, January - March 2023

**Fatal Drug Overdose (Mortality) Data Source:** Overdose-involved deaths were derived from DPH Vital Records death certificates. Deaths in the most recent quarter are likely undercounted due to reporting lags, numbers will increase in subsequent reports.

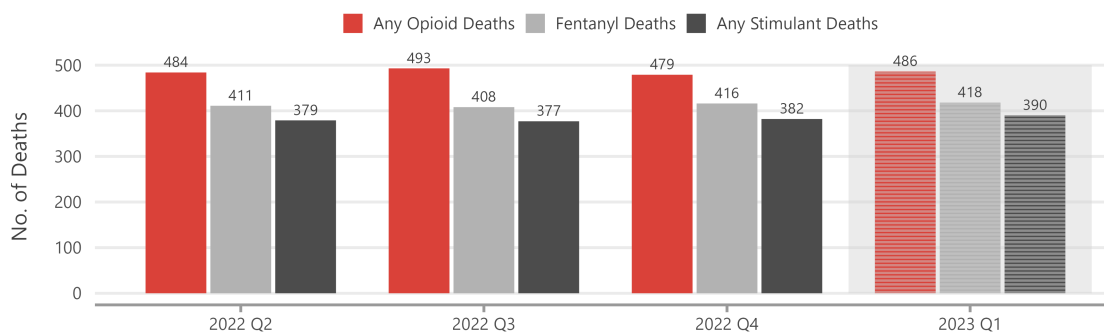
**Nonfatal Drug Overdose (Morbidity) Data Source:** Nonfatal overdose counts were derived from Georgia hospitalization and emergency department (ED) visit discharge data, and includes all ED visits or hospitalizations occurring in a non-Federal acute care hospital in Georgia, among Georgia residents, with a discharge diagnosis indicating acute drug overdose during 2019-2023.

**Case Definitions:** Please see detailed case definitions [here](#). Q1: January-March, Q2: April-June, Q3: July-September, Q4: October-December.

### Quarterly Drug-Involved Overdose Death Rates, by Drug Type, Georgia Residents, 2019 Q4-2023 Q1

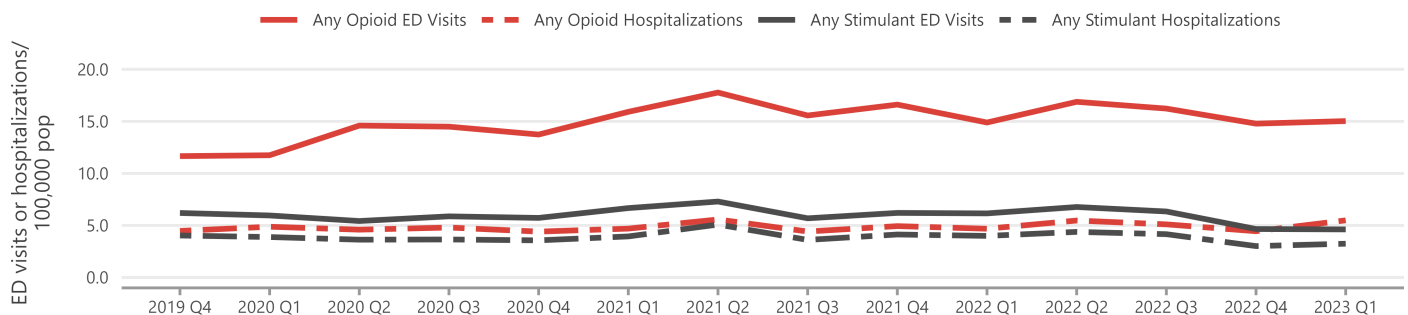


### Quarterly Drug-Involved Overdose Deaths, by Drug Type, Georgia Residents, 2022 Q2-2023 Q1



Deaths in the most recent quarter (shaded gray in figures above, left) are likely undercounted due to reporting lags. Numbers will increase in subsequent reports.

### Quarterly Drug-Involved Overdose Emergency Department (ED) Visit and Hospitalization Rates, by Drug Type, Georgia Residents, 2019 Q4-2023 Q1



### Quarterly Drug-Involved Overdose Emergency Department Visits and Hospitalizations, by Drug Type, Georgia Residents, 2022 Q2-2023 Q1

