

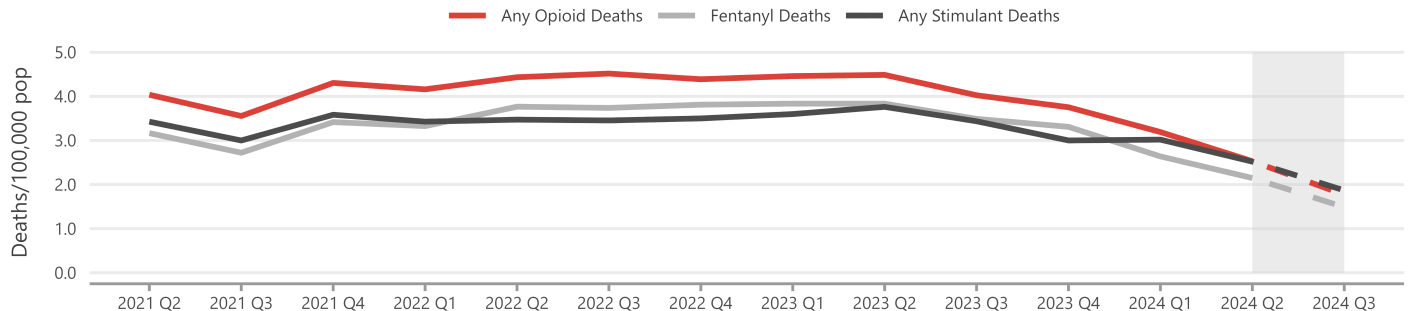
Preliminary Quarterly Drug Overdose Surveillance Report: Georgia, July – September 2024

Fatal Drug Overdose (Mortality) Data Source: Overdose-involved deaths were derived from DPH Vital Records death certificates. Deaths in the most recent quarter are likely undercounted due to reporting lags, numbers will increase in subsequent reports.

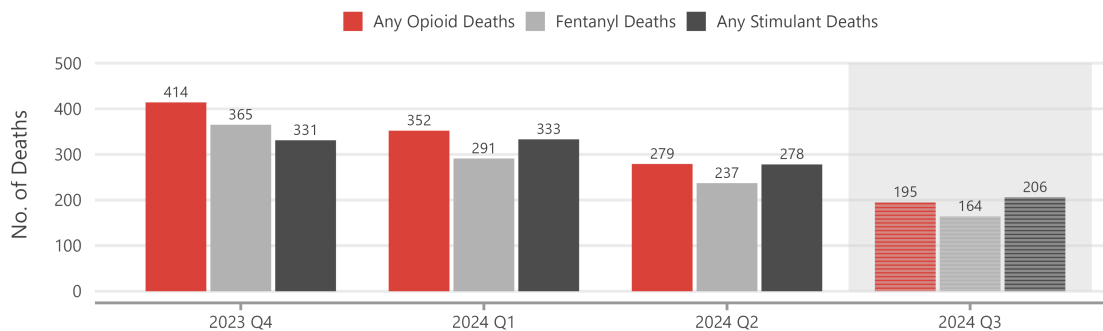
Nonfatal Drug Overdose (Morbidity) Data Source: Nonfatal overdose counts were derived from Georgia hospitalization and emergency department (ED) visit discharge data, and includes all ED visits or hospitalizations occurring in a non-Federal acute care hospital in Georgia, among Georgia residents, with a discharge diagnosis indicating acute drug overdose.

Case Definitions: Please see detailed case definitions [here](#). Q1: January-March, Q2: April-June, Q3: July-September, Q4: October-December.

Quarterly Drug-Involved Overdose Death Rates, by Drug Type, Georgia Residents, 2021 Q2-2024 Q3

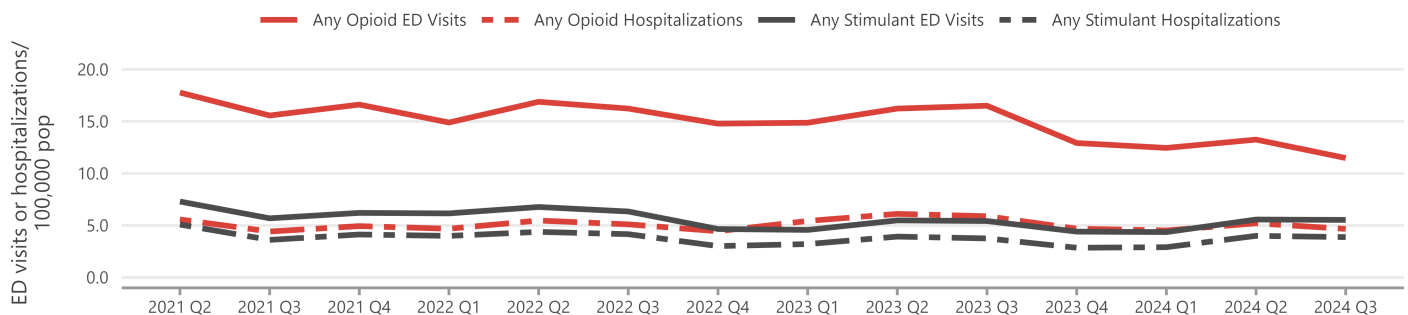


Quarterly Drug-Involved Overdose Deaths, by Drug Type, Georgia Residents, 2023 Q4-2024 Q3



Deaths in the most recent quarter (shaded gray in figures above, left) are likely undercounted due to reporting lags. Numbers will increase in subsequent reports.

Quarterly Drug-Involved Overdose Emergency Department (ED) Visit and Hospitalization Rates, by Drug Type, Georgia Residents, 2021 Q2-2024 Q3



Quarterly Drug-Involved Overdose Emergency Department Visits and Hospitalizations, by Drug Type, Georgia Residents, 2023 Q4-2024 Q3

