

Tobacco Use in East Central Health District*:

2014 Data Summary

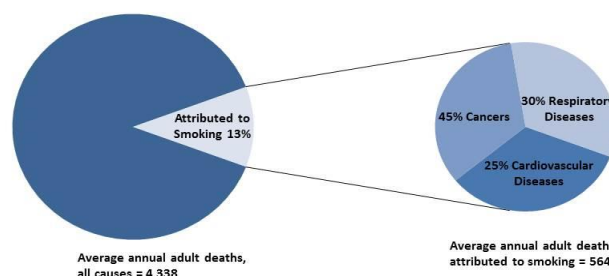
Cigarette Smoking and Smoking-attributable Mortality in the 6-0 East Central (Augusta) Health District during 2008-2013

- The prevalence of smoking among adults aged 18 years and older in overall (20%; 79,000 adults) was higher than both the Georgia (19%; 1.35 million adults) and the national (18%; 42 million adults) prevalence.
- Cigarette smoking was higher among males (26%; 52,000) than among females (14%; 28,000).
- Cigarette smoking was higher among Non-Hispanic (NH) Black (23%; 36,000) than Non-Hispanic (NH) White adults (18%; 37,000).
- Approximately 13% (564) of all deaths among adults aged 35 years and older were attributed to cigarette smoking.
- Annually, about 564 of 1,709 deaths among adults aged 35 years and older were attributable to smoking (Figure 1). Of these,
 - o 264 of 433 deaths were due to cancer.
 - o 182 of 304 deaths were due to respiratory disease.
 - o 146 of 972 deaths were due to cardiovascular disease.

Lung Cancer Incidence among Adults Aged 35 Years and Older in the Augusta Health District and Georgia as a whole during 2008-2013

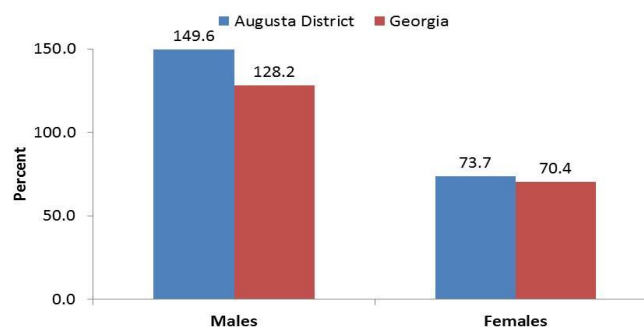
- The age-adjusted lung cancer incidence rate among males (149.6 per 100,000; 809 deaths) was significantly^a higher than the state lung cancer incidence rate (128.2 per 100,000; 12,920 deaths).
- The age-adjusted lung cancer incidence rate among females (73.7 per 100,000; 514 deaths) was higher than the state lung cancer incidence rate among females (70.4 per 100,000; 9,281 deaths) (Figure 2).

Figure 1. Smoking-attributable Mortality among Adults Aged 35 Years and Older, Augusta Health District, 2008-2013*



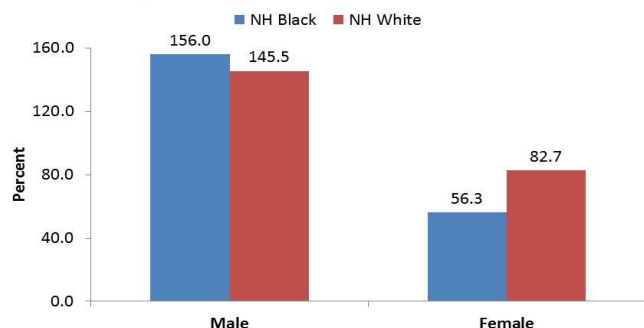
Source: 2008, 2010-2013 SAMMEC
*Because of data quality issues, 2009 mortality data are not used for analysis.

Figure 2. Age-Adjusted Lung Cancer Incidence Rate among Adults Aged 35 Years and Older, Augusta Health District and Georgia, 2008-2013*



Source: 2008, 2010-2013 Georgia Comprehensive Cancer Registry (GCCR)
* Because of data quality issues, 2009 mortality data are not used for analysis.

Figure 3. Age-Adjusted Lung Cancer Incidence Rate among Adults Aged 35 Years and Older, by Race and Sex, Augusta Health District, 2008-2013*



Source: 2008, 2010-2013 Georgia Comprehensive Cancer Registry (GCCR)
* Because of data quality issues, 2009 mortality data are not used for analysis.

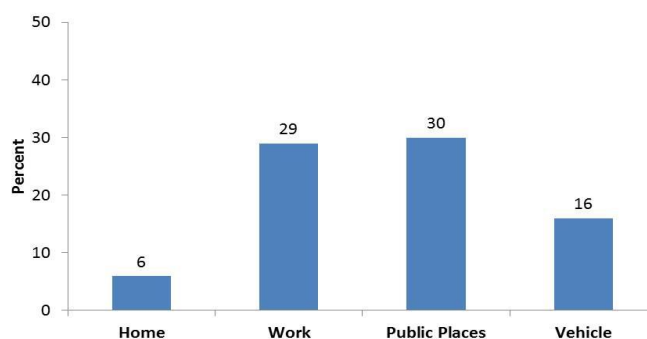


- In the Augusta Health District, the lung cancer incidence rate among NH Black males (156.0 per 100,000; 277 deaths) was significantly higher than the lung cancer incidence rate among NH White males (145.5 per 100,000; 523 deaths) (Figure 3).
- The lung cancer incidence rate for NH White females (82.7 per 100,000; 366 deaths) was higher than for NH Black females (56.3 per 100,000; 139 deaths) (Figure 3).

Secondhand Smoke Exposure in the Augusta Health District in 2014

- Approximately 46% (221,000) of Augusta Health District adults were exposed to secondhand smoke^b which was more than the statewide prevalence of secondhand smoke exposure (45%; 5.3 million).
- Adults were significantly more likely to be exposed to secondhand smoke in public places (30%; 138,000) than in the workplace (29%; 75,000), in a vehicle (16%; 78,000), and at home (6%; 31,000) (Figure 4).
- Secondhand smoke exposure was higher among females (48%; 111,000) than males (45%; 111,000).

Figure 4. Exposure to Secondhand Smoke by Location, Augusta Health District, 2014



Source: 2014 Adult Tobacco Survey (ATS)

- NH Black adults (46%; 61,000) were similar to NH White adults (45%; 120,000) to be exposed to secondhand smoke.
- Adults with less than a college degree (57%; 86,000) were more likely to be exposed to secondhand smoke than college graduates (36%; 48,000).
- Overall, the percent of adults in Augusta Health District who support strict enforcement of tobacco use policies in indoor/outdoor public places^c increased from 90% (275,000) in 2009-2010 to 96% (448,000) in 2013.

*Augusta Health District: Burke, Columbia, Emanuel, Glascock, Jefferson, Jenkins, Lincoln, McDuffie, Richmond, Screven, Taliaferro, Warren, and Wilkes Counties

^aStatistically significant based on comparison of 95% confidence intervals

^bSecondhand smoke exposure includes exposure at home, work, public place, or vehicle

^cResults based on 2014 ATS question, "Should policies that don't allow tobacco use in indoor or outdoor public places be strictly enforced?" Yes or No

Definitions

1. Adults are defined as civilian persons aged 18 years and older, unless otherwise stated.
2. Cigarette smokers are defined as those who have smoked at least 100 cigarettes in their lifetime and are currently smoking.
3. Lung cancer incidence rates are age-adjusted to the 2000 U.S. standard population.

Data sources

1. 2013 Georgia Behavioral Risk Factor Surveillance System (BRFSS)
2. Georgia Vital Statistics, 2008, 2010-2013; CDC SAMMEC web application (<http://apps.nccd.cdc.gov/sammecc/>)
3. CDC. Current Cigarette Smoking Among Adults – United States, 2013; Available at: http://www.cdc.gov/tobacco/data_statistics/fact_sheets/adult_data/cig_smoking/index.htm#national
4. Georgia Comprehensive Cancer Registry (GCCR), 2008, 2010-2013
5. 2009-2010 National Adult Tobacco Survey (NATS) and 2014 Adult Tobacco Survey (ATS)