

Georgia Weekly Influenza Report

MMWR Week 15

Updated 4/20/2018

Week 15 (April 8 — April 14, 2018) Synopsis

During week 15 there was **LOW** influenza-like illness intensity with **LOCAL** occurrences throughout Georgia.

- **Outpatient Illness Surveillance (ILINet):** The proportion of outpatient visits for ILI was **2.5%**, which is **above** the regional baseline of 1.9%.
- **Geographic Spread of Influenza:** The geographic spread of influenza in Georgia was **LOCAL** during week 15.
- **Metro Area Hospitalizations:** There were 2 hospitalizations due to influenza infection during week 15. There have been 3,037 hospitalizations due to influenza so far this season.
- **Influenza Related Deaths:** As of week 15, there have been 145 confirmed influenza-associated deaths (4 pediatric) for the 2017-2018 season.
- **Viral Surveillance:** Of the **231** specimens tested by Georgia clinical laboratories reporting to the National Respiratory and Enteric Virus Surveillance System (NREVSS) during week 15, 17 (**7%**) were positive for influenza. Public Health Laboratories tested 4 specimens during week 15, 0 specimens was positive for influenza.
- **Reported Influenza Outbreaks:** There have been **164** influenza outbreaks reported to DPH so far this season.
- **RSV Viral Surveillance:** Of the **65** specimens tested and reported by the Georgia Public Health Laboratory (GPHL) and the National Respiratory and Enteric Virus Surveillance System (NREVSS) collaborating laboratories during week 15, the percent positive of **ALL** laboratory tests was **2%**.

Flu News

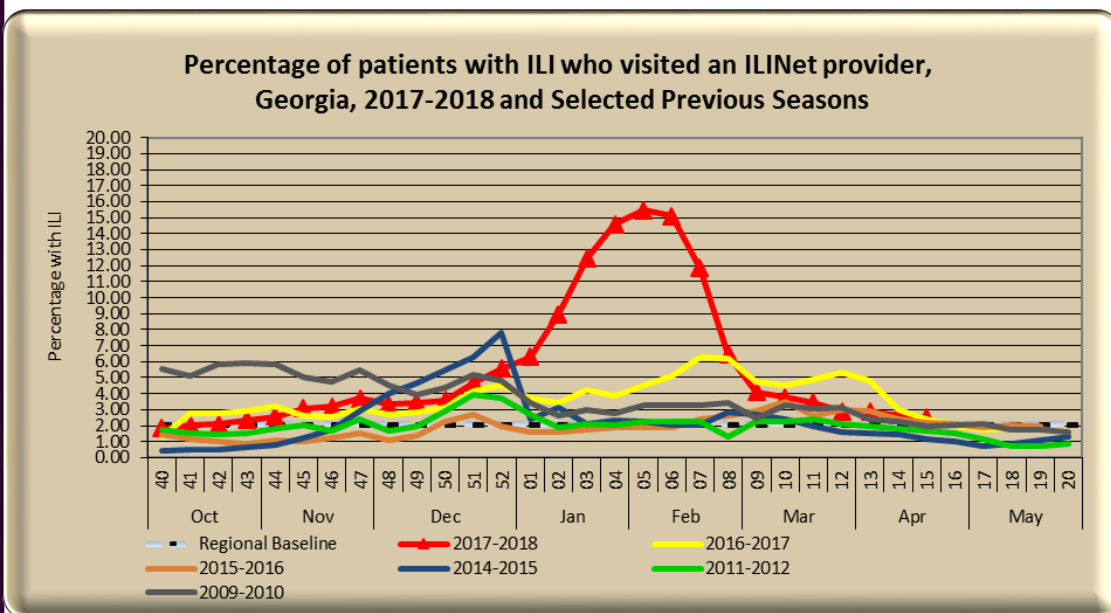
[Health Map Vaccine Finder](#)

[News Scan: Lingerin flu in Europe; Lassa in Nigeria, Liberia](#)

**GEORGIA
DEPARTMENT OF
PUBLIC HEALTH**

Percentage of patients with ILI reported by ILINet providers
(Volunteer providers who report percentage of patients with ILI seen by their practice or facility weekly. This week there are currently **48** ILINet providers reporting in Georgia.)

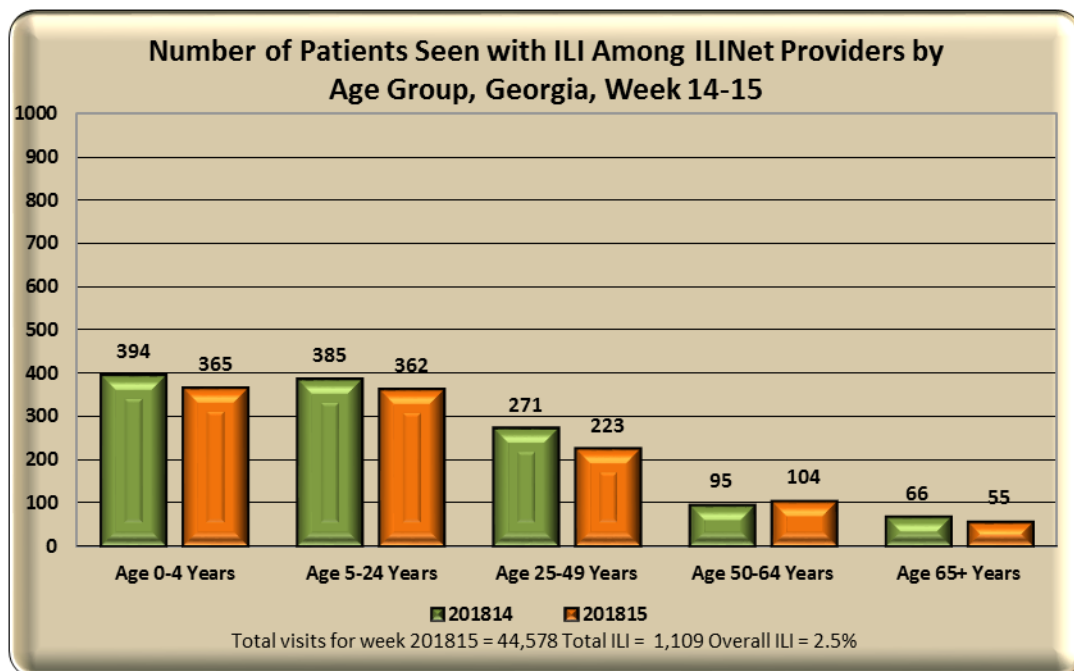
ILINet Provider Network Data



This Week: **2.5%** of patients seen in ILINet Provider offices were seen with ILI.

Note: The Georgia baseline is formulated by averaging ILI percentage during weeks of endemic activity determined by laboratory results for influenza.

ILINet Patient Visits By Age Group



ILINet patient visits by age group

This graph displays the number of patients seen at sentinel provider offices and diagnosed with ILI in the past week. The data are stratified by age-group.

During **week 15** those 0 – 49 years of age were most often seen with ILI symptoms by ILINet providers.

**GEORGIA
DEPARTMENT OF
PUBLIC HEALTH**

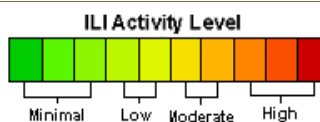
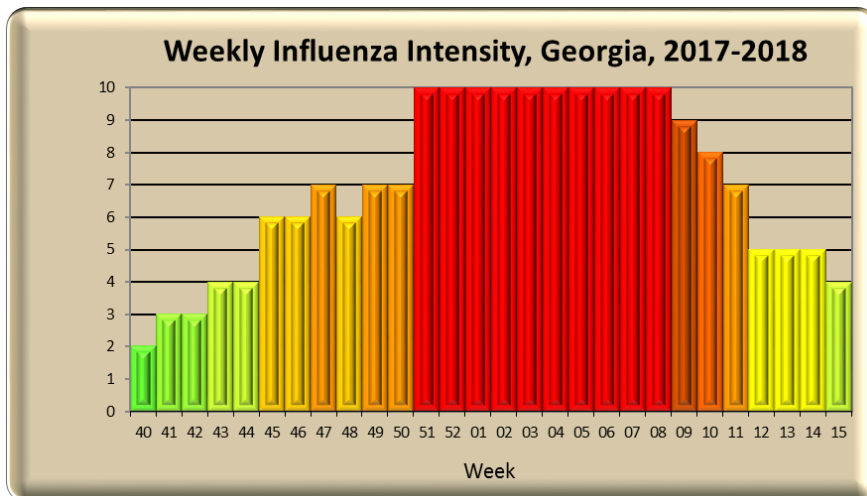
ILI Activity Level Indicator - ILINet

(This graph uses the proportion of outpatient visits for ILI to measure the ILI severity in Georgia.) For a national view, visit <http://cdc.gov/flu/weekly/>)

Georgia ILI Intensity Indicator

ILI Activity Levels (1 - 10) correspond to the number of standard deviations away from the 3-year mean for the current week.

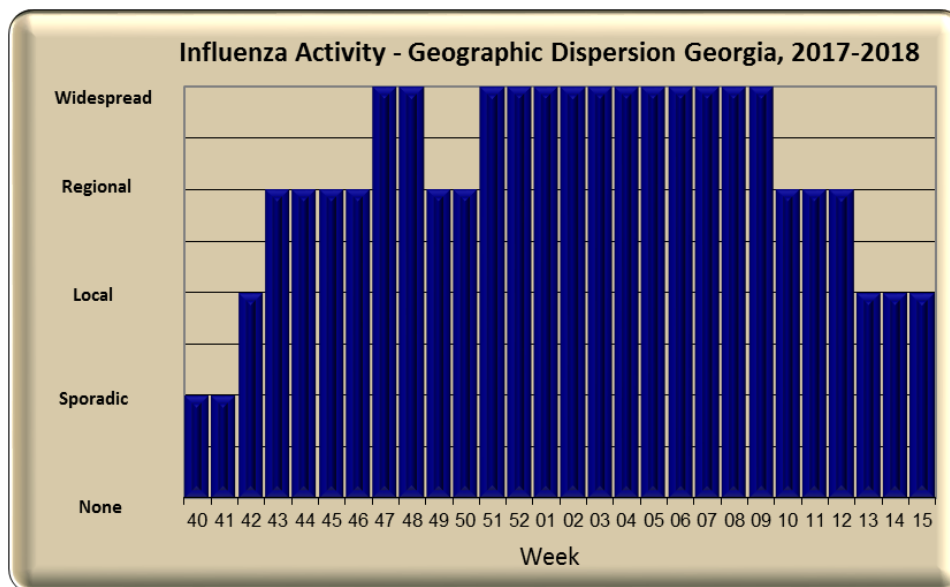
This week the intensity level is: **Low = 4**



Council of State and Territorial Epidemiologists Report – Geographic Dispersion

(This graph reflects geographic dispersion and is not an indicator of influenza severity)

Georgia ILI Geographic Dispersion



This Week's Flu Code is:

LOCAL

Increased ILI in 1 region; ILI activity in other regions is not increased

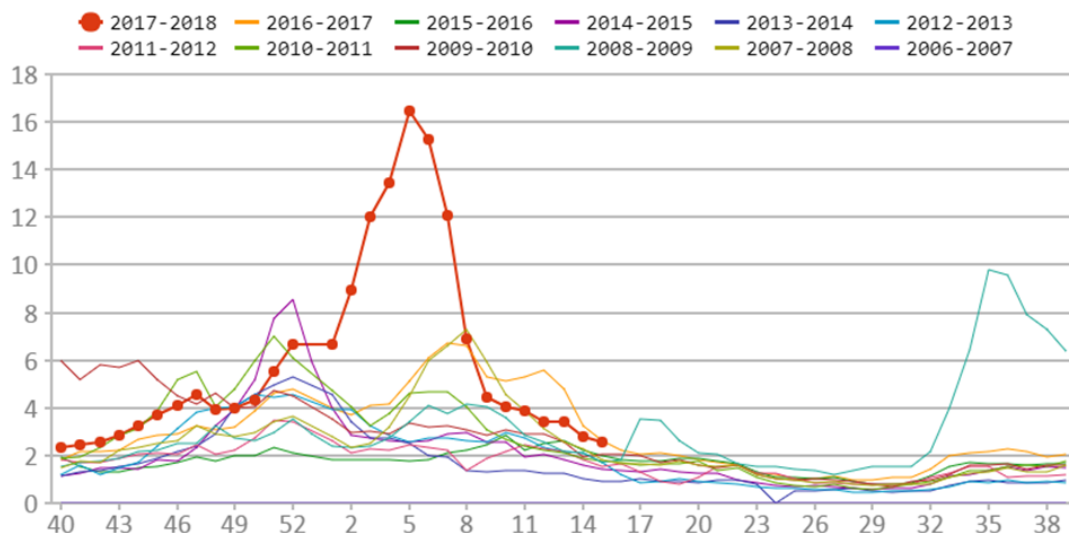
And recent (within the past 3 weeks) lab evidence of influenza in region with increased ILI **OR**

2 or more institutional outbreaks (ILI or lab confirmed) in 1 region; ILI activity in other regions is not increased **And** recent (within the past 3 weeks) lab evidence of influenza in region with the outbreaks; virus activity is no greater than sporadic in other regions

GEORGIA
DEPARTMENT OF
PUBLIC HEALTH

Syndromic Surveillance
Data Daily Influenza-like
Illness Syndrome
(percentage of ILI visits)

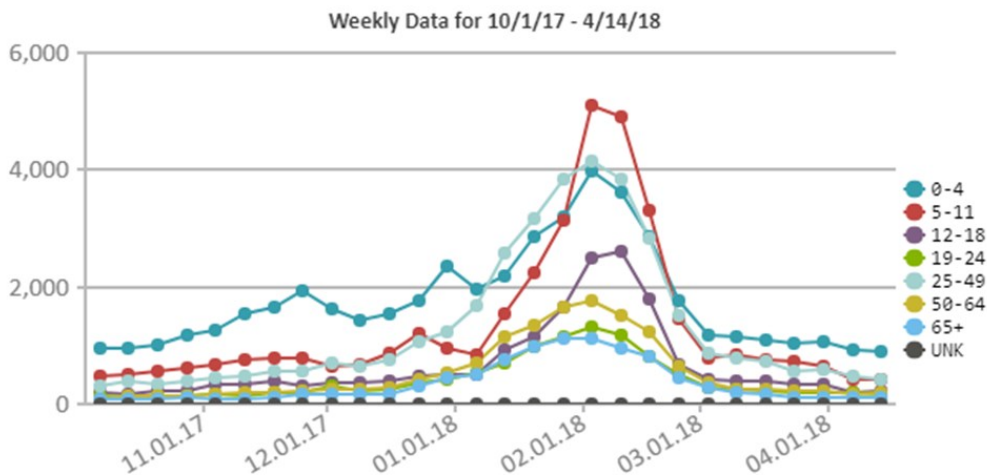
Percent of ILI Visits to Georgia Emergency Departments by MMWR Week



During **week 15** the weekly percentage of patients seen for ILI in Georgia Emergency Departments reporting to our syndromic surveillance system remained steady at 2.6% compared to the previous week (from 2.8% during week 14).

Number of Patient Visits with ILI Syndrome by Age Group

Syndromic Surveillance
Data Weekly Influenza-like
Illness Syndrome
(Number of ILI visits by Age
Group)

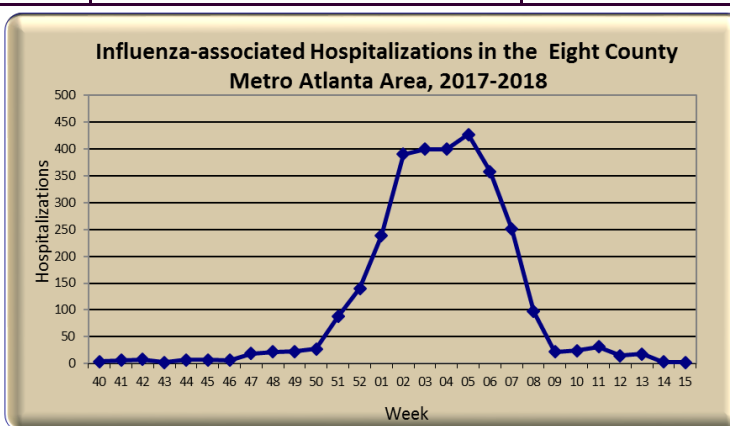


GEORGIA
DEPARTMENT OF
PUBLIC HEALTH

****Georgia Influenza-Associated Hospitalizations**

| Age Group | Number of Hospitalizations (8- County Metro-Area Only) | Cases/100,000 |
|-----------|---|---------------|
| 0 - 4 | 204 | 75.88 |
| 5 -17 | 151 | 20.63 |
| 18 - 49 | 626 | 33.96 |
| 50 - 64 | 668 | 91.44 |
| 65+ | 1,388 | 337.37 |
| Unknown | 0 | N/A |
| Total | 3,037 | 76.08 |

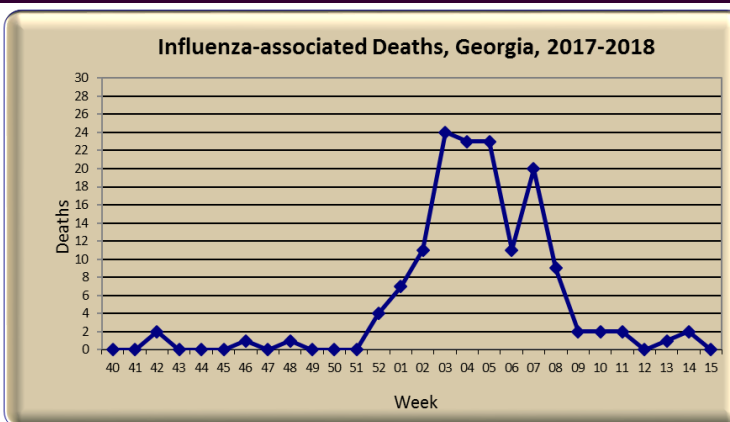
Influenza Hospitalizations in the eight county metro Atlanta area 2017-2018 (Emerging Infections Program data)



Georgia Influenza-Associated Deaths

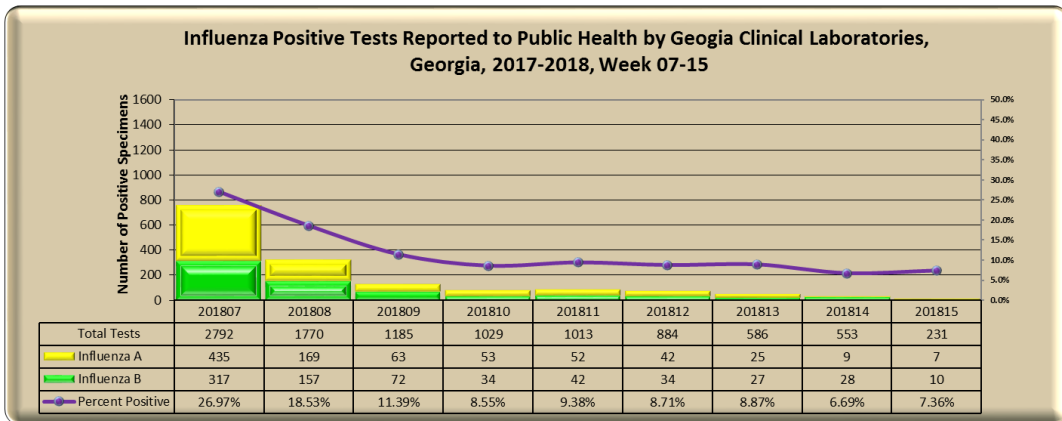
| Age Group | Number of Deaths |
|-----------|------------------|
| 0 - 4 | 0 |
| 5 -17 | 4 |
| 18 - 51 | 15 |
| 51 - 64 | 25 |
| 65+ | 101 |
| Total | 145 |

Influenza-Associated Deaths 2017-2018 Statewide (Influenza-associated deaths are a notifiable condition in Georgia)



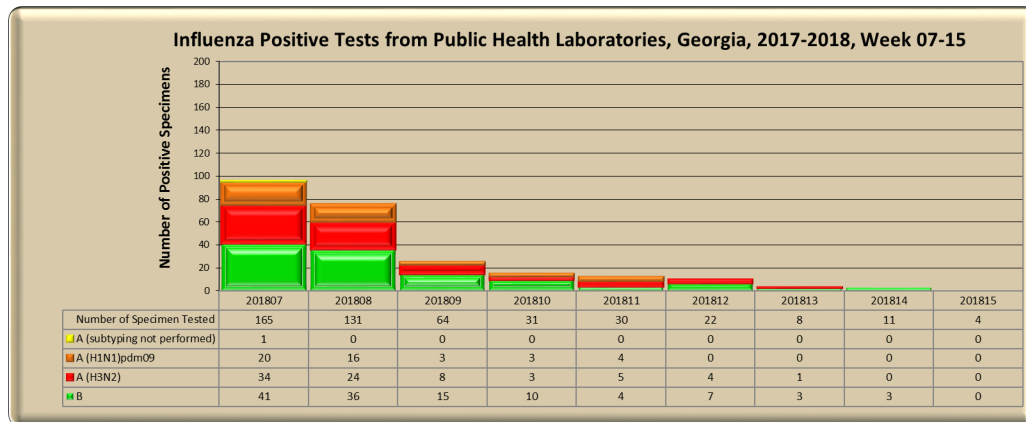
**GEORGIA
DEPARTMENT OF
PUBLIC HEALTH**

Georgia Virologic Surveillance Data



During **week 15** Georgia clinical laboratories reporting to NREVSS tested 231 specimens for influenza, 17 (7%) were positive. Both influenza A and B were identified.

Note: No subtyping information will be released from clinical laboratories



Public Health Laboratories tested 4 specimens for influenza during **week 15**, 0 specimens were positive for influenza.

Georgia threshold of RSV season on-set and end

RSV season onset is defined as the first week of two (2) consecutive weeks when the percent positive of **ALL** lab confirmed tests are greater than or equal to 10%. The end of RSV season is now defined as the first week of two consecutive weeks when the percent positive of **ALL** lab confirmed tests are less than 10%.

RSV Season Status: OFF

Respiratory Syncytial Virus (RSV) Surveillance Data

