

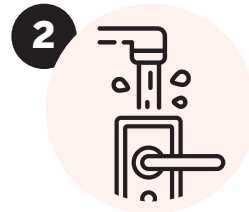
**Cleaning, sanitizing, and disinfecting** high touch surfaces in your home or business is an important step to protecting yourself and others from illness and disease.

### Cleaning

Clean surfaces to remove visible dirt and debris prior to sanitizing or disinfecting.



**1** Wash surfaces with soap + warm water



**2** Rinse thoroughly

### Sanitizing + Disinfecting

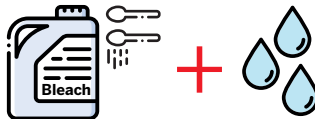
#### Sanitize

**100 ppm**

Food-contact surfaces

Reduce the number of germs to a safe level.

#### 1 5.25-6.00% Bleach:



2 tsp bleach + 1 gallon water

#### 2 8.25% Bleach Solutions:



1 tsp bleach + 1 gallon water

#### Disinfect

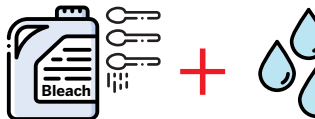
**600 ppm**

Hard surfaces

(e.g. toilets, doorknobs, sinks)

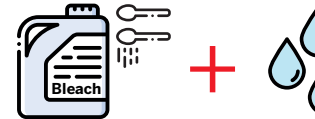
Kill germs on surfaces and objects.

#### 1 5.25-6.00% Bleach:



3 tsp bleach + 1 gallon water

#### 2 8.25% Bleach Solutions:



2 tsp bleach + 1 gallon water

#### Special Clean-up

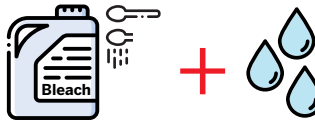
**5000 ppm**

Bodily fluids

(e.g. blood, vomit, diarrhea)

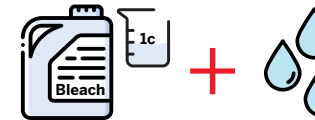
Disinfect surfaces and objects contaminated with blood and bodily fluids.

#### 1 5.25-6.00% Bleach:



1 ½ tsp bleach + 1 gallon water

#### 2 8.25% Bleach Solutions:



1 cup bleach + 1 gallon water

### Important Tips

- NEVER** mix bleach with anything but plain water.
- Use bleach solutions in well-ventilated areas.
- Mix bleach solution fresh daily to ensure effectiveness.
- Verify concentrations with a chlorine test strip.
- Allow surfaces to air dry after sanitizing or disinfecting.
- For safety, always add bleach to water, not water to bleach.

For more information on safe cleaning, visit:

[www.dph.georgia.gov/chemical-hazards](http://www.dph.georgia.gov/chemical-hazards)