

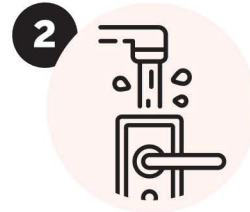
Cleaning, sanitizing, and disinfecting high touch surfaces in your home or business is an important step to protecting yourself and others from illness and disease.

Cleaning

Clean surfaces to remove visible dirt and debris prior to sanitizing or disinfecting.



1 Wash surfaces with soap + warm water



2 Rinse thoroughly

Sanitizing + Disinfecting


Sanitize

100 ppm

Food-contact surfaces

Reduce the number of germs to a safe level.

1 5.25-6.00% Bleach:



2 tsp bleach + 1 gallon water

2 8.25% Bleach Solutions:



1 tsp bleach + 1 gallon water

Disinfect

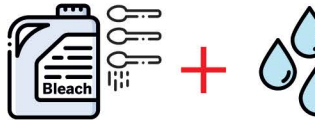
600 ppm

Hard surfaces

(e.g. toilets, doorknobs, sinks)

Kill germs on surfaces and objects.

1 5.25-6.00% Bleach:



3 tbsp bleach + 1 gallon water

2 8.25% Bleach Solutions:



2 tbsp bleach + 1 gallon water

Special Clean-up

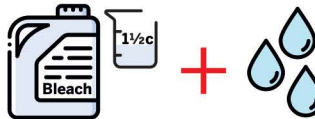
5000 ppm

Bodily fluids

(e.g. blood, vomit, diarrhea)

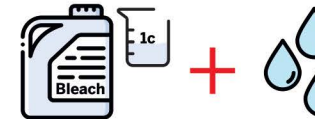
Disinfect surfaces and objects contaminated with blood and bodily fluids.

1 5.25-6.00% Bleach:



1 1/2 cups bleach + 1 gallon water

2 8.25% Bleach Solutions:



1 cup bleach + 1 gallon water

Important Tips

- NEVER** mix bleach with anything but plain water.
- Use bleach solutions in well-ventilated areas.
- Mix bleach solution fresh daily to ensure effectiveness.
- Verify concentrations with a chlorine test strip.
- Allow surfaces to air dry after sanitizing or disinfecting.
- For safety, always add bleach to water, not water to bleach.

For more information on safe cleaning, visit:

www.dph.georgia.gov/chemical-hazards