

# 2007 Georgia Data Summary:

# VIOLENT DEATH REPORTING SYSTEM



Types of violent death included: Suicide, homicide, unintentional firearm injury, legal intervention, and deaths of undetermined intent.

## GEORGIA'S VIOLENT DEATH REPORTING, TYPE, AND LOCATION

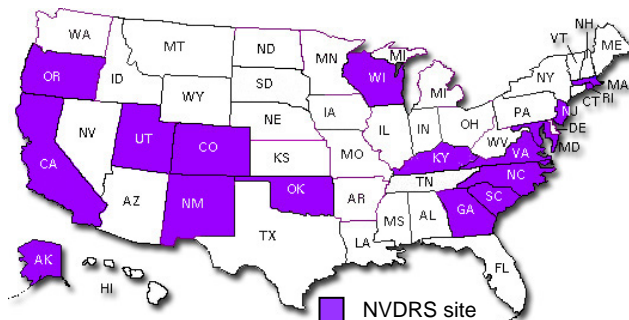
### DESCRIPTION

- The Georgia Violent Death Reporting System (GVDRS) is part of the National Violent Death Reporting System (NVDRS)
- Funded by the Centers for Disease Control and Prevention, National Center for Injury Prevention and Control (CDC/NCIPC)
- Population-based system which is able to report on multi-victim incidents as well as on individual persons (victims and suspects)

### MULTIPLE SOURCES OF DATA

- Death certificates
- Medical examiner and/or coroner records
- Police records
- Supplemental homicide reports
- Crime laboratory records

### CURRENT STATES PARTICIPATING IN NVDRS



### NVDRS GOALS

- Inform decision makers about the magnitude, trends and characteristics of violent death
- Evaluate and continue to improve state-based violence prevention policies and programs

### NUMBER OF GEORGIA RESIDENT VICTIMS BY TYPE, 2004

Type of Violent Death	2004	
	#	%
Suicide	1,024	54
Homicide	676	35
Undetermined intent	153	8
Unintentional firearm injury	29	1
Legal intervention	31	2
<b>Total</b>	<b>1,913</b>	<b>100</b>

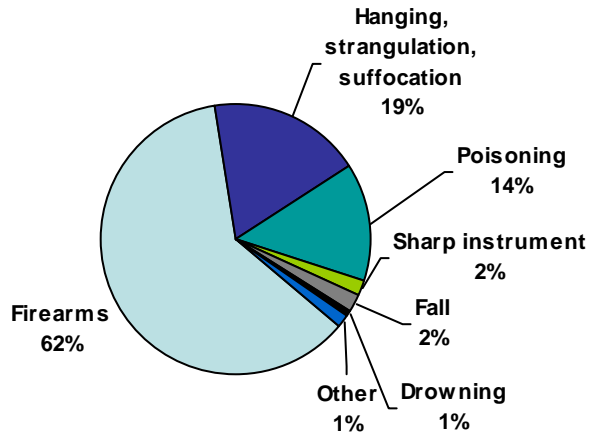
### SUICIDE AND HOMICIDE BY GEORGIA PUBLIC HEALTH DISTRICT, 2004

Public Health District	Suicide		Homicide	
	#	Rate	#	Rate
1-1 Northwest (Rome)	76	13.3	35	6.1
1-2 North Georgia (Dalton)	41	10.8	17	4.5
2 North (Gainesville)	65	12.3	14	2.6
3-1 Cobb-Douglas	77	10.1	30	3.9
3-2 Fulton	93	10.3	141	15.6
3-3 Clayton County (Morrow)	25	9.5	28	10.6
3-4 East Metro (Lawrenceville)	79	9.2	42	4.9
3-5 DeKalb	80	11.9	76	11.3
4 LaGrange	83	11.8	33	4.7
5-1 South Central (Dublin)	21	14.8	8	5.6
5-2 North Central (Macon)	65	13.1	39	7.9
6 East Central (Augusta)	50	11.5	27	6.2
7 West Central (Columbus)	34	9.5	39	11.0
8-1 South (Valdosta)	32	13.7	16	6.9
8-2 Southwest (Albany)	38	10.5	29	8.1
9-1 East (Savannah)	37	13.1	32	11.3
9-2 Southeast (Waycross)	42	12.6	26	7.8
9-3 Coastal (Brunswick)	22	9.7	13	5.7
10 Northeast (Athens)	59	14.5	24	5.9
Other GA Residents	5	---	7	---
<b>Total</b>	<b>1,024</b>	<b>11.5</b>	<b>676</b>	<b>7.6</b>

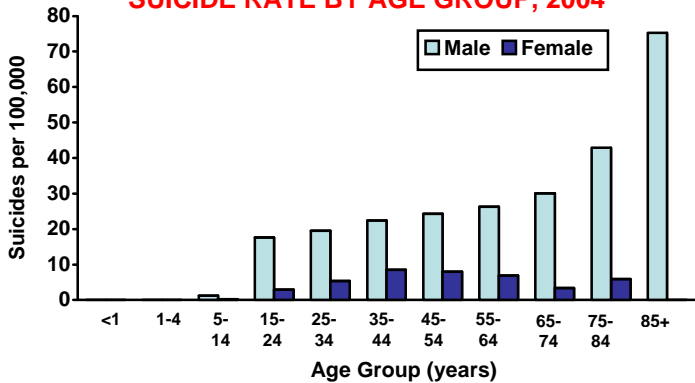
Note: Rates are per 100,000 population. These are crude rates rather than age-adjusted rates.

# SUICIDE

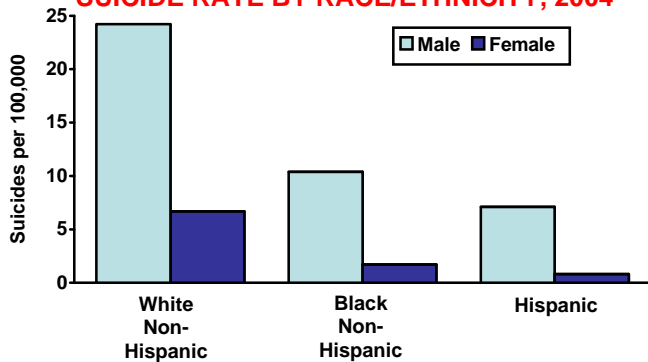
## SUICIDE BY METHOD, 2004



## SUICIDE RATE BY AGE GROUP, 2004



## SUICIDE RATE BY RACE/ETHNICITY, 2004



## TOP SUICIDE CIRCUMSTANCES,\* 2004

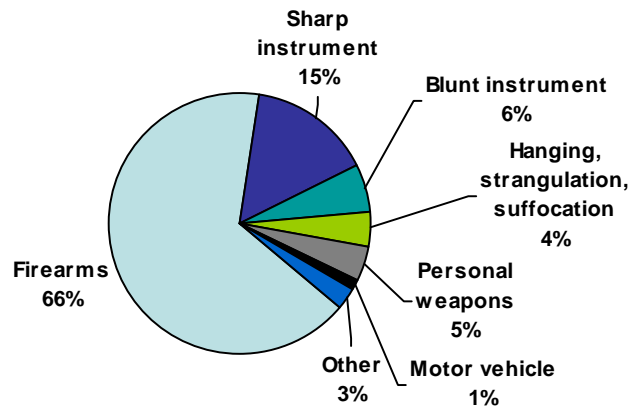
Current mental health problem	36%
Crisis within the past two weeks	30%
Person left a suicide note	28%
Intimate partner problem	24%
Current depressed mood	24%
Disclosed intent to commit suicide	22%
Ever treated for mental illness	21%
Current treatment for mental illness	18%

\* Note: Circumstances were known for 79% of suicides; categories were not mutually exclusive.

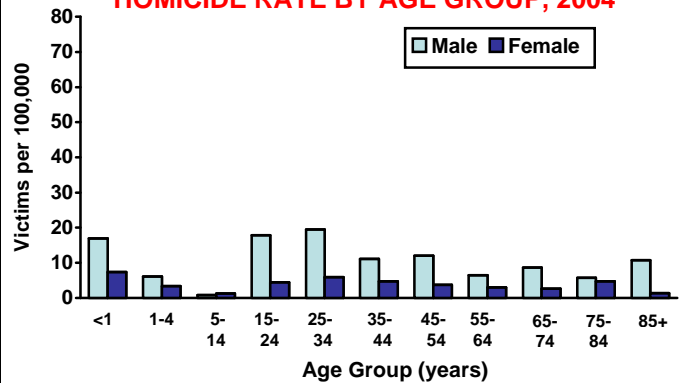
Date updated: July 2007  
Publication number: DPH07.084HW

# HOMICIDE

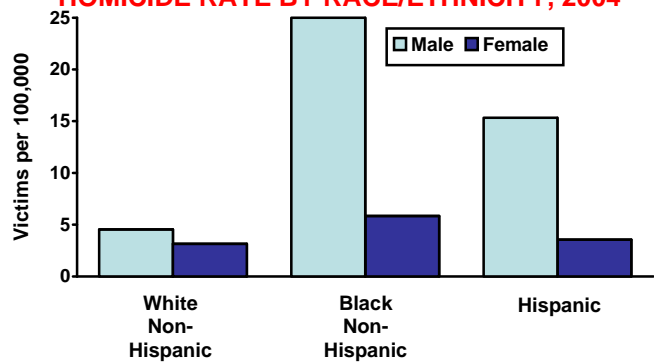
## HOMICIDE BY METHOD, 2004



## HOMICIDE RATE BY AGE GROUP, 2004



## HOMICIDE RATE BY RACE/ETHNICITY, 2004



## TOP HOMICIDE CIRCUMSTANCES,\* 2004

Involved other argument, abuse, or conflict	42%
Associated with another crime	19%
Intimate partner violence	19%
Drug-related	18%
Another crime was in progress	16%

\* Note: Circumstances were known for 58% of homicides; categories were not mutually exclusive.

## DATA SOURCES

- Georgia Violent Death Reporting System  
[www.health.state.ga.us/epi/cdiee/gvdrs.asp](http://www.health.state.ga.us/epi/cdiee/gvdrs.asp)
- National Violent Death Reporting System  
[www.cdc.gov/ncipc/profiles/nvdrs/default.htm](http://www.cdc.gov/ncipc/profiles/nvdrs/default.htm)