



Georgia Department of Public Health

Board of Public Health Meeting

Tuesday, September 9, 2014



We Protect Lives.

Commissioner's Update

Kate Pfirman, CPA
Chief Financial Officer, DPH

Georgia SHAPE

Emily Anne Vall, PhD
Obesity Project Manger, DPH

What is Georgia **SHAPE**?

A statewide, multi-agency, multi-dimensional initiative of Governor Nathan Deal





Members of the Governor's
Advisory Council on
Childhood Obesity



Co-Chair

Nathan Deal
Governor,
State of Georgia



Co-Chair

John Bare
Vice President,
Arthur M. Blank Foundation



Brenda Fitzgerald, MD
Commissioner,
Georgia DPH



Casey Cagle
Lieutenant Governor,
State of Georgia



John Alpers
VP of Sales and Marketing, Royal Food
Service



Rhona Applebaum, PhD
Chief Scientific & Regulatory Officer and
Vice President of The Coca-Cola Company



Jim Clark
President and Chief Executive Officer,
Boys & Girls Clubs of America



Barbara Hampton, CPA
Chairman,
State Board of Education



Tom Hensley
President,
Fieldale Farms Corporation



Donna Hyland
President & Chief Executive Officer,
Children's Healthcare of Atlanta



Evelyn Johnson, MD
Vice President, Georgia Chapter,
American Academy of Pediatrics



Teya Ryan
President and Executive Director,
Georgia Public Broadcasting



Ron Shipman
Vice President, Environmental Affairs,
Georgia Power



David Satcher, MD, PhD
Director, Satcher Health Leadership
Institute; Director, Center of
Excellence on Health Disparities,
Morehouse School of Medicine



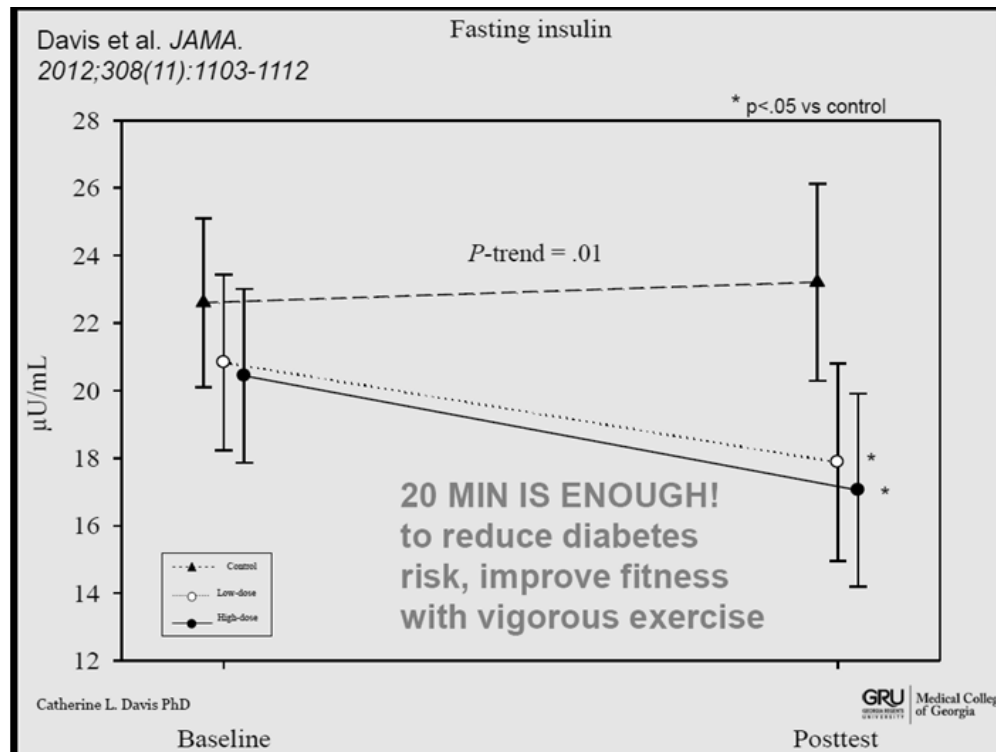
Phillip Williams, PhD
Dean, College of Public Health,
University of Georgia

What is **Power Up for 30**?

- Implements 30 minutes of PA into the school day
- Takes into account Schools needs and wants
- Aligned with CDC CSPAP Model
- Creates school wide buy in with “Team”
- School Team “walks the walk” during training
- Teams leave with action plan
- Technical assistance provided
- Resources provided

"20 Mins Is Enough" → 20 Minutes of vigorous activity is enough to make a meaningful impact on overweight, sedentary students

"Power Up for 30" → Adds 30 minutes of PA to school day



FASTING INSULIN

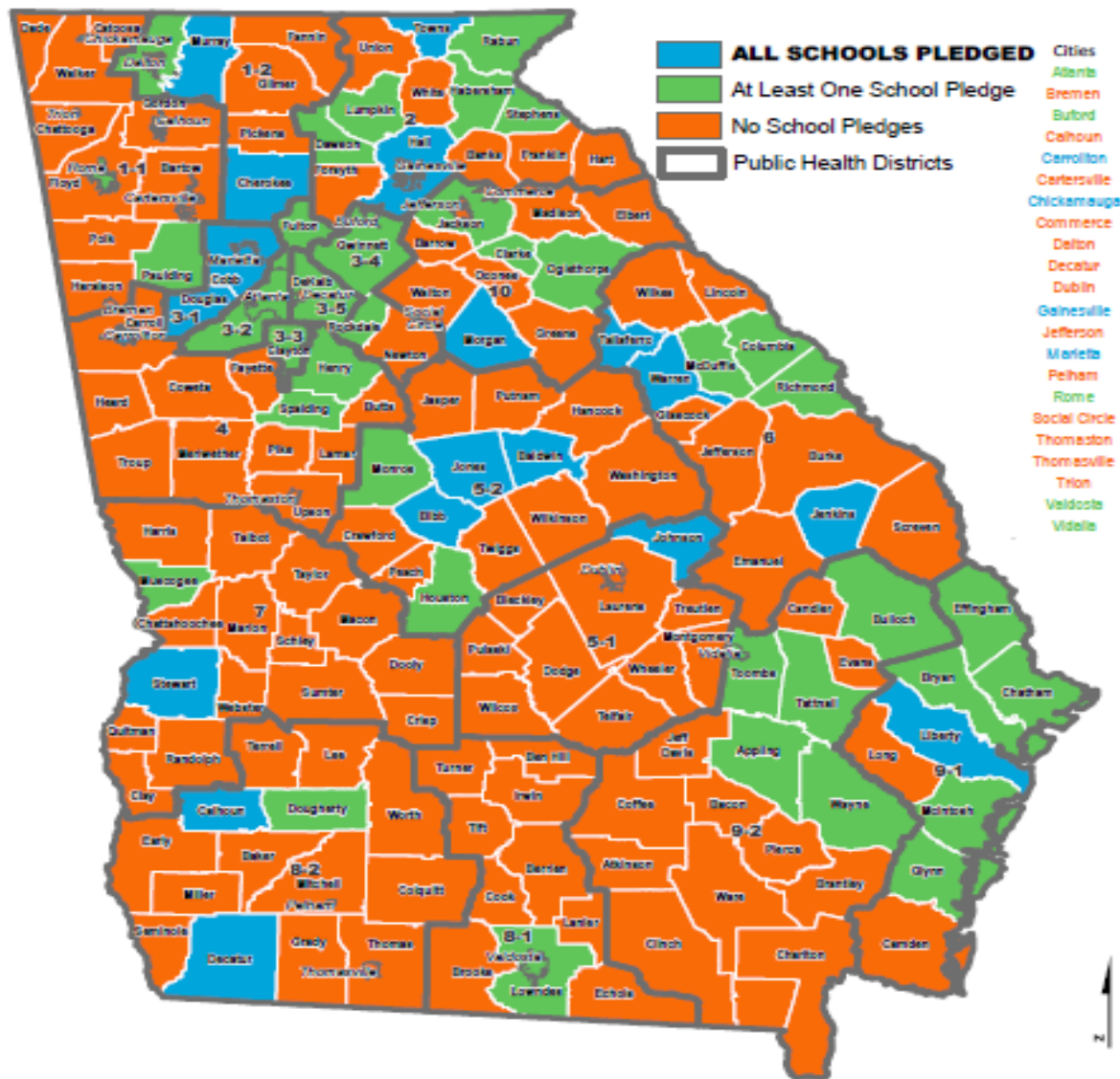
We Protect Lives.

Power Up for 30 is Evidence Based!


- Blue Cross Blue Shield funded 39 pilot schools
- One year after implementation, results are in (from a third party vendor)
 - Moderate/Vigorous PA increased by 11.5% in PE class
 - Steps increased by 7.5% from baseline to post-test
 - PACER tests improved by 12.7% (approx. 3 laps)
 - Physical Activity Knowledge increased by 89%
 - Body Mass Index improved both for underweight and overweight
 - Aerobic Capacity improved from 52% to 62%

Power Up for 30 Pledge Status by School District

As of August 1st, 2014



Office of Health Indicators for Planning (OHIP)
Georgia Department of Public Health



Created: August, 2014
Source: Department of Public Health
Projection: Georgia Statewide Lambert Conformal Conic

Help Promote **Power Up for 30!**

- Visit Georgiashape.org
 - Pledge Maps
 - School List
 - Dr. Fitzgerald's Video (downloadable)
 - PU30 Power Point
 - PU30 School of the Month
 - PU30 Partner of the Month
 - PU30 Research

Georgia Shape Updates: Physical Activity

- Governor's Honor Role
 - 150 Schools
 - New Platinum Level
- Physical Activity School Tool Kit: GSU
- Fitnessgram Booster Session: DOE
- Dr. Katie Davis Producing Video: GRU
- Secondary Power Up Project: Centene/Peach State

Georgia Shape Updates: Healthcare and Evaluation

- Overarching Shape Evaluation Framework: 17 Academic Partners
- Power Up for 30 Statewide Survey: Emory, GSU, UGA
- Obesity Coding: Various Partners
- WIC Motivational Interviewing Provider Training: Children's Healthcare of Atlanta

Georgia Shape Updates: Nutrition

- Farm to School Toolkit: Georgia Organics
- Strong4Life Cafeteria Training: Children's Healthcare of Atlanta and DOE
- Procurement: DOE, DOAS, DOA, DPH
- Georgia Shape School Grantee Project

Georgia SHAPE School Physical Activity & Nutrition Grantee Project

Matt Yancey, LCSW, MPA
Deputy Director, Chronic Disease Prevention Section
Office of Adolescent and School Health, DPH

Quick History

- SHAPE School Grants launched in Fall 2012
- Purpose: Assist schools in health promotion efforts, improve and adhere to their school wellness policy, and implement evidence-based programs or best practices related to physical activity and nutrition
- Local schools receive \$3k - \$5K in grant funding and expert technical assistance
- DPH coordinates SHAPE Grantee Project with a variety of non-profit and academic partners



Funded Schools To Date

- DPH has currently awarded **3** rounds of funding
- Over **\$175,000** in funding provided
- **47** Schools funded
- **31** Elementary schools
- **8** Middle schools
- **5** High schools
- **25** Counties throughout Georgia represented
- Over **34,000** students reached
- **18** grantees have made the Governor's SHAPE Honor Roll List



**Evansdale Elementary School
(DeKalb County)**

SHAPE Grantee Deliverables



**Carrollton Middle School
(Carroll County)**

1. Appoint a Wellness Champion
2. Create or enhance a diversified wellness council
3. Conduct school-wide health assessment (Alliance Healthy Schools Program Wellness Inventory or CDC School Health Index)
4. Develop a health and wellness strategic plan
5. Participate in webinars, site visit, and Healthy Schools Summit

Healthy Schools Summit

- In-person technical assistance provided to grantees
- Learn from state and national experts around school nutrition and physical activity strategies
- Peer learning opportunities
- To date, two summits have been hosted (September 2013 & February 2014)
- Next Healthy Schools Summit scheduled for November 2014



Healthy Schools Summit 2014:

Riverside MS (Columbia County) SHAPE Grantee Champions work with Dr. Katie Davis, Georgia Regents University, and Lee Ann Else, Alliance for a Health Generation, on their school health assessment.

Moving Ahead: Round IV

- Round IV begins October 1, 2014
- DPH will fund additional 15-20 schools
- Increased attention on nutrition and relevant strategies that support the implementation of federal laws: Healthy Hunger Free-Kids Act
- Greater focus on initiating policy, systems, and environmental change strategies
- Worksite wellness



Impact of SHAPE Grants

Physical Activity

- Created a culture shift in the school/awareness
- Increased access and opportunities to physical activity for both students and staff

Nutrition

- Improved nutrition standards and school policies around snacks, fundraisers, and parties
- Increased access to and knowledge around healthy foods

General

Provided a structured assessment and planning process for schools which improves sustainability of physical activity, nutrition, and health efforts

Lewis Frasier Middle School (Liberty County)

- Lewis Frasier implemented treadmill desks for use by 100 students in science class
- Spearheaded by School Nurse
- Pre- and post-health metrics on 400 students: blood pressure and BMI
- Data showed a trend towards reduced blood pressure among high risk students



Bells Ferry Elementary (Cobb County)



- Introduced many new physical activities including Zumba, Yoga, and an after-school running club
- 40% of students reported that Yoga helped to give them tips on relaxing and calming themselves down
- 96% of students offered to join running club participated
- Number of teachers participating in fitness activities increased 35%
- School recognized as a “Fit Friendly School” by the American Heart Association

Lessons Learned

- Connecting academic and health outcomes
- School Wellness Champion is critically important
- More support around nutrition needed
- Administrator support leads to greater success
- Teaching educators to think like public health practitioners (PSEs)



**Bryant Elementary
School
(Cobb County)**

Ebola and Enterovirus D68 Update

Cherie L. Drenzek, DVM, MS
State Epidemiologist, DPH

Budget Update

Dionne Denson
Deputy Chief Financial Officer, DPH

Amended FY2015 and FY2016

Capital Request- \$10,000,000

- **\$9,300,000- Clinical and Billing IT System**
 - *Critical Billing Infrastructure*
 - *Consolidated IT system*
 - *Better service to clients*
- **\$700,000- Lab Equipment**
 - *Chiller and Refrigeration units*

Georgia Newborn Screening Program

Johanna Pringle, MPH
Child Health Screening Interim Director, DPH

Overview

- **Newborn Screening (NBS): Core Public Health Function**
- **Expanding the NBS Panel**
- **Summary**

Newborn Screening: Early identification means early intervention

100%

all newborns

50


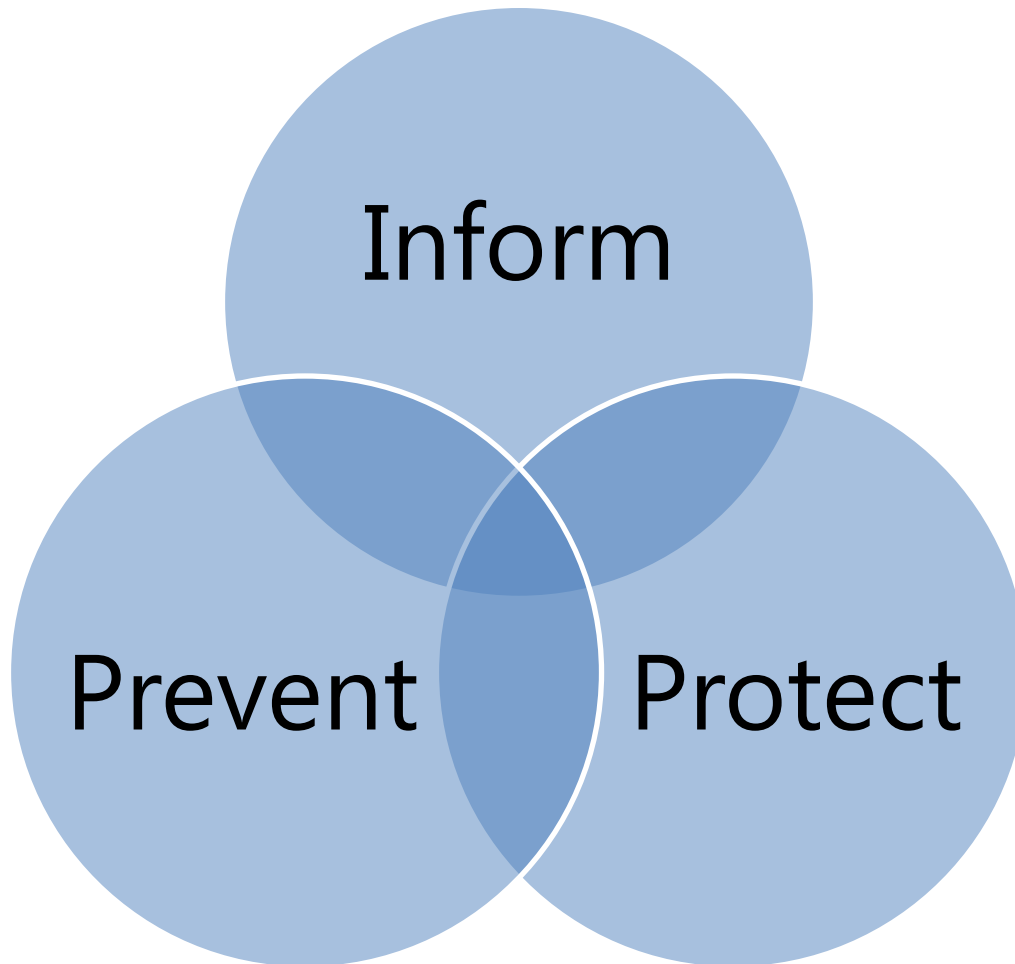
states

78+

countries

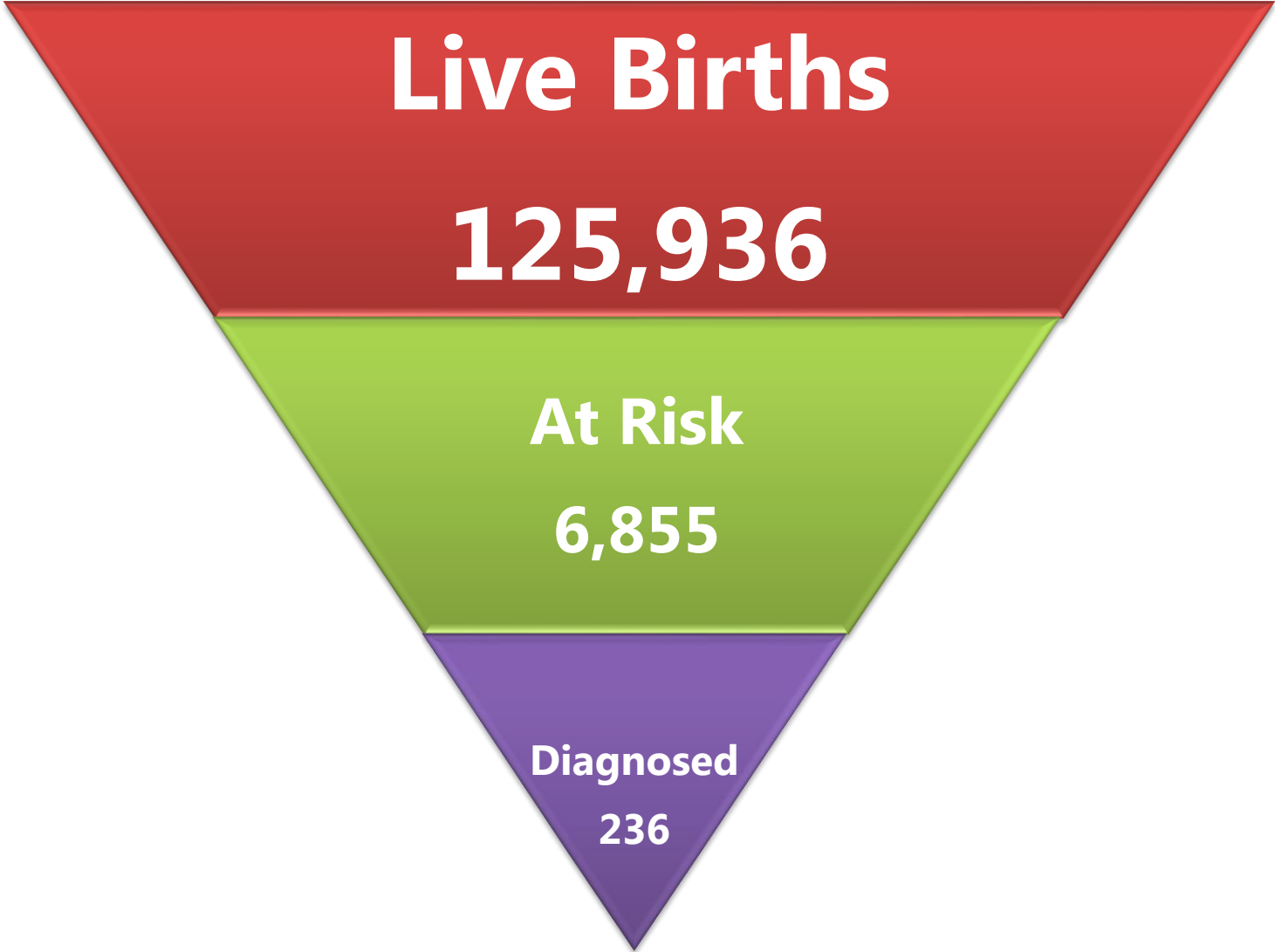


DPH-NBS Core Function



We Protect Lives.

2013 Achievements



Georgia's NBS Program Panel Expansion

Expansion Criteria:

- Mortality rates
- Healthcare utilization and costs

Recent Additions:

- Hearing Impairment
- Critical Congenital Heart Disease
- Severe Combined Immunodeficiency

The Current Newborn Screening Panel

20

Inborn Metabolic Errors

12

Critical Congenital
Heart Defects

4

Other Metabolic Errors
SCID

3

Hemoglobinopathies

2

Endocrine Disorders

1

Audiology screen for
Hearing Impairment

Summary

- Long-Term Follow-up
- Continuous Quality Improvement
- Panel Expansion

QUESTIONS?

CAPUS (Care and Prevention in the United States) Update

Kate Musgrove, PhD
CAPUS Coordinator, DPH

Overview

- Georgia CAPUS Demonstration Project
 - CAPUS Goal
- CAPUS Project Components
- Resource Hub Overview
 - Eligibility Portal
 - Mapping and Testing
 - Resource Directory
 - Medical Information
- Questions / Comments



Georgia CAPUS Demonstration Project

- CAPUS (Care and Prevention in the United States) Demonstration Project
 - <https://dph.georgia.gov/CAPUSProject>
 - Multi-agency federal partnership:
 - CDC lead federal agency
 - Georgia awarded \$2.5 million per year for 3 years
 - Funded 9/20/12 – 9/29/15
 - GA one of 8 states to receive award
 - LA, MS, NC, TN, VA, IL, MO
 - Reduce HIV/AIDS-related morbidity / mortality among racial and ethnic minorities



We Protect Lives.

Georgia CAPUS Goal


- Create more efficient and more effective systems to improve:
 - HIV testing
 - Linkage to and retention in care
 - ART adherence
- Specifically targeting highest risk minority populations

Georgia CAPUS Project Components

- Metro Atlanta Testing and Linkage Consortium (MATLC)
 - Meetings
 - Trainings
- Anti-Stigma Initiative
 - Funding for community based organizations (CBOs) through RFPs
 - Anti-Stigma Group
 - Safe Space
 - MSM Symposium
 - Kaiser Speak Out Campaign
- Grant in Aid (GIA)
- Corrections testing / linkage
 - Corrections Linkage Coordinator GA DOC
 - Testing / linkage DeKalb County Jail
- Re-establish Antiretroviral Treatment Access Study (ARTAS) at Grady Infectious Disease Program (IDP)
- Healthy Steps App
- Resource Hub

Resource Hub Overview

- Statewide online resource
 - Primary resource in Georgia for assisting statewide testing, prevention and care for HIV/AIDS, and related psychosocial and social determinants of health
- Collaboration with AID Atlanta Hotline
- Go live date – September 30, 2014
- Four main components:
 - Eligibility Portal
 - Mapping and Testing
 - Resource Directory
 - Medical Information





Welcome to GA Linkage!

This Resource Hub is an online tool designed to be the primary resource in Georgia for HIV/AIDS. The hub has four separate components that will assist individuals living with HIV, providers who serve individuals living with HIV, and individuals interested in learning more about HIV. The Resource Hub is a component of the Georgia CAPUS (Care and Prevention in the United States) Demonstration Project. The CAPUS project is a three year cross-agency project led by the Centers for Disease Control and Prevention (CDC) that aims to reduce HIV/AIDS morbidity and mortality among racial and ethnic minorities in the United States.

Are you eligible?

You may be eligible for select Ryan White services.

[Am I Eligible?](#)

Did you know?

Our extensive medical information section is available with one click!

[More Facts](#)

Testing Near You

We can help you locate testing locations, most convenient to you.

[Find Locations](#)

Eligibility Portal

- Online tool to help determine eligibility for Ryan White Services
 - Eligibility determined through Federal Poverty Level (FPL) calculation
 - **Final Ryan White determination made at clinic – not through portal**
- Linkage component
 - If determined eligible for RW have option to be contacted by linkage staff member
- Key objective – aid facilitation of eligibility screening
- Public / private component

Ryan White Pre-Eligibility

The following questions will help determine your pre-eligibility for [Ryan White services](#). You will have to be seen at a Ryan White clinic to determine your final eligibility for [Ryan White services](#). If you are found eligible after answering the questions, you will have the option of being contacted by a staff member in your area. This staff member works at the health district and can help you [link into medical services](#) at a Ryan White clinic.

You will be provided with information while answering the questions to help you know how to answer, or information on what you will need to have to be eligible for [Ryan White services](#). You will have the option of printing out all of the information that was presented to you at the end of the questions.

[Find out your eligibility!](#)

HIV Status

Residency

Income

Insurance

Demographics

Eligibility Result

Contact

Find out your Eligibility!

Are you HIV positive?

Yes

No

Not sure

You will need to provide proof of your positive status. The following are documents that can provide proof of your status:

- ★ Positive western blot result
- ★ Medical provider diagnosis
- ★ Presumptive diagnosis based upon lab results
- ★ Positive outreach result

HIV Status

Residency

Income

Insurance

Demographics

Eligibility Result

Contact

Find out your Eligibility!

What county do you live in?
Please enter your zipcode or 'Do
not know' if county is unknown:

Continue

You can call the AID Atlanta hotline at 1-800-551-2728 to speak with someone if you have any questions.

HIV Status

Residency

Income

Insurance

Demographics

Eligibility Result

Contact

Find out your Eligibility!

How many people are in your household?

Continue

The following are NOT counted as people in your household for determining Ryan White eligibility:

- ★ Married same-sex spouses
- ★ Life partner
- ★ Significant other
- ★ Legally registered Domestic Partner
- ★ Roommate (with no children in common)

Mapping and Testing

- Tool to improve effectiveness / efficiency of testing
- Public / private component
 - Public – testing information for public access
 - Private – HIV Continuum Visualizer

Mapping/Testing

Testing Map

Testing Calendar

HIV/AIDS in your community

Maps for Providers

Map of Testing Locations near you

Name, Location, Telephone number, and Address of HIV/AIDS Testing Centers in your neighborhood. To find one near you, drag the map to your region in Georgia and zoom in and out. Also, simply enter your address in the search bar below to find the testing centers closest to you.

Filter by

All



Public Component – Mapping and Testing

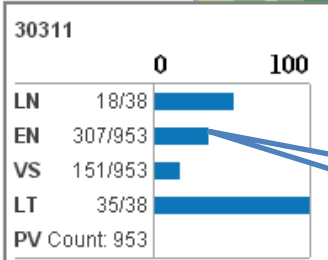
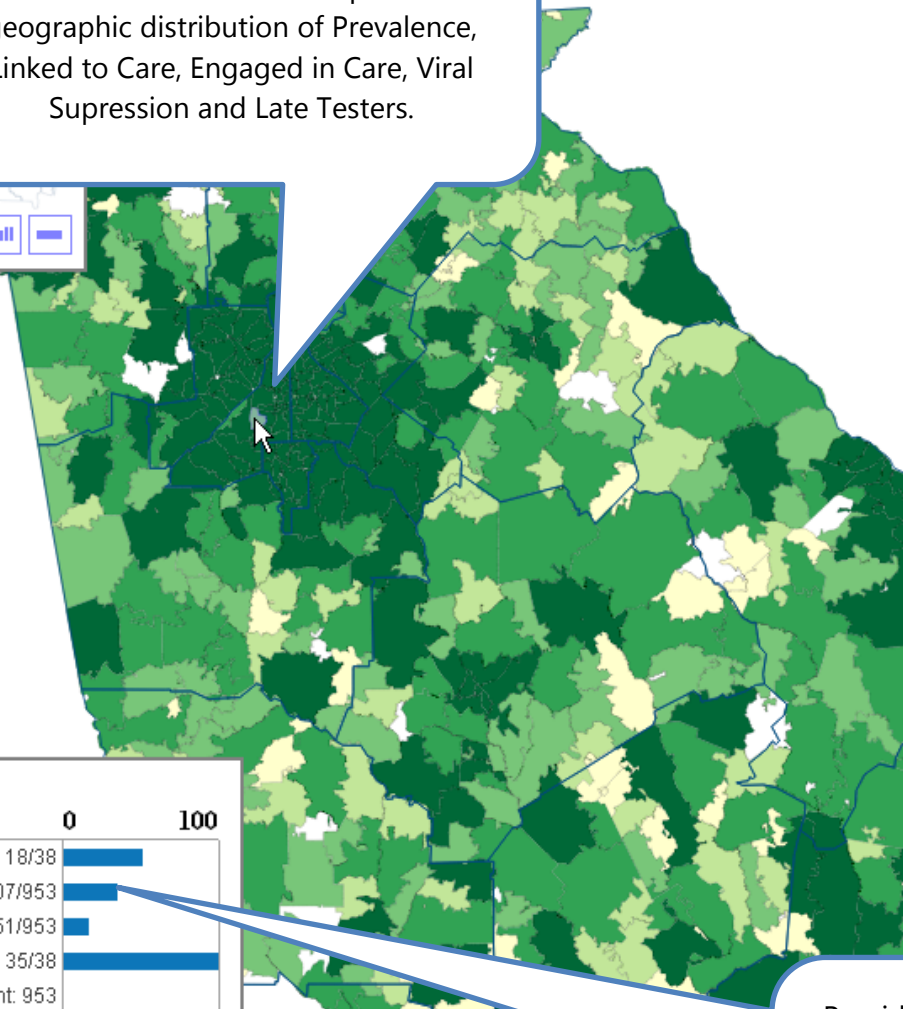
- Testing Map
 - Testing locations across state of Georgia
- Testing Calendar
 - Testing locations / dates for agencies funded through the state and Fulton/DeKalb
- HIV/AIDS in your Community
 - Heat map – visual demonstration of HIV epidemic in Georgia
- Map for Providers
 - Private component

Private Component – HIV Continuum Visualizer

- Use surveillance / care continuum data to assist with planning more efficient testing/outreach events
 - Goal – more strategic testing to yield higher positive number
- Stakeholder feedback
 - Linking positives to zip codes
 - Access to raw / real time data
- Variables captured:
 - Linked
 - Engaged
 - Viral Suppression
 - Late Testers
 - Prevalence

Uses Surveillance data to help visualize geographic distribution of Prevalence, Linked to Care, Engaged in Care, Viral Suppression and Late Testers.

Shows HIV Care Continuum for selected Geography, stratified by Age, Race, Sex, and or Transmission category



	LN	EN	VS	LT	Summary
18 --- 38		307 --- 953	151 --- 953	35 --- 38	Summary
0 --- 0		0 --- 0	0 --- 0	0 --- 0	AMERICAN INDIAN/ALASKA NATIVE
0 --- 0		0 --- 1	0 --- 1	0 --- 0	ASIAN
10 --- 27		252 --- 859	124 --- 859	26 --- 27	BLACK/AFRICAN AMERICAN
3 --- 3		26 --- 31	16 --- 31	1 --- 3	HISPANIC
0 --- 0		7 --- 14	4 --- 14	0 --- 0	MULTI-RACE
0 --- 0		0 --- 0	0 --- 0	0 --- 0	NATIVE HAWAIIAN/PACIFIC ISLANDER
5 --- 8		21 --- 35	6 --- 35	8 --- 8	UNKNOWN RACE/ETHNICITY
0 --- 0		1 --- 13	1 --- 13	0 --- 0	WHITE
0 --- 0		75 --- 173	48 --- 173	0 --- 0	HIGH-RISK HETEROSEXUAL
0 --- 0		12 --- 137	6 --- 137	0 --- 0	IDU
5 --- 10		123 --- 348	58 --- 348	9 --- 10	MSM
1 --- 1		14 --- 47	7 --- 47	1 --- 1	MSM/IDU
0 --- 0		0 --- 0	0 --- 0	0 --- 0	OTHER RISK CATEGORY
					UNKNOWN RISK CATEGORY

Provides HIV care Continuum Data or each zip code as you hover over it. The particular zipcode displayed here shows 953 individuals living with HIV (PV) and of those, 151 have achieved viral suppression (VS)

47 - 6599 13 - 46 5 - 13 2 - 5 1 - 2 No Data

Set Map To: Linked Engaged Suppression Late Tester Prevalence

Map Type: Multi-hue Single hue

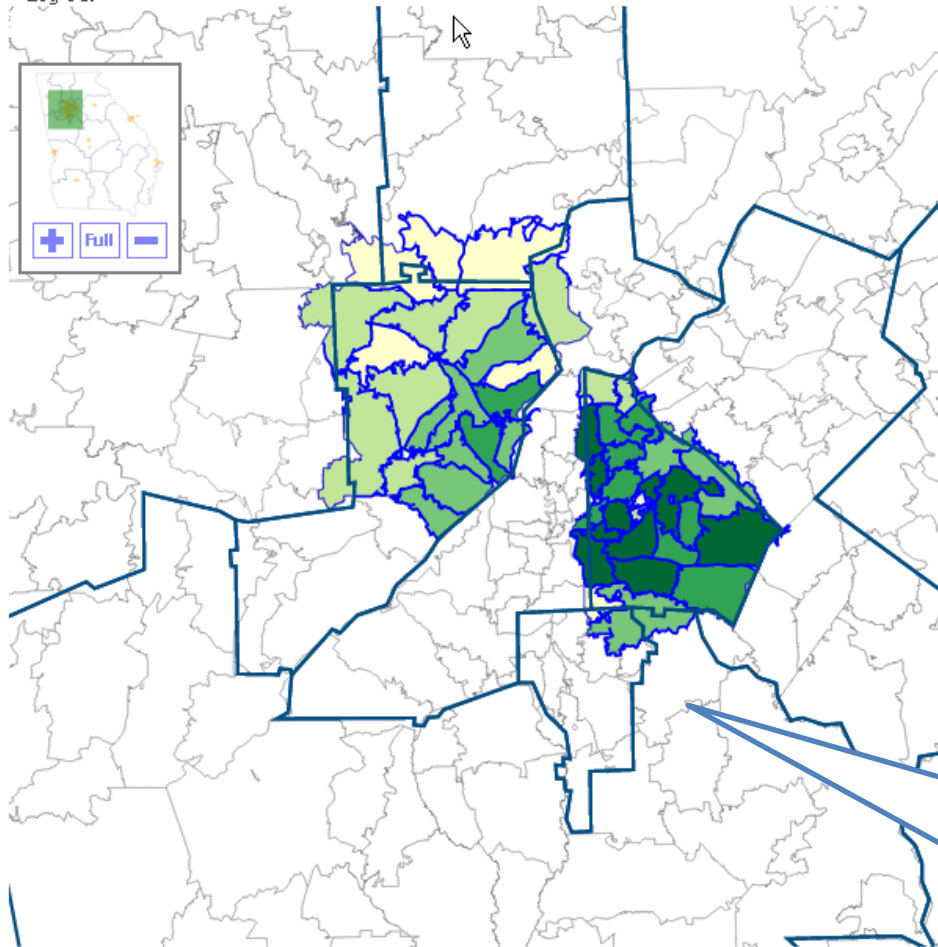
Quintile Calculated For: Selected Zipcodes Entire State

Make Selections by County or District:

Stratification: Age Race Sex Transmission

81 - 100 No Data

Log Out



LN	EN	VS	LT	
390 578	6034 15237	2989 15237	465 578	Continuum Summary

Zip Code(s) Displayed:

30127	30168	30126	30064	30152	30080	30339
30066	30062	30102	30106	30008	30082	30068
30101	30060	30144	30067	30317	30307	30033
30032	30079	30035	30083	30329	30346	30338
30340	30087	30322	30341	30030	30002	30021
30088	30319	30084	30038	30058	30034	30072
30345	30360	30316	30294	30288	30075	30188
30189						

0 - 20
 21 - 40
 41 - 60
 61 - 80
 81 - 100
 No Data

480 - 1441
 337 - 479
 134 - 336
 84 - 133
 0 - 83
 No Data

Set Map To: Linked Engaged Suppression Late Tester Prevalence

Map Type: Multi-hue Single hue

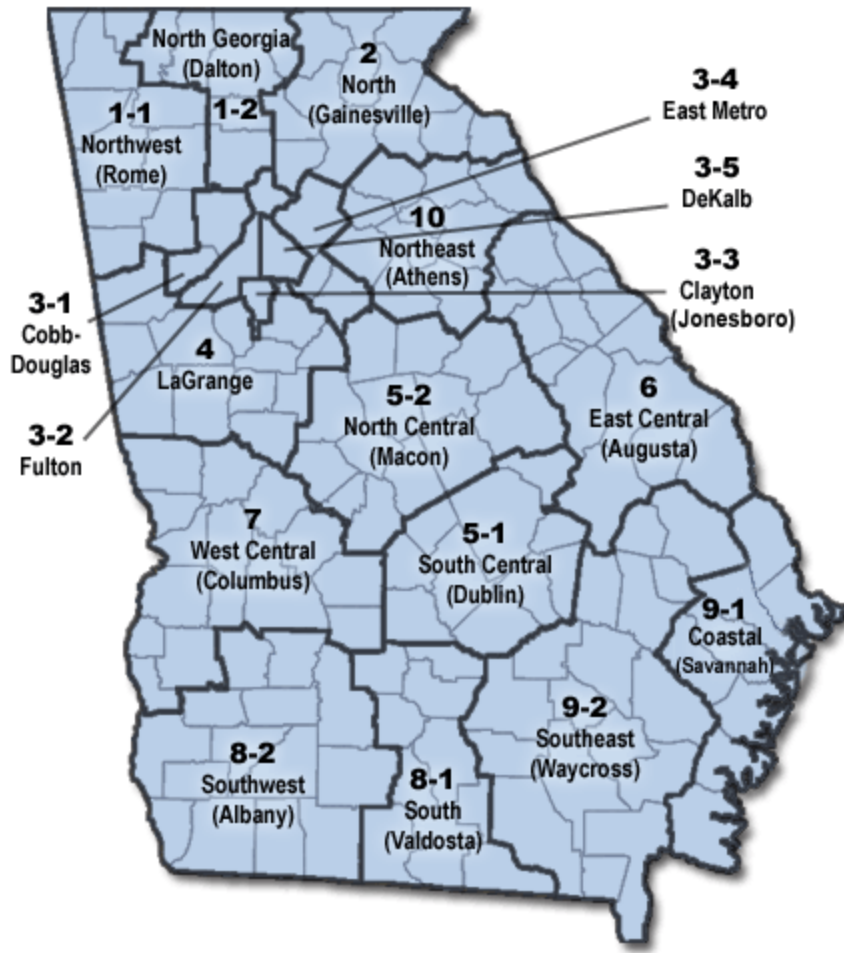
Quintile Calculated For: Selected Zipcodes Entire State

Make Selections by County or District:

Stratification: Age Race Sex Transmission

The visualizer has many capabilities, one useful tool is the ability for users to specify specific geographic areas to focus on. In this example, with a few clicks the user is able to look and a quintile distribution of prevalence between two counties, Cobb and Dekalb. The Darkly shaded zip codes indicate higher prevalence.

Resource Directory

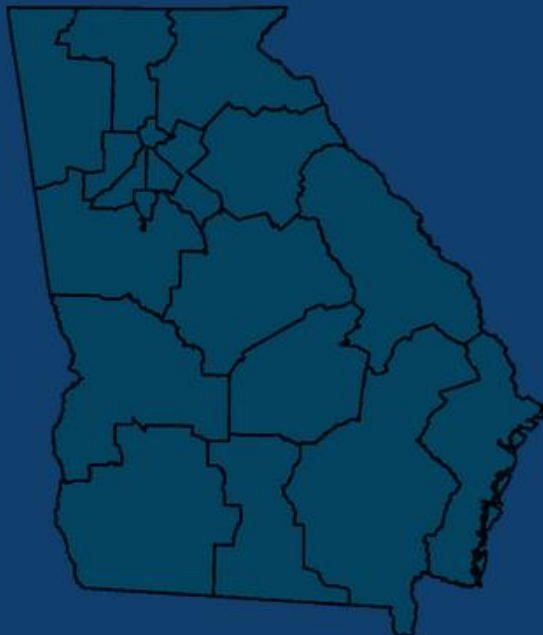


- Online tool to locate services for people living with HIV/AIDS
- Collaboration with SEATEC
 - Updating Key Contacts
- Examples of categories based on location:
 - HIV medical services
 - Testing information
 - Mental health / substance abuse
 - Housing assistance
 - Food assistance
 - Serve youth
 - LGBT friendly
- Contact DPH to edit / add agency

Resource Directory

Welcome to the CAPUS Resource Directory! Please select the area of the state you would like more information on services available for people living with HIV/AIDS. Once you select the area you are interested in, you can select the category of service you want information on or look for all available services in your selected area.

You can also call the AID Atlanta hotline at 1-800-551-2728 to speak with an individual about locating services in your area.



Please select the service category you are interested in:

- All services
- HIV Testing
- Medication Assistance
- Oral Health
- Food Assistance
- Case Management
- Treatment
- Housing Assistance
- Mental Health
- Substance Abuse
- Primary Care
- Family Planning
- Shelters
- Funeral Services
- Legal Services**
- Spiritual
- Transportation

Medical Information

- What is HIV/AIDS?
 - General HIV/AIDS information
- HIV Prevention
 - PreP / PEP
- HIV Testing
- Newly Diagnosed
- Living with HIV
 - Important topics in HIV care
 - Offenders
 - Adolescents
 - Stigma
 - Women
 - Mental health
 - Housing
- For Providers
 - Healthcare reform – more providers seeing people living with HIV/AIDS
 - Adult providers / pediatric providers
 - HIV/AIDS provider guidelines for care
 - When to refer to specialist
 - Training opportunities

Medical Information

What is HIV/AIDS?

- ➔ [What does HIV mean?](#)
- ➔ [How does HIV make me sick?](#)
- ➔ [What is AIDS?](#)
- ➔ [How do I get HIV?](#)

Please select a category below that you would like to know more about.

[For Providers](#)[HIV Prevention](#)[HIV Testing](#)[HIV/AIDS FAQ](#)[Just Diagnosed](#)[Living with HIV](#)[What is HIV/AIDS?](#)

Questions / Comments

**Kate Racoff Musgrove,
PhD, NCC**

CAPUS Coordinator

Kate.Musgrove@dph.ga.gov

**Melanie Gwynn, MPH,
MHA, CHES**

Statewide Linkage Coordinator

Melanie.Gwynn@dph.ga.gov

Jane Kelly, MD

HIV/AIDS Epidemiology Program

Jane.kelly@dph.ga.gov

Maria Yazbak

CAPUS Business Analyst

Marja.Yazbak@dph.ga.gov

LaTonya White

Project Management Office

White.LaTonya@dph.ga.gov

Ron Skinner

CAPUS Web Developer

Ron.Skinner@dph.ga.gov

Michael Andrews

Public Health Integrations Projects

Michael.Andrews@dph.ga.gov

Karl Soetebier

SendSS Technical Lead

Karl.Soetebier@dph.ga.gov

Closing Comments

Kathryn Cheek, MD, FAAP
Chair

The next Board of Public Health meeting
is currently scheduled on
Tuesday, October 14, 2014 @ 1:00 PM.

To get added to the notification list for upcoming meetings, send
an e-mail to huriyyah.lewis@dph.ga.gov