

# Georgia Weekly Influenza Report

MMWR Week 12

Updated 3/27/2014

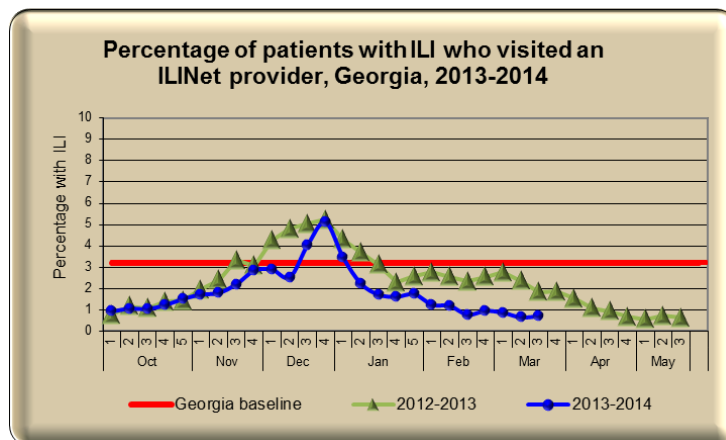
## Week 12 (Mar. 16, 2014—Mar. 22, 2014) Synopsis

During week 12 there was sporadic influenza activity in Georgia with minimal occurrences of sustained flu transmission.

- **Outpatient Illness Surveillance (ILINet):** The proportion of outpatient visits for ILI was **0.71%**, which is below the Georgia baseline of 3.2%.
- **Geographic Spread of Influenza:** The geographic spread of influenza in Georgia was **Sporadic** during week 12.
- **Metro Area Hospitalizations:** There were 3 hospitalizations due to influenza infection in week 12. There have been 853 hospitalizations due to influenza infection so far this season.
- **Influenza Related Deaths:** There were **0** confirmed influenza-associated deaths during week 12. There have been **53** confirmed influenza-associated deaths so far this season.
- **Viral Surveillance:** Of the **532** specimens tested and reported by the Georgia Public Health Laboratory (GPHL) and the National Respiratory and Enteric Virus Surveillance System (NREVSS) collaborating laboratories during week 12, **20 (3.8%)** were positive for influenza.
- **Reported Influenza Outbreaks:** There were 0 influenza-related outbreaks reported to public health during week 12. There have been 3 influenza-related outbreak reported to public health so far this season.
- **RSV Viral Surveillance:** Of the 270 specimens tested and reported by the Georgia Public Health Laboratory (GPHL) and the National Respiratory and Enteric Virus Surveillance System (NREVSS) collaborating laboratories during week 12, **1.9%** percent were positive for Respiratory syncytial virus, **below the season onset threshold of 10.0%**.

## ILINet Provider Network Data

**Percentage of patients with ILI reported by ILINet providers**  
(Volunteer providers who report percentage of patients with ILI seen by their practice or facility weekly. This week there are currently **29** ILINet providers reporting in Georgia.)



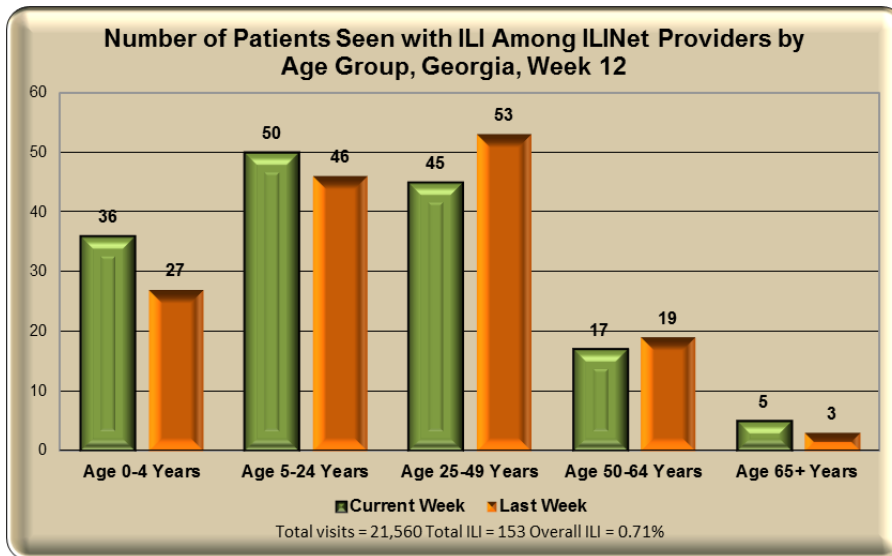
This Week: **0.71%** of patients seen in ILINet Provider offices were diagnosed with ILI.

Note: The Georgia baseline is formulated by averaging ILI percentage during weeks of endemic activity determined by laboratory results for influenza.

**GEORGIA  
DEPARTMENT OF  
PUBLIC HEALTH**

**ILINet patient visits by  
age group**

This graph displays the number of patients seen at sentinel provider offices and diagnosed with ILI in the past week. The data are stratified by age-group.

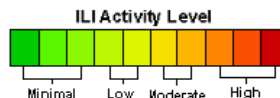


During **week 12** those aged 5 to 49 years were most often seen with ILI symptoms by ILINet providers.

**ILI Activity Level Indicator - ILINet**

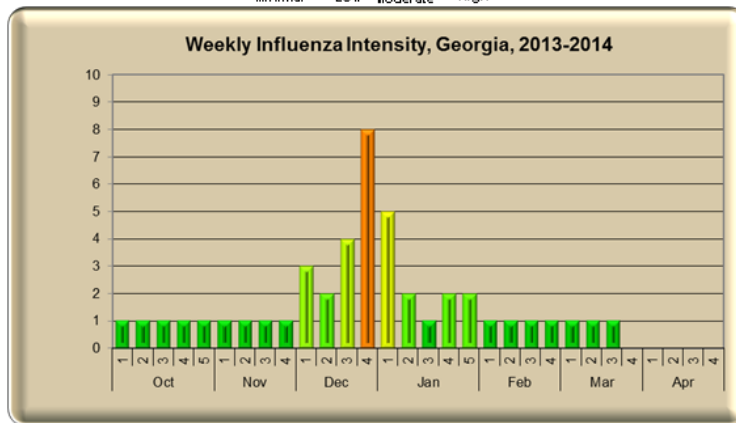
(This graph uses the proportion of outpatient visits for ILI to measure the ILI severity in Georgia.) For a national view, visit <http://cdc.gov/flu/weekly/>

**Georgia ILI Intensity Indicator**



ILI Activity Levels (1 - 10) correspond to the number of standard deviations away from the 3-year mean for the current week.

This week the intensity level is:  
**Minimal = 1**



**Council of State and Territorial Epidemiologists Report – Geographic Dispersion**

(This graph reflects geographic dispersion and is not an indicator of influenza severity)

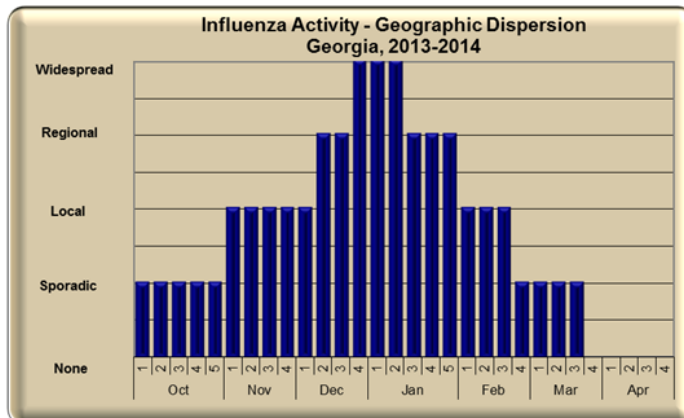
**Georgia ILI Geographic Dispersion**

This Week's Flu Code is:  
**SPORADIC**

Sporadic = ILI activity has not increased and there are isolated lab-confirmed cases of influenza in the state

OR

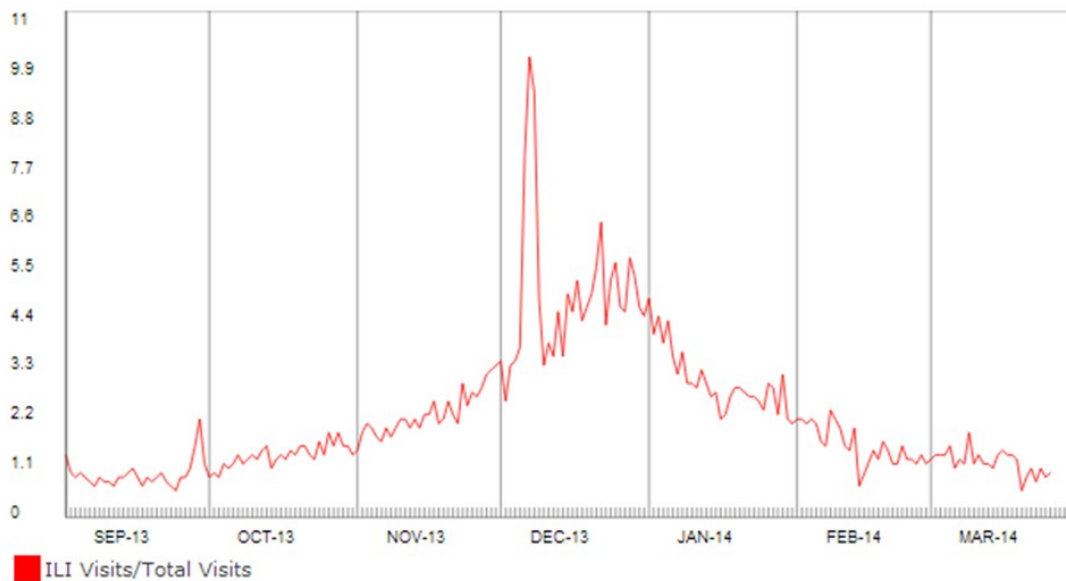
ILI activity has not increased and there is a lab confirmed influenza outbreak in one institution throughout the state



GEORGIA  
DEPARTMENT OF  
PUBLIC HEALTH

Syndromic Surveillance  
Data Daily Influenza-like  
Illness Syndrome  
(percentage of ILI visits)

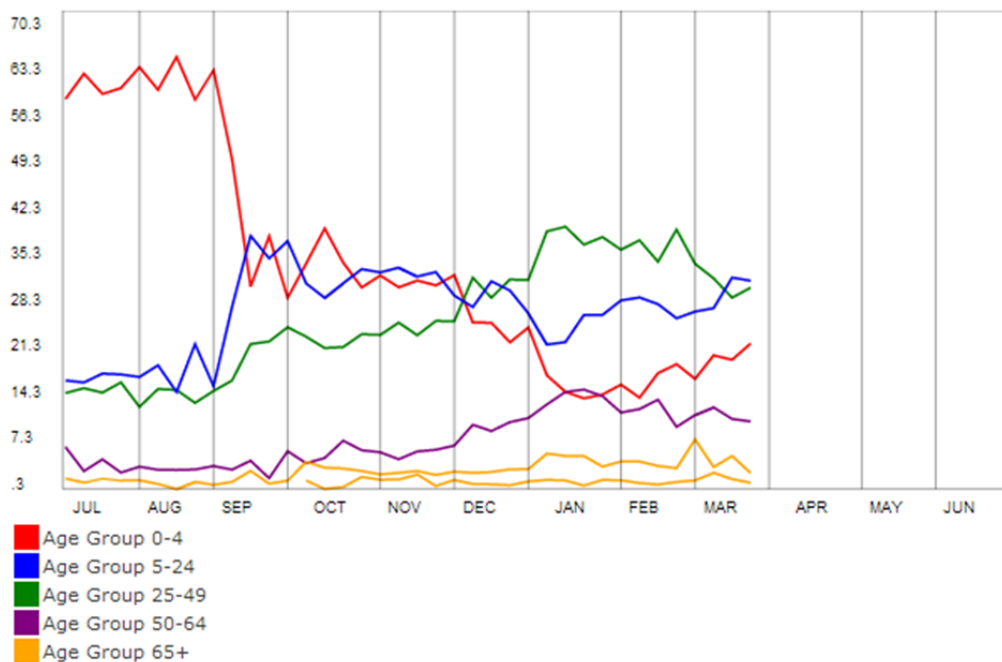
### Daily Percent of ILI Syndrome Visits to Georgia Emergency



During **week 12** the daily percentage of patients seen for ILI in Georgia Emergency Departments reporting to our syndromic surveillance system decreased.

### Weekly Percent of ILI Syndrome Visits by Age Group

Syndromic Surveillance Data Weekly Influenza-like  
Illness Syndrome  
(percentage of ILI visits by Age  
Group)



**GEORGIA  
DEPARTMENT OF  
PUBLIC HEALTH**

**Influenza Hospitalizations in the eight county metro Atlanta area 2013-2014** (Emerging Infections Program data)

**Influenza-Associated Deaths 2013-2014 Statewide** (Influenza-associated deaths are a notifiable condition in Georgia)

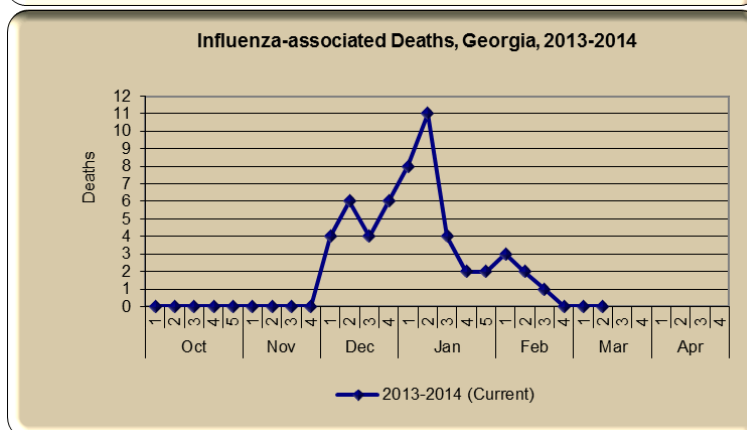
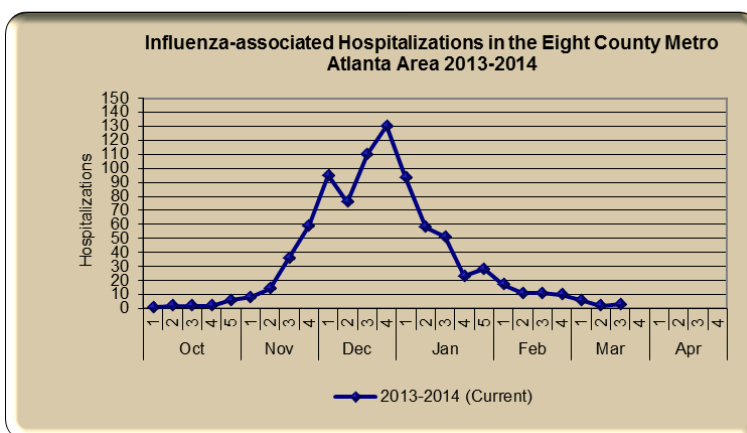
**Influenza-Associated hospitalizations in the eight-county metro Atlanta area** (Emerging Infections Program data)

**Influenza-Associated deaths reported to Public Health**

## Georgia Influenza-Associated Hospitalizations and Deaths

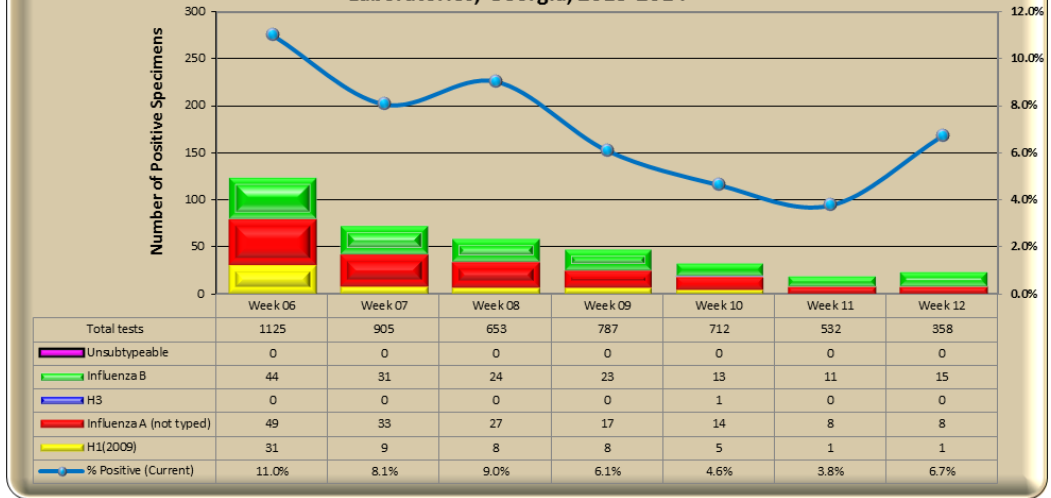
	<b>Number of Hospitalizations (8- County Metro-Area Only)</b>	<b>Hospitalization Rate (Cases/100,000 people)</b>
0 - 4	85 (10.0%)	31.59
5 -17	49 (5.7%)	6.94
18 - 49	290 (34.0%)	15.92
50 - 64	222 (26.0%)	32.82
65+	207 (24.3%)	59.36
Total	853 (For confirmation, these data are delayed)	22.73

<b>Age Group</b>	<b>Number of Deaths</b>
0 - 4	0
5 -17	1
18 - 49	19
50 - 64	25
65+	8
Total	53 (For confirmation, these data are delayed)



## Georgia Virologic Surveillance Data

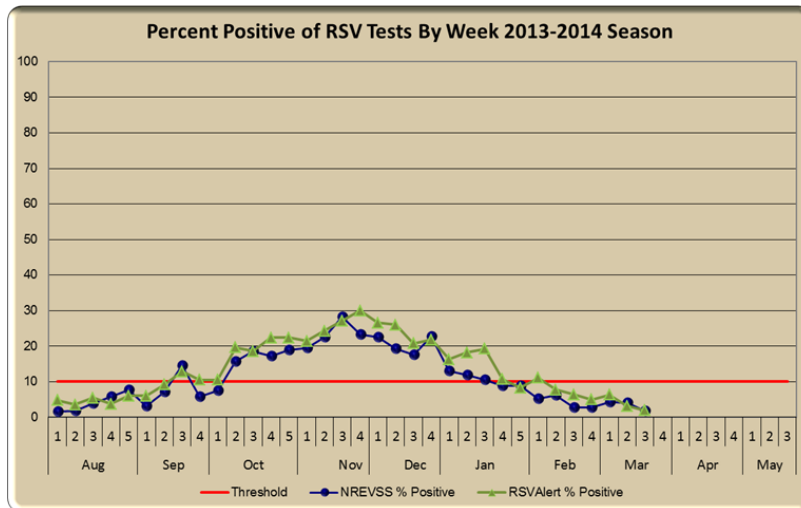
Influenza Positive Tests Reported to Public Health by U.S. WHO/NREVSS Collaborating Laboratories, Georgia, 2013-2014



**Note:** Includes rapid tests reported from reference Laboratories and the Georgia Public Health Laboratory; not all positive laboratory results for influenza are reported to Public Health.  
**Data may vary week to week due to late provider reporting**

## Respiratory Syncytial Virus (RSV) Surveillance Data

Percent Positive of RSV Tests By Week 2013-2014 Season



**Note:** Due to a decrease in the number of laboratories reporting to NREVSS, we have decided to look at the average RSV percent positives rather than the mean percent positives of all labs. We have also included data from the [RSVAlert program](#) to give a more robust view of RSV in Georgia.  
**Data may vary week to week due to late provider reporting**

### Flu News

[Flu Scan: H7N9 case, death in China; Flu vaccine and PICU illness; Markers for flu immunity](#)

[Flu Scan: H7N9 in China; WHO flu update](#)

GEORGIA  
DEPARTMENT OF  
PUBLIC HEALTH

2 Peachtree St. N.W.  
Atlanta, GA 30303

Phone: 404-463-4625  
Fax: 404-657-7517

E-mail: [aumartyn@dhr.state.ga.us](mailto:aumartyn@dhr.state.ga.us)

GA DPH on the web!  
<http://dph.georgia.gov/>

### Georgia threshold of RSV season onset and end

RSV season onset is defined as the first week of two (2) consecutive weeks when the percent positive of **ALL** lab confirmed tests are greater than or equal to 10%. The end of RSV season is now defined as the first week of two consecutive weeks when the percent positive of **ALL** lab confirmed tests are less than 10%.

**RSV Season Status: OFF**

