

# Georgia Weekly Influenza Report

MMWR Week 52

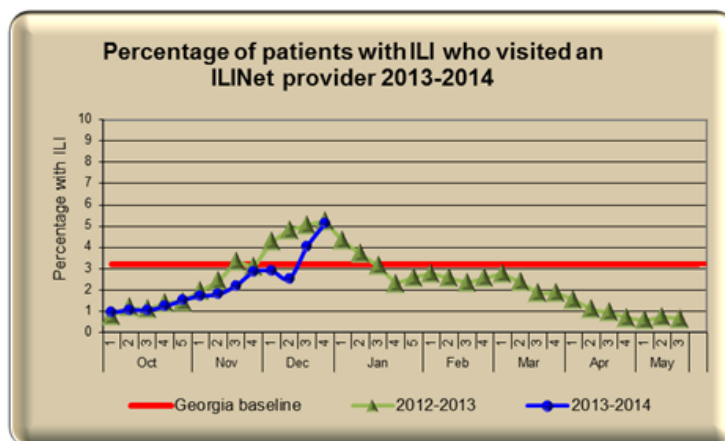
Updated 1/3/2014

## Week 52 (Dec. 22, 2013—Dec. 28, 2013) Synopsis

**During week 52 there was widespread influenza activity in Georgia with high occurrences of sustained flu transmission.**

- **Outpatient Illness Surveillance (ILINet):** The proportion of outpatient visits for ILI was **5.11%**, which is above the Georgia baseline of 3.2%.
- **Geographic Spread of Influenza:** The geographic spread of influenza in Georgia was **Widespread** during week 52.
- **Metro Area Hospitalizations:** There were 71 hospitalizations due to influenza infection in week 52. There have been 406 hospitalizations due to influenza infection so far this season.
- **Influenza Related Deaths:** There was 1 confirmed influenza-associated death during week 52. There have been 9 confirmed influenza-associated deaths so far this season.
- **Viral Surveillance:** Of the **2,017** Specimens tested and reported by the Georgia Public Health Laboratory (GPHL) and the National Respiratory and Enteric Virus Surveillance System (NREVSS) collaborating laboratories during week 52, **439 (21.8%)** were positive for influenza.
- **Reported Influenza Outbreaks:** There were 0 influenza-related outbreak reported to public health during week 52. There has been 1 influenza-related outbreak reported to public health so far this season.
- **RSV Viral Surveillance:** Of the 606 specimens tested and reported by the Georgia Public Health Laboratory (GPHL) and the National Respiratory and Enteric Virus Surveillance System (NREVSS) collaborating laboratories during week 52, 22.7% percent were positive for Respiratory syncytial virus, **above the season onset threshold of 10.0%**.

### ILINet Provider Network Data



This Week: **5.11%** of patients seen in ILINet Provider offices were diagnosed with ILI.

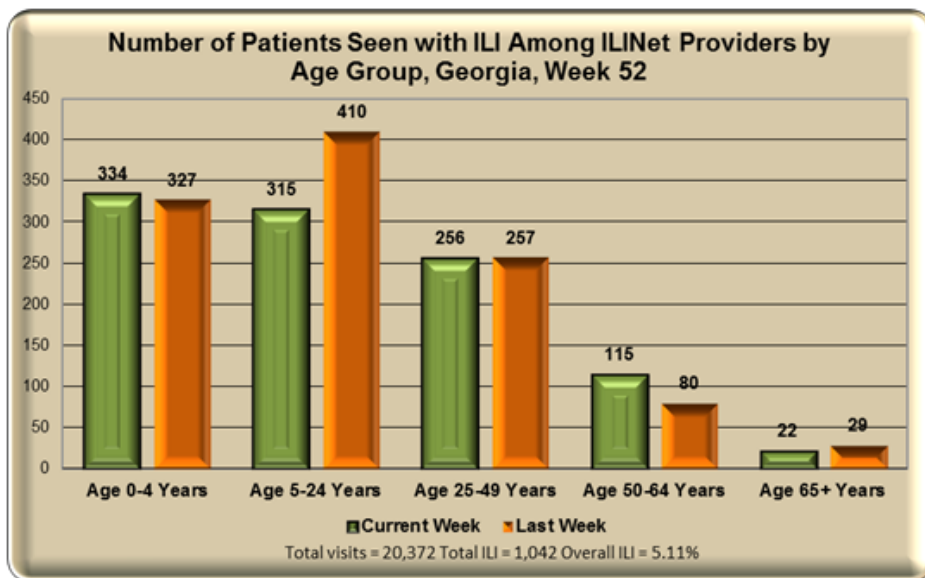
Note: The Georgia baseline is formulated by averaging ILI percentage during weeks of endemic activity determined by laboratory results for influenza.

**Percentage of patients with ILI reported by ILINet providers**  
(Volunteer providers who report percentage of patients with ILI seen by their practice or facility weekly. This week there are currently **29** ILINet providers reporting in Georgia.)

**GEORGIA  
DEPARTMENT OF  
PUBLIC HEALTH**

**ILINet patient visits by  
age group**

This graph displays the number of patients seen at sentinel provider offices and diagnosed with ILI in the past week. The data are stratified by age-group.

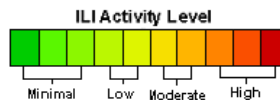


During **week 52** those less than 50 years of age were most often seen with ILI symptoms by ILINet providers.

**ILI Activity Level Indicator - ILINet**

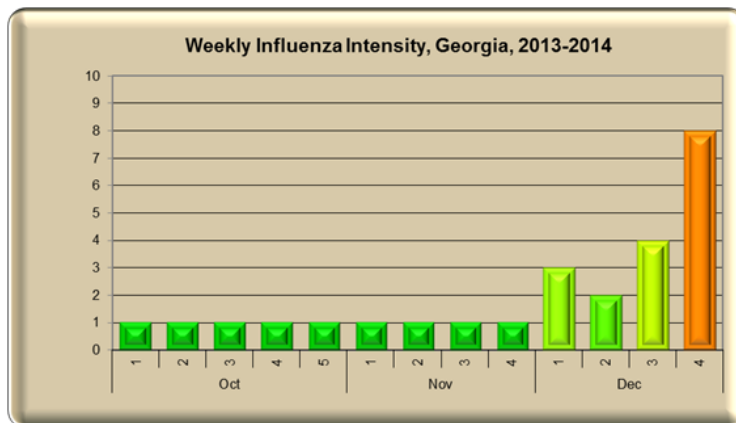
(This graph uses the proportion of outpatient visits for ILI to measure the ILI severity in Georgia.) For a national view, visit <http://cdc.gov/flu/weekly/>

**Georgia ILI Intensity Indicator**



ILI Activity Levels (1 - 10) correspond to the number of standard deviations away from the 3-year mean for the current week.

This week the intensity level is:  
**High = 8**



**Council of State and Territorial Epidemiologists Report – Geographic Dispersion**

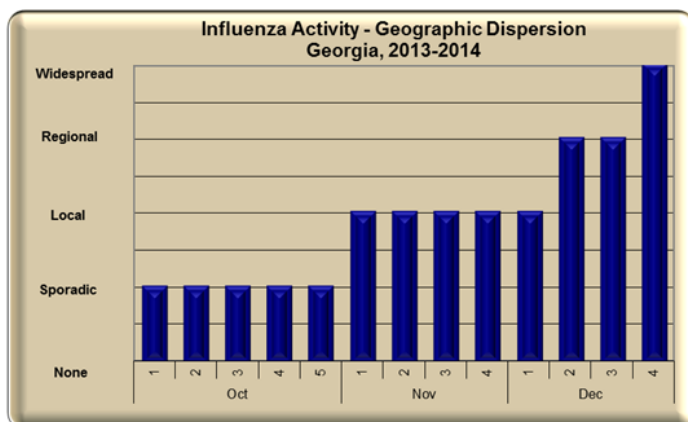
(This graph reflects geographic dispersion and is not an indicator of influenza severity)

**Georgia ILI Geographic Dispersion**

This Week's Flu Code is:  
**WIDESPREAD**

Local = Outbreaks of influenza  
OR

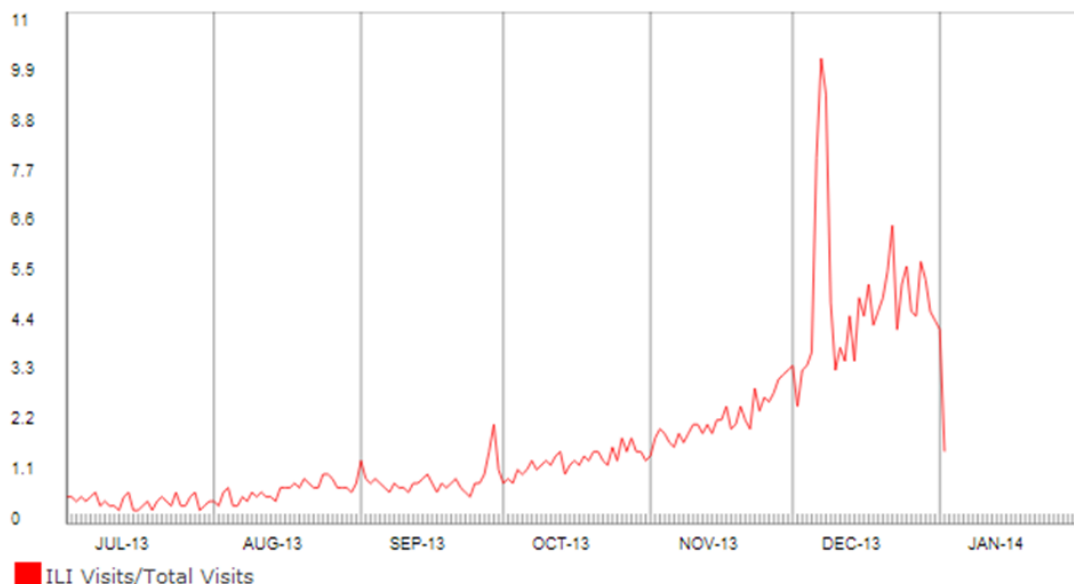
Increases in ILI cases and recent laboratory-confirmed influenza in at least half the regions of the state with recent laboratory evidence of influenza in the state



GEORGIA  
DEPARTMENT OF  
PUBLIC HEALTH

Syndromic Surveillance  
Data Daily Influenza-like  
Illness Syndrome  
(percentage of ILI visits)

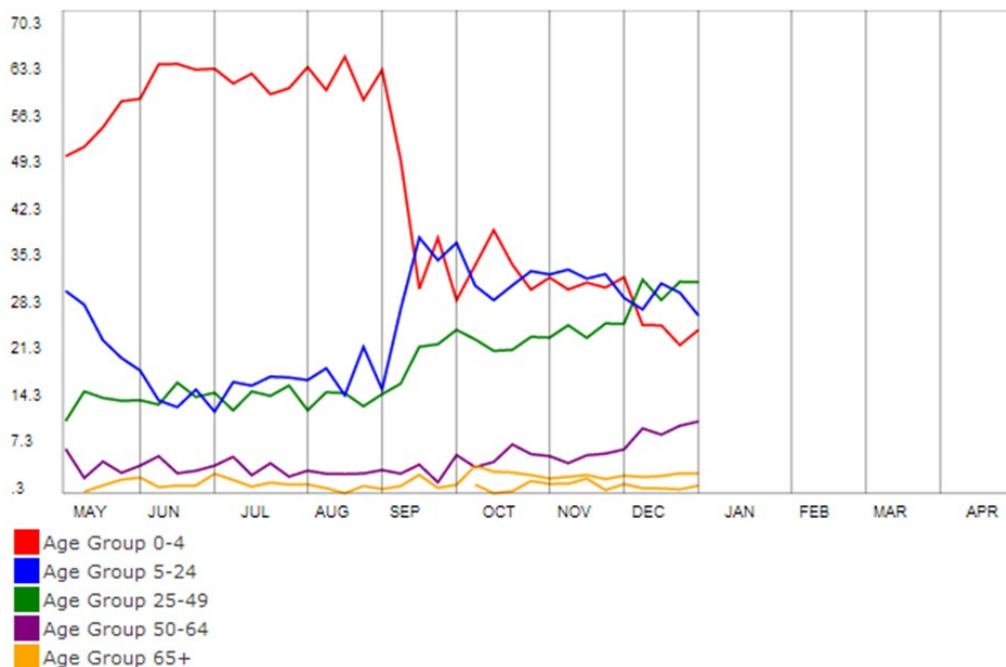
### Daily Percent of ILI Syndrome Visits to Georgia Emergency



During **week 52** the daily percentage of patients seen for ILI in Georgia Emergency Departments reporting to our syndromic surveillance system increased.

Syndromic Surveillance Data  
Weekly Influenza-like  
Illness Syndrome  
(percentage of ILI visits by Age  
Group)

### Weekly Percent of ILI Syndrome Visits by Age Group



**GEORGIA  
DEPARTMENT OF  
PUBLIC HEALTH**

**Influenza Hospitalizations in the eight county metro Atlanta area 2013-2014** (Emerging Infections Program data)

**Influenza-Associated Deaths 2013-2014 Statewide** (Influenza-associated deaths are a notifiable condition in Georgia)

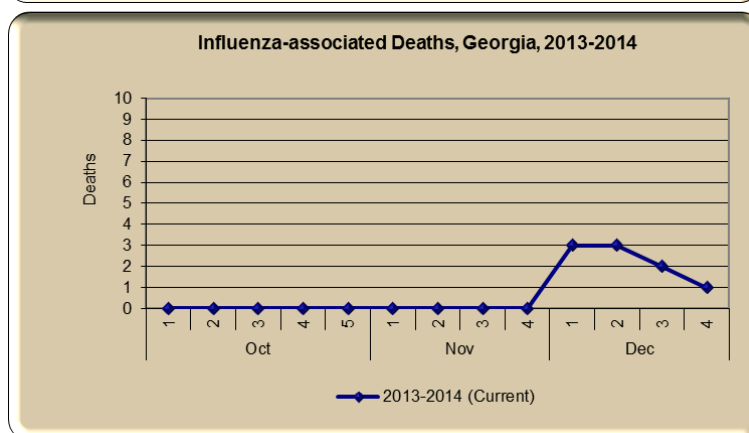
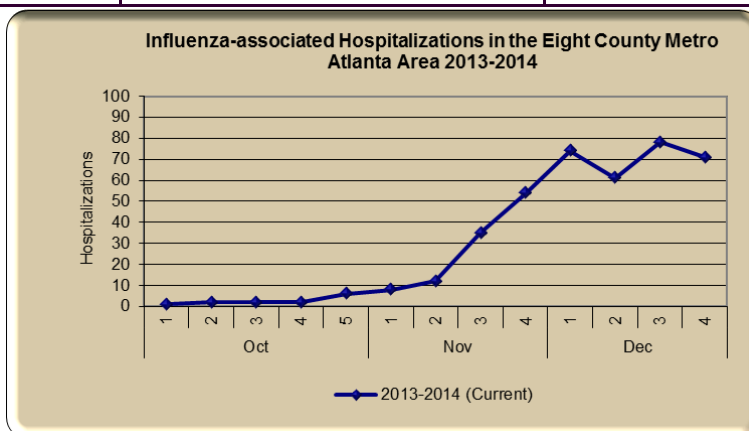
**Influenza-Associated hospitalizations in the eight-county metro Atlanta area** (Emerging Infections Program data)

**Influenza-Associated deaths reported to Public Health**

## Georgia Influenza-Associated Hospitalizations and Deaths

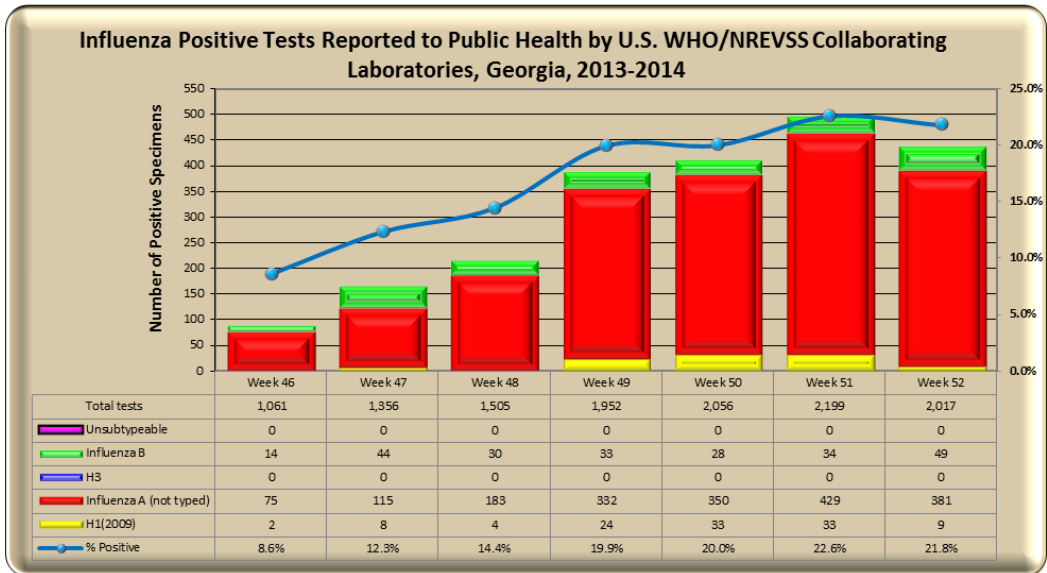
	<b>Number of Hospitalizations (8- County Metro-Area Only)</b>	<b>Hospitalization Rate (Cases/100,000 people)</b>
0 - 4	60 (14.8%)	22.19
5 -17	36 (8.9%)	5.15
18 - 49	152 (37.4%)	8.43
50 - 64	91 (22.4%)	13.86
65+	67 (16.5%)	20.61
Total	406 (For confirmation, these data are delayed)	10.82

<b>Age Group</b>	<b>Number of Deaths</b>	
0 - 4	0	
5 -17	1	
18 - 49	3	
50 - 64	5	
65+	0	
Total	9 (For confirmation, these data are delayed)	



## Georgia Virologic Surveillance Data

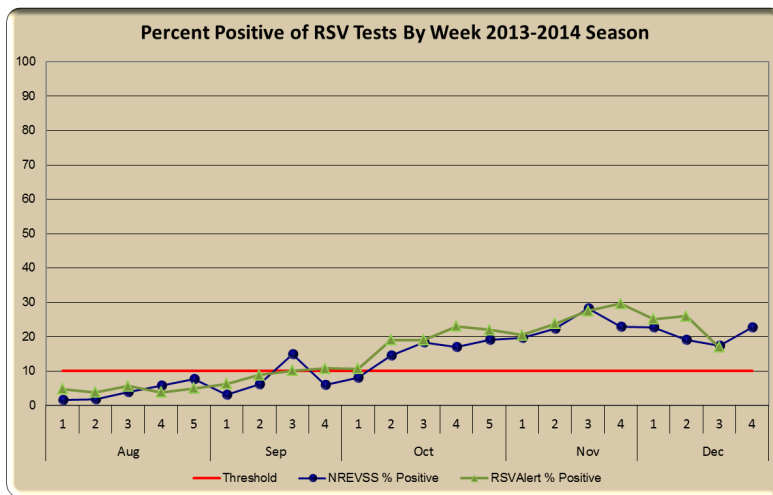
Influenza Positive Tests Reported to Public Health by U.S. WHO/NREVSS Collaborating Laboratories, Georgia, 2013-2014



**Note:** Includes rapid tests reported from reference Laboratories and the Georgia Public Health Laboratory; not all positive laboratory results for influenza are reported to Public Health.  
**Data may vary week to week due to late provider reporting**

## Respiratory Syncytial Virus (RSV) Surveillance Data

Percent Positive of RSV Tests By Week 2013-2014 Season



**Note:** Due to a decrease in the number of laboratories reporting to NREVSS, we have decided to look at the average RSV percent positives rather than the mean percent positives of all labs. We have also included data from the [RSVAlert program](#) to give a more robust view of RSV in Georgia.  
**Data may vary week to week due to late provider reporting**

### Flu News

[Flu Scan: H1N1 susceptibility by age; H9N2 in China](#)

[Flu Scan: H7N9 case in Taiwan; US flu activity, deaths](#)

[New Report Cites Benefits of Flu Vaccine Yet More Than Half of Americans Remain Unvaccinated](#)

GEORGIA  
DEPARTMENT OF  
PUBLIC HEALTH

2 Peachtree St. N.W.  
Atlanta, GA 30303

Phone: 404-463-4625  
Fax: 404-657-7517

E-mail: [aumartyn@dhr.state.ga.us](mailto:aumartyn@dhr.state.ga.us)

GA DPH on the web!  
<http://dph.georgia.gov/>

### Georgia threshold of RSV season onset and end

RSV season onset is defined as the first week of two (2) consecutive weeks when the percent positive of **ALL** lab confirmed tests are greater than or equal to 10%. The end of RSV season is now defined as the first week of two consecutive weeks when the percent positive of **ALL** lab confirmed tests are less than 10%.

**RSV Season Status: ON**

