

Georgia Weekly Influenza Report

MMWR Week 10

Updated 3/15/2013

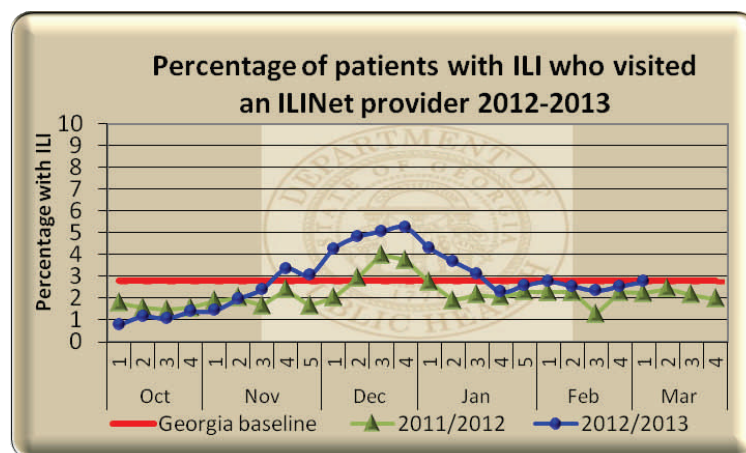
Week 10 (Mar. 3, 2013 - Mar. 9, 2013) Synopsis

During week 10 influenza activity **increased** in Georgia with local occurrences of sustained flu transmission.

- **Outpatient Illness Surveillance (ILINet):** The proportion of outpatient visits for ILI was **2.75%** (a **increase of 0.21%**), which is below the Georgia baseline of 2.8%.
- **Geographic Spread of Influenza:** The geographic spread of influenza in Georgia was **LOCAL** during week 10.
- **Metro Area Hospitalizations:** **Hospitalization data for week 10 are on delay this week for confirmation. Last week:** There were **20** hospitalizations due to influenza infection. This brought the total in the Metro area to **958** on the season.
- **Influenza Related Deaths:** There were **0** confirmed deaths due to influenza during 10, for a total of **6** for the season.
- **Viral Surveillance:** Of the **740** specimens tested and reported by the Georgia Public Health Laboratory (GPHL) and the National Respiratory and Enteric Virus Surveillance System (NREVSS) collaborating laboratories during week 10, **143 (19.3%)** were positive for influenza.
- **Reported Influenza Outbreaks:** There was **1** influenza-related outbreak reported to public health during week 10.
- **RSV Viral Surveillance:** The **average** percent positive of **ALL** laboratory confirmed tests was **12.0%**, above the season onset threshold of 10.0%.

ILINet Provider Network Data

Percentage of patients with ILI reported by ILINet providers
(Volunteer providers who report percentage of patients with ILI seen by their practice or facility weekly. This week there are currently **35** ILINet providers



This Week: **2.75%** of patients seen in ILINet Provider offices were diagnosed with ILI.

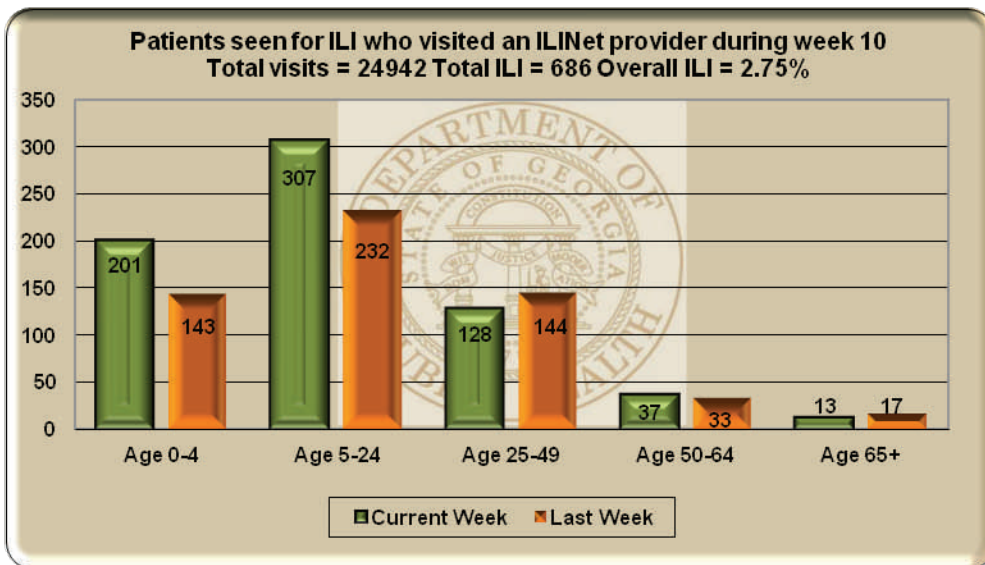
Last Week: **2.54%** of patients seen in ILINet Provider

Note: The Georgia baseline is formulated by averaging ILI percentage during weeks of endemic activity determined by laboratory

**GEORGIA
DEPARTMENT OF
PUBLIC HEALTH**

**ILINet patient visits by
age group**

This graph displays the number of patients seen at sentinel provider offices and diagnosed with ILI in the past week. The data are stratified by age-group.



During **week 10** there was an overall increase in total patients and in those presenting with ILI at sentinel provider offices. These increases were most notably in the 0-24 age group.

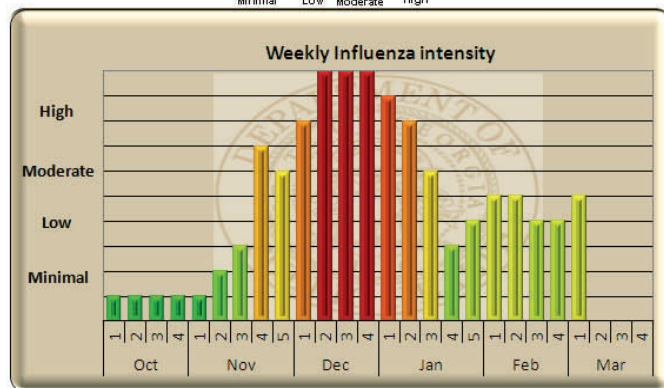
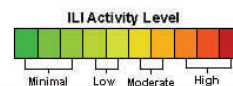
ILI Activity Level Indicator - ILINet

(This graph uses the proportion of outpatient visits for ILI to measure the ILI severity in Georgia.) For a national view, visit <http://cdc.gov/flu/weekly/>

ILI Activity Levels (1 - 10) correspond to the number of standard deviations away from the 3-year mean for the current week.

This week the intensity level is:
Low = 5

Georgia ILI Intensity Indicator



Georgia ILI Geographic Dispersion

This Week's Flu Code is:

LOCAL

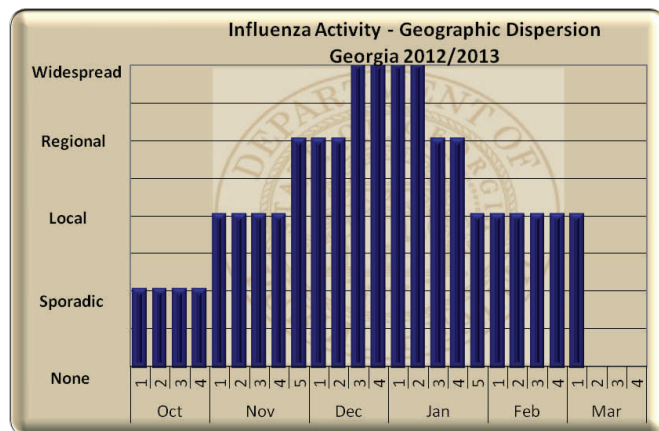
Increased ILI and/or institutional outbreaks (ILI or lab confirmed) in 1 Health District and no increase in other Georgia Health Districts

AND

Recent (within the 3 past weeks) lab confirmed influenza in Georgia

Council of State and Territorial Epidemiologists Report – Geographic Dispersion

(This graph reflects geographic dispersion and is not an indicator of influenza severity)

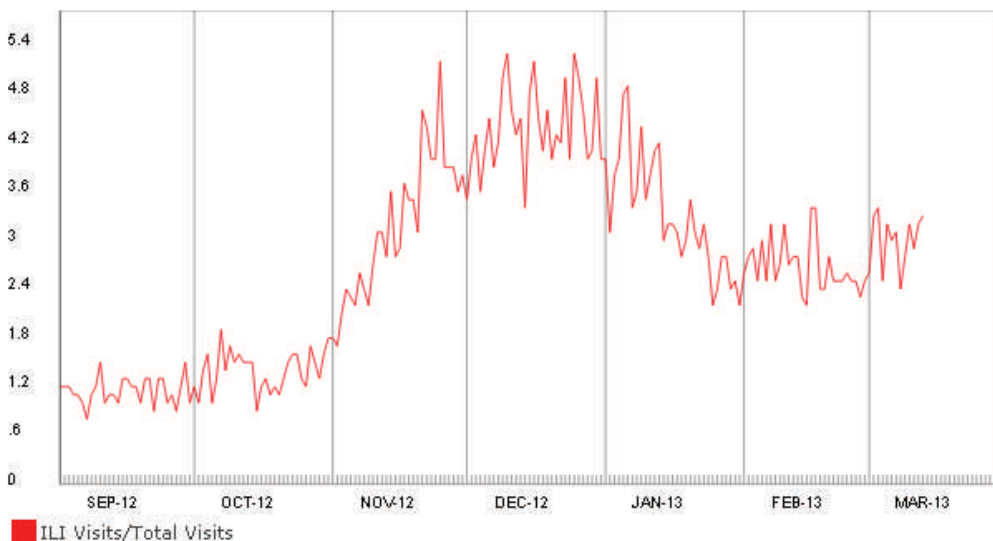


GEORGIA
DEPARTMENT OF
PUBLIC HEALTH

Syndromic Surveillance
Data Daily Influenza-like
Illness Syndrome
(percentage of ILI visits)

Daily Percent of ILI Syndrome Visits to Georgia Emergency

(Measured by ILI syndrome/ Total visits from Georgia Syndromic Surveillance Program emergency department chief complaint data)

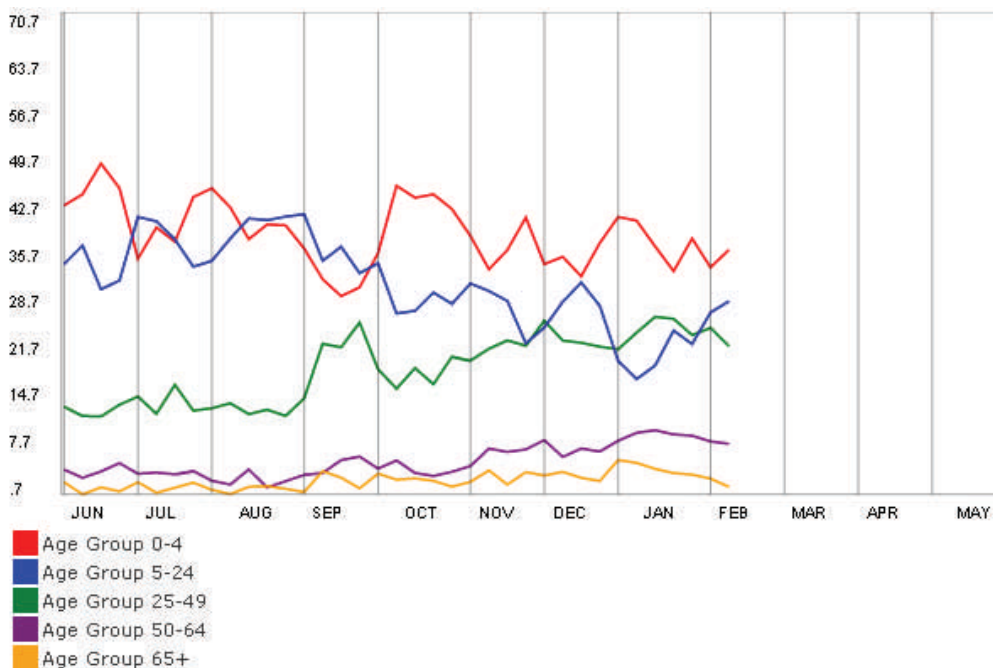


During **week 10** the daily percentage of patients seen for ILI in Georgia Emergency Departments reporting to our syndromic surveillance system increased.

Council of State and Ter-
ritorial Epidemiologists
Report – Geographic Dis-
persion

(This graph reflects geo-
graphic dispersion and is not
an indicator of influenza se-
verity)

Weekly Percent of ILI Syndrome Visits by Age Group



**GEORGIA
DEPARTMENT OF
PUBLIC HEALTH**

Influenza Hospitalizations in the eight county metro Atlanta area 2012-2013 (Emerging Infections Program data)

Influenza-Associated Deaths 2012-2013 State-wide (Influenza-associated deaths are a notifiable condition in Georgia)

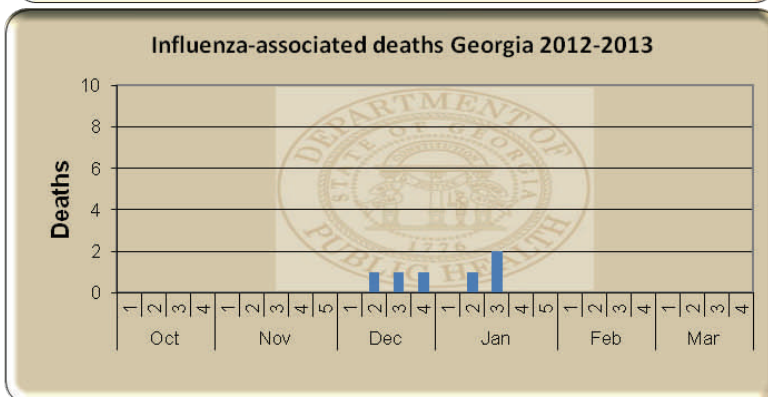
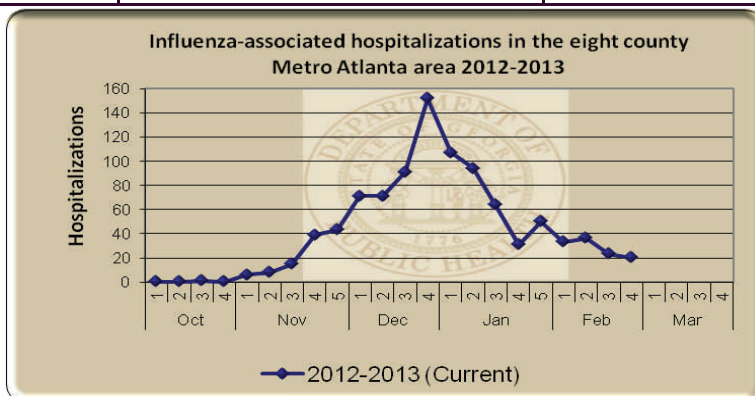
Influenza-Associated hospitalizations in the eight-county metro Atlanta area (Emerging Infections Program data)

Influenza-Associated deaths reported to Public Health

Georgia Influenza-Associated Hospitalizations and Deaths

Age Group	Number of Hospitalizations (8- County Metro-Area Only)	Hospitalization Rate (Cases/100,000 people)
0 - 4	120 (12.5%)	41.4
5 -17	100 (10.4%)	14.3
18 - 49	222 (23.2%)	12.3
50 - 64	161 (16.8%)	24.5
65+	355 (37.1%)	109.2
Total	958 (For confirmation, these data are delayed.)	25.5

Age Group	Number of Deaths
0 - 4	0
5 -17	0
18 - 49	0
50 - 64	1
65+	5
Total	6 (For confirmation, these data are delayed.)



**GEORGIA
DEPARTMENT OF
PUBLIC HEALTH**

2 Peachtree St. N.W.
Atlanta, GA 30303

Phone: 404-463-4625
Fax: 404-657-9700

E-mail: delittle@dhr.state.ga.us

GA DPH on the web!
<http://health.state.ga.us/>

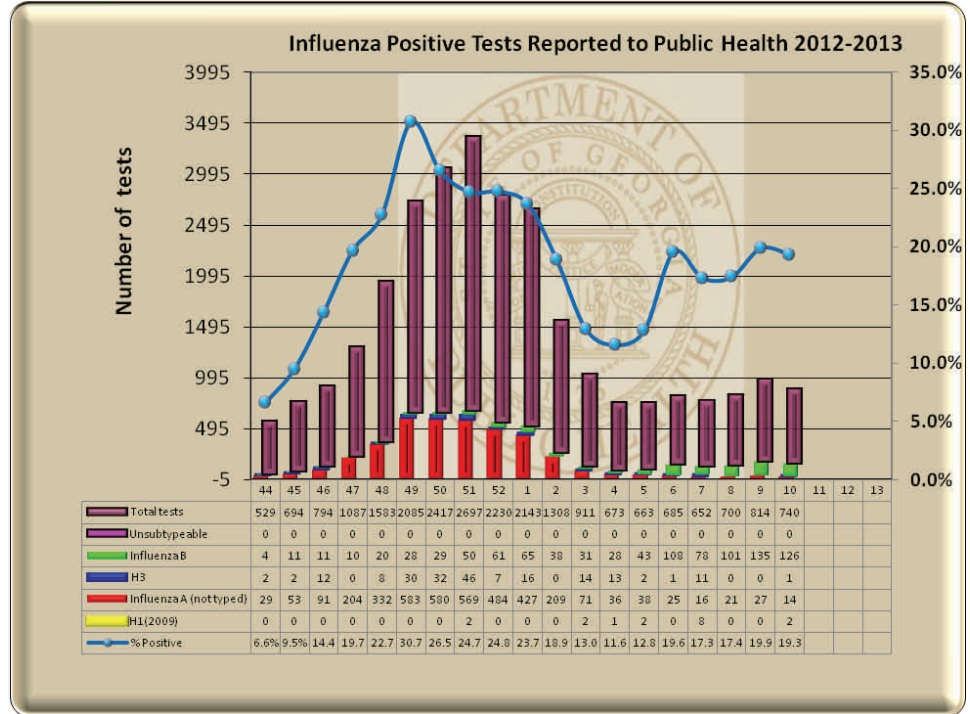
**Georgia threshold
of RSV season on-
set and end**

RSV season onset is defined as the first week of two (2) consecutive weeks when the **average** percent positive of **ALL** lab confirmed tests are greater than or equal to 10%. The end of RSV season is now defined as the first week of two consecutive weeks when the **average** percent positive of **ALL** lab confirmed tests are less than 10%.

**RSV Season
Status: ON**

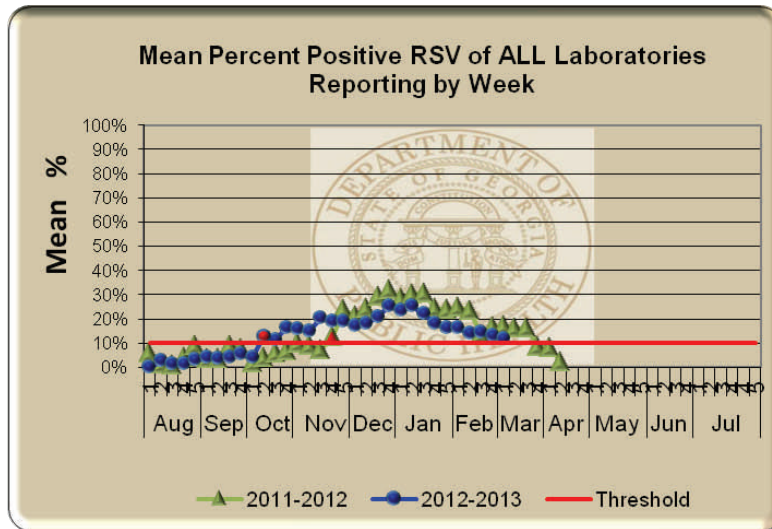


Georgia Virologic Surveillance Data



Note: Includes rapid tests reported from reference Laboratories and the Georgia Public Health Laboratory; not all positive laboratory results for influenza are reported to Public Health.

Respiratory Syncytial Virus (RSV) Surveillance Data



Flu News

[CDC HAN 343: Notice to Health Care Providers: Updated Guidelines for Evaluation of Severe Respiratory Illness Associated with a Novel Coronavirus](#)

[Human cell receptor for novel coronavirus discovered](#)

[UK officials detail novel coronavirus cluster findings](#)