

# Georgia Weekly Influenza Report

MMWR Week 15

Updated 4/24/2015

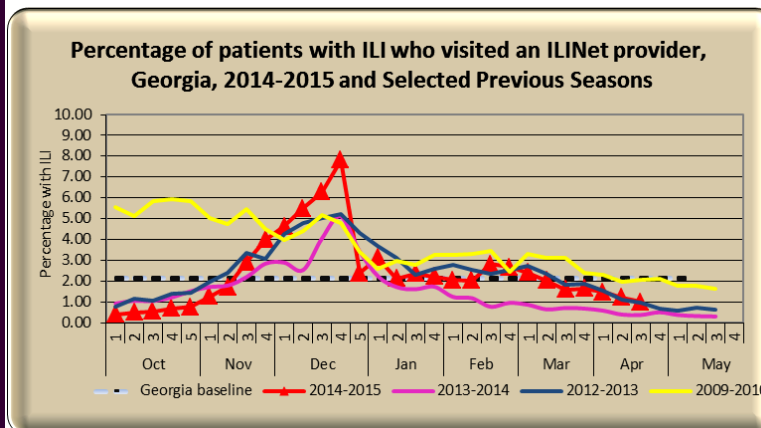
## Week 15 (Apr. 12 - Apr. 18, 2015) Synopsis

During week 15 there was sporadic influenza activity in Georgia with minimal occurrences of sustained flu transmission.

- **Outpatient Illness Surveillance (ILINet):** The proportion of outpatient visits for ILI was 1.00%, which is below the Georgia baseline of 2.1%.
- **Geographic Spread of Influenza:** The geographic spread of influenza in Georgia was **SPORADIC** during week 15.
- **Metro Area Hospitalizations:** There were **0 hospitalizations** due to influenza infection during week 15. There have been **1,438** hospitalizations due to influenza infection so far this season.
- **Influenza Related Deaths:** There were 0 confirmed influenza-associated death during week 15. There have been **28** confirmed influenza-associated deaths as of 4/24/2015.
- **Reported Influenza Outbreaks:** There were 0 influenza-associated outbreaks during week 15. There have been **34** influenza-related outbreaks so far this season.
- **Viral Surveillance:** Of the **404** Specimens tested and reported by the Georgia Public Health Laboratory (GPHL) and the National Respiratory and Enteric Virus Surveillance System (NREVSS) collaborating laboratories during week 15, 7 (**1.73%**) were positive for influenza.
- **RSV Viral Surveillance:** Of the **228** specimens tested and reported by the Georgia Public Health Laboratory (GPHL) and the National Respiratory and Enteric Virus Surveillance System (NREVSS) collaborating laboratories during week 15, the percent positive of **ALL** laboratory confirmed tests was **4.39%**.

## ILINet Provider Network Data

**Percentage of patients with ILI reported by ILINet providers**  
(Volunteer providers who report percentage of patients with ILI seen by their practice or facility weekly. This week there are currently **17** ILINet providers reporting in Georgia.)



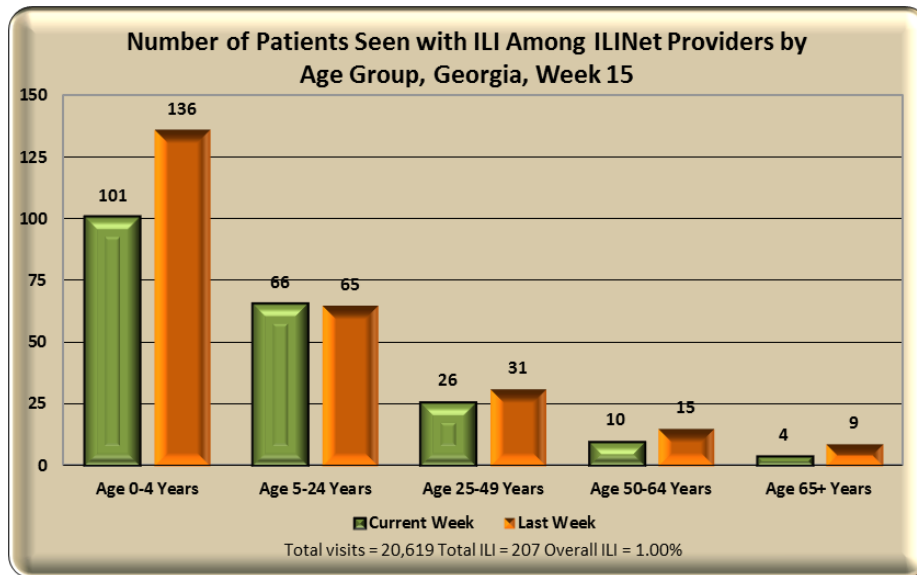
This Week: **1.00%** of patients seen in ILINet Provider offices were diagnosed with ILI.

Note: The Georgia baseline is formulated by averaging ILI percentage during weeks of endemic activity determined by laboratory results for influenza.

**GEORGIA  
DEPARTMENT OF  
PUBLIC HEALTH**

**ILINet patient visits by  
age group**

This graph displays the number of patients seen at sentinel provider offices and diagnosed with ILI in the past week. The data are stratified by age-group.

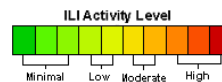


During **week 15** those aged 0 to 24 years were most often seen with ILI symptoms by ILINet providers.

**ILI Activity Level Indicator - ILINet**

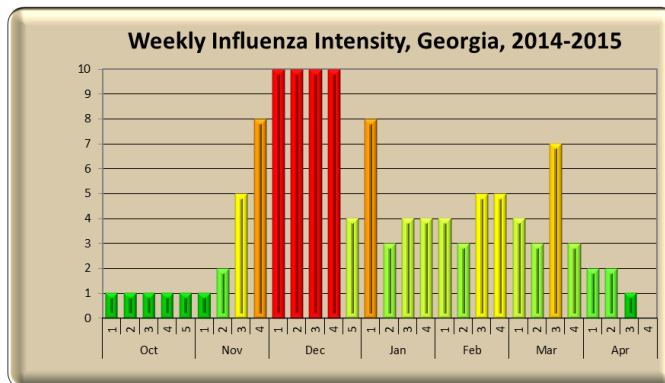
(This graph uses the proportion of outpatient visits for ILI to measure the ILI severity in Georgia.) For a national view, visit <http://cdc.gov/flu/weekly/>

**Georgia ILI Intensity Indicator**



ILI Activity Levels (1 - 10) correspond to the number of standard deviations away from the 3-year mean for the current week.

This week the intensity level is:  
**Minimal = 1**



**Georgia ILI Geographic Dispersion**

This Week's Flu Code is:

**SPORADIC**

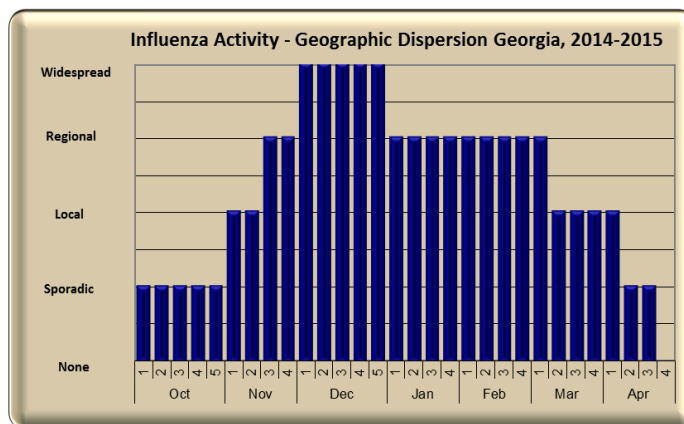
Sporadic = ILI activity has not increased and there are isolated lab-confirmed cases of influenza in the state

OR

ILI activity has not increased and there is a lab confirmed influenza outbreak in one institution throughout the state

**Council of State and Territorial Epidemiologists Report – Geographic Dispersion**

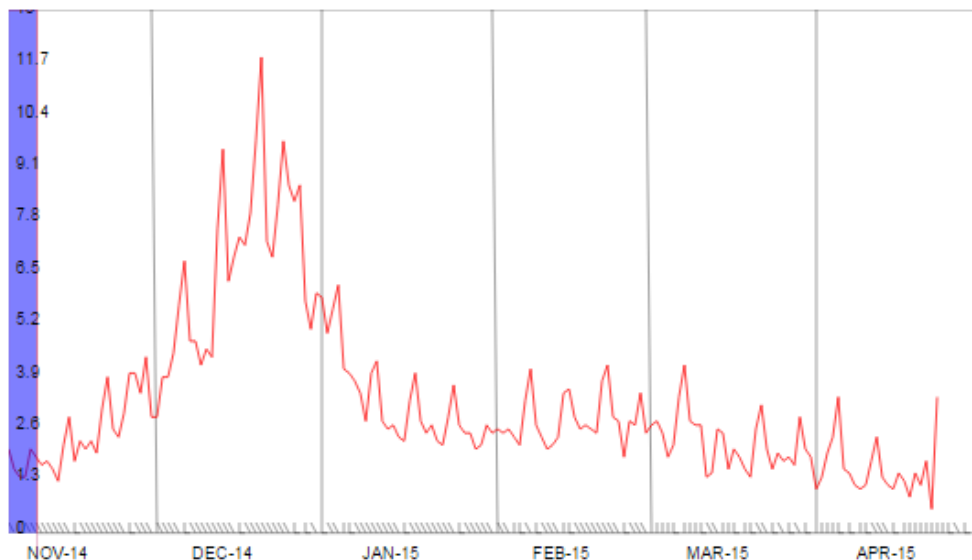
(This graph reflects geographic dispersion and is not an indicator of influenza severity)



GEORGIA  
DEPARTMENT OF  
PUBLIC HEALTH

Syndromic Surveillance  
Data Daily Influenza-like  
Illness Syndrome  
(percentage of ILI visits)

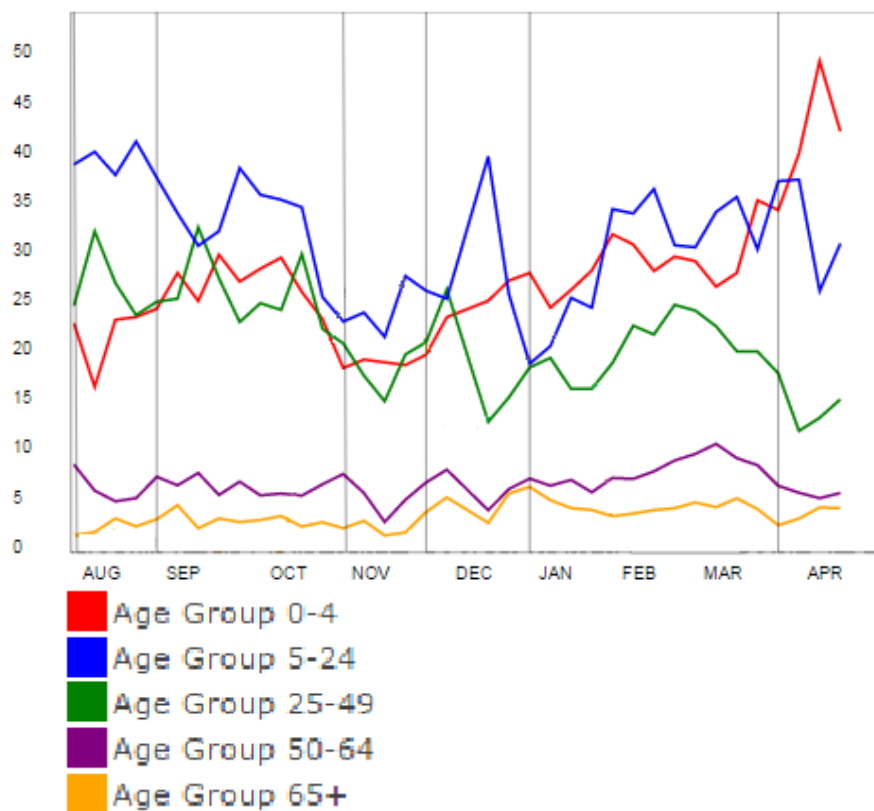
### Daily Percent of ILI Syndrome Visits to Georgia Emergency



During **week 15** the daily percentage of patients seen for ILI in Georgia Emergency Departments reporting to our syndromic surveillance system decreased.

Syndromic Surveillance  
Data Weekly Influenza-like  
Illness Syndrome  
(percentage of ILI visits by  
Age Group)

### Weekly Percent of ILI Syndrome Visits by Age Group



**GEORGIA  
DEPARTMENT OF  
PUBLIC HEALTH**

**Influenza Hospitalizations in the eight county metro Atlanta area 2014-2015** (Emerging Infections Program data)

**Influenza-Associated Deaths 2014-2015 Statewide** (Influenza-associated deaths are a notifiable condition in Georgia)

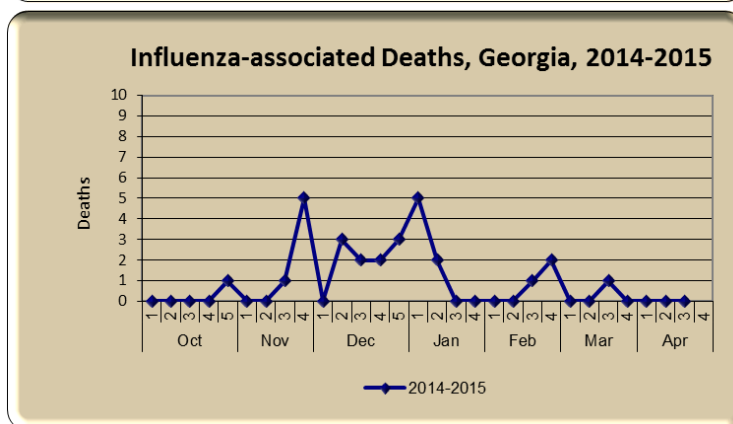
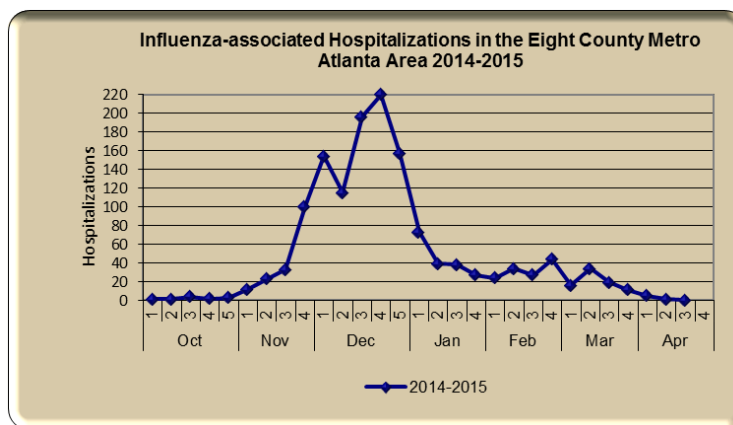
**Influenza-Associated hospitalizations in the eight-county metro Atlanta area** (Emerging Infections Program data)

**Influenza-Associated deaths reported to Public Health**

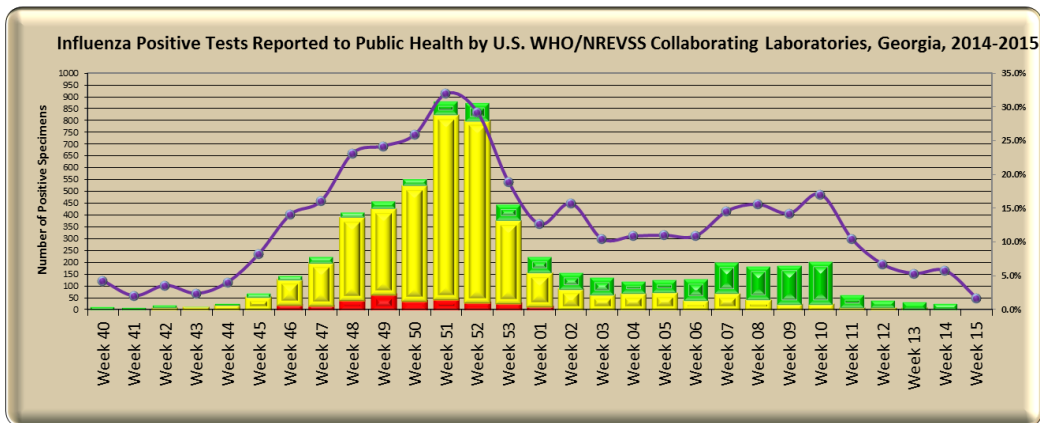
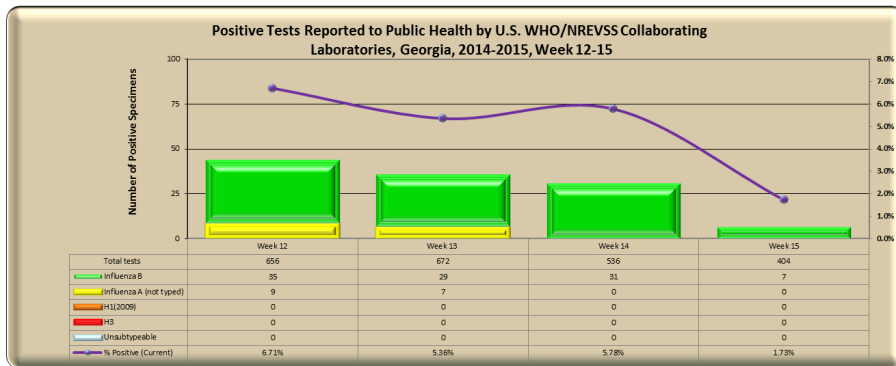
**Georgia Influenza-Associated Hospitalizations and Deaths**

	<b>Number of Hospitalizations (8- County Metro-Area Only)</b>	<b>Hospitalization Rate (Cases/100,000 people)</b>
0 - 4	99 (6.9%)	<b>36.74</b>
5 -17	119 (8.3%)	<b>16.69</b>
18 - 49	248 (17.2%)	<b>13.64</b>
50 - 64	240 (16.7%)	<b>34.61</b>
65+	732 (50.9%)	<b>197.65</b>
Total	1,438	<b>38.31</b>

<b>Age Group</b>	<b>Number of Deaths</b>	
0 - 4	1	
5 -17	0	
18 - 49	5	
50 - 64	3	
65+	19	
Total	<b>28</b> (all confirmed influenza-associated deaths, 9/29/2014-4/24/2015)	

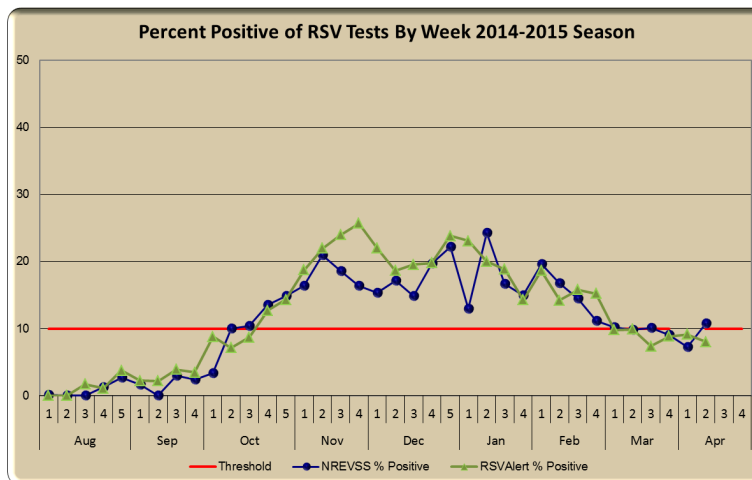


### Georgia Virologic Surveillance Data



**Note:** Includes rapid tests reported from reference Laboratories and the Georgia Public Health Laboratory; not all positive laboratory results for influenza are reported to Public Health.

### Respiratory Syncytial Virus (RSV) Surveillance Data



**GEORGIA  
DEPARTMENT OF  
PUBLIC HEALTH**

2 Peachtree St. N.W.  
Atlanta, GA 30303

Phone: 404-463-4625  
Fax: 404-657-7517

E-mail: [Audrey.Kunkes@dph.ga.gov](mailto:Audrey.Kunkes@dph.ga.gov)

**GA DPH on the web !**  
<http://dph.georgia.gov/>

### Georgia threshold of RSV season onset and end

RSV season onset is defined as the first week of two (2) consecutive weeks when the percent positive of **ALL** lab confirmed tests are greater than or equal to 10%. The end of RSV season is now defined as the first week of two consecutive weeks when the percent positive of **ALL** lab confirmed tests are less than 10%.

**RSV Season Status: OFF**



### Flu News

[Flu Scan: Flu ebbs further in US; Vietnamese H5N1 vaccine trial](#)

[Flu Scan: Flu and school closure; Global flu activity ebbs](#)

[Flu Scan: Flu vaccine recall; H7N9 case in China; US flu declines further; FDA's Flublok claims warning](#)

[Minnesota declares state of emergency over bird flu in poultry](#)