

# Georgia Weekly Influenza Report

MMWR Week 41

Updated 10/21/2016

## Week 41 (October 9 - 15 2016) Synopsis

**During week 41 there was minimal influenza activity in Georgia with sporadic occurrences of sustained flu transmission.**

- **Outpatient Illness Surveillance (ILINet):** The proportion of outpatient visits for ILI was **2.02%**, which is **below** the Georgia baseline of 2.1%.
- **Geographic Spread of Influenza:** The geographic spread of influenza in Georgia was **SPORADIC** during week 41.
- **Metro Area Hospitalizations:** There were 2 hospitalizations due to influenza infection during week 41. There have been 3 hospitalizations due to influenza so far this season.
- **Influenza Related Deaths:** There were 0 confirmed deaths due to influenza.
- **Viral Surveillance:** Of the **167** specimens tested by Georgia clinical laboratories reporting to the National Respiratory and Enteric Virus Surveillance System (NREVSS) during week 41, **4 (2.4%)** were positive for influenza. Public Health Laboratories tested 16 specimens during week 41, 0 were positive for influenza.
- **Reported Influenza Outbreaks:** There were 0 outbreaks reported to public health during week 41.
- **RSV Viral Surveillance:** Of the **64** specimens tested and reported by the Georgia Public Health Laboratory (GPHL) and the National Respiratory and Enteric Virus Surveillance System (NREVSS) collaborating laboratories during week 41, the percent positive of **ALL** laboratory tests was 20.31%.

---

## Flu News

---

[Health Map Vaccine Finder](#)

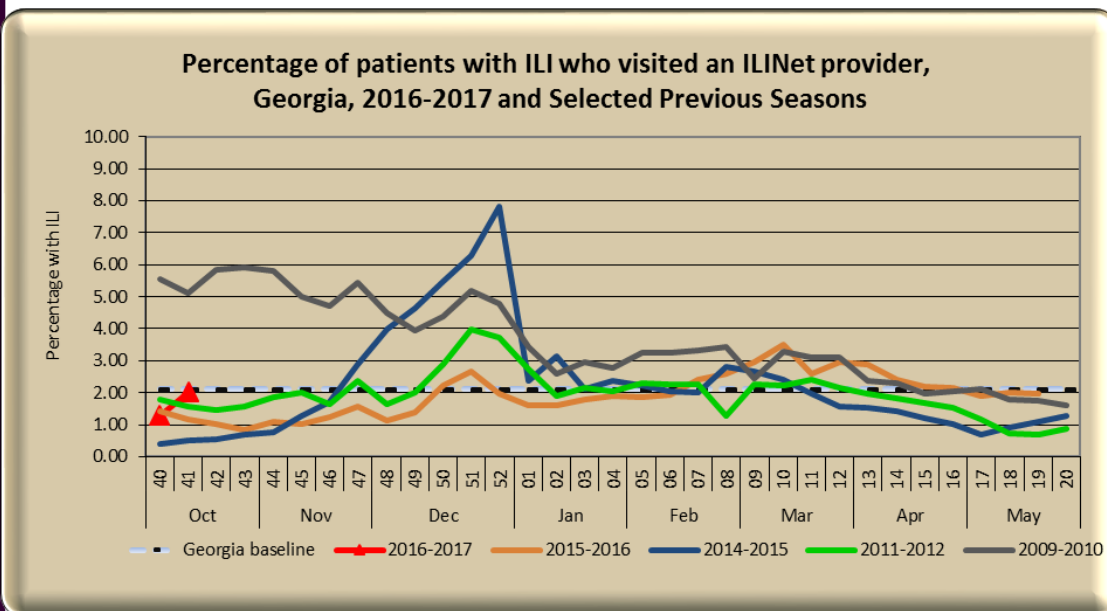
[CFDA Approves Flublok® Quadrivalent Influenza Vaccine](#)

[Reassortant Eurasian Avian-Like Influenza A\(H1N1\) Virus from a Severely Ill Child, Hunan Province, China, 2015](#)

**GEORGIA  
DEPARTMENT OF  
PUBLIC HEALTH**

**Percentage of patients with ILI reported by ILINet providers**  
(Volunteer providers who report percentage of patients with ILI seen by their practice or facility weekly. This week there are currently **53** ILINet providers reporting in Georgia.)

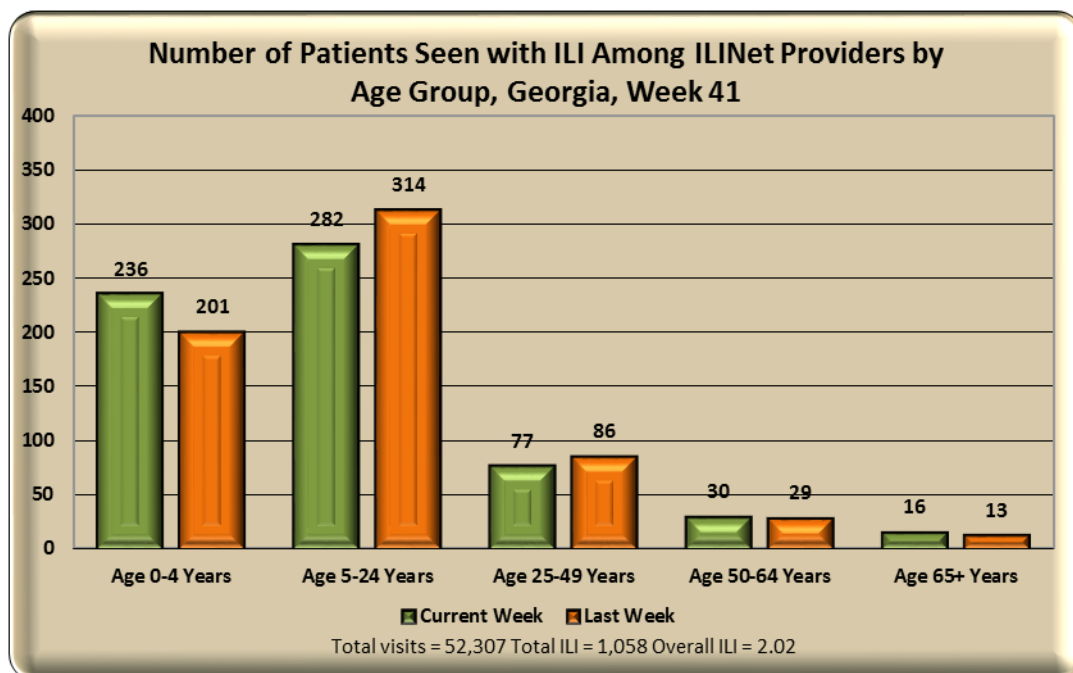
**ILINet Provider Network Data**



This Week: **2.02%** of patients seen in ILINet Provider offices were diagnosed with ILI.

Note: The Georgia baseline is formulated by averaging ILI percentage during weeks of endemic activity determined by laboratory results for influenza.

**ILINet Patient Visits By Age Group**



**ILINet patient visits by age group**

This graph displays the number of patients seen at sentinel provider offices and diagnosed with ILI in the past week. The data are stratified by age-group.

During **week 41** those under 24 years of age were most often seen with ILI symptoms by ILINet providers.

**GEORGIA  
DEPARTMENT OF  
PUBLIC HEALTH**

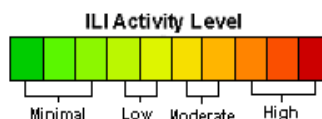
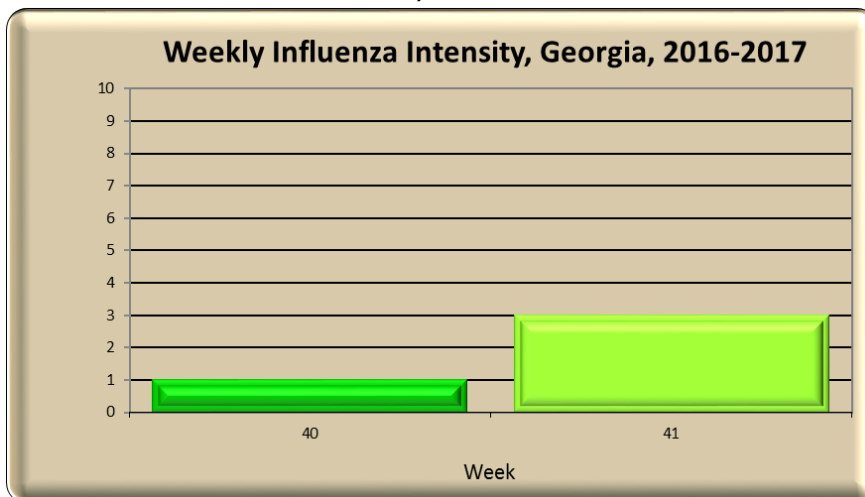
**ILI Activity Level Indicator - ILINet**

(This graph uses the proportion of outpatient visits for ILI to measure the ILI severity in Georgia.) For a national view, visit <http://cdc.gov/flu/weekly/>)

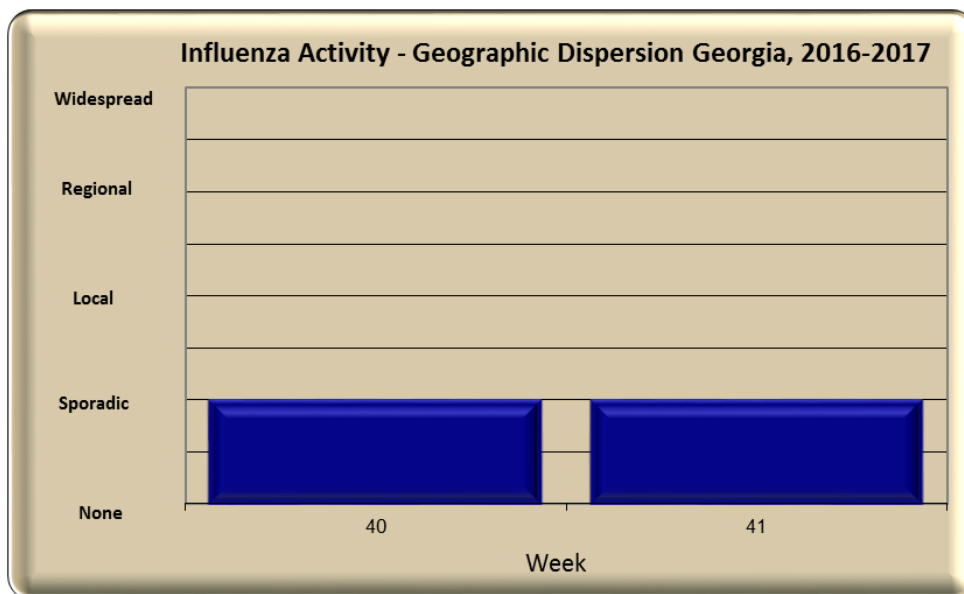
**Georgia ILI Intensity Indicator**

ILI Activity Levels (1 - 10) correspond to the number of standard deviations away from the 3-year mean for the current week.

This week the intensity level is: **Minimal = 3**



**Georgia ILI Geographic Dispersion**



This Week's Flu Code is:

**SPORADIC**

ILI activity has not increased and isolated lab-confirmed cases of influenza

OR

ILI activity has not increased and a lab confirmed influenza outbreak in one institution.

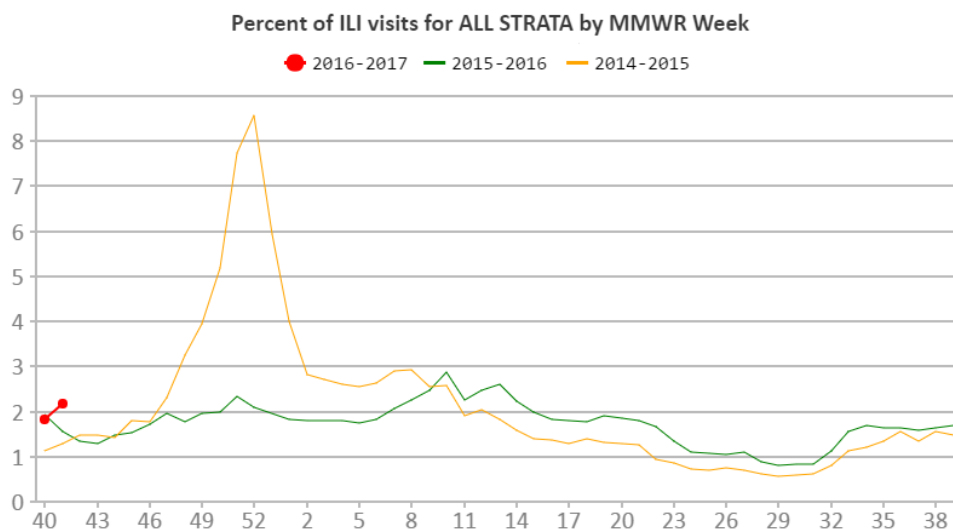
**Council of State and Territorial Epidemiologists Report – Geographic Dispersion**

(This graph reflects geographic dispersion and is not an indicator of influenza severity)

GEORGIA  
DEPARTMENT OF  
PUBLIC HEALTH

Syndromic Surveillance  
Data Daily Influenza-like  
Illness Syndrome  
(percentage of ILI visits)

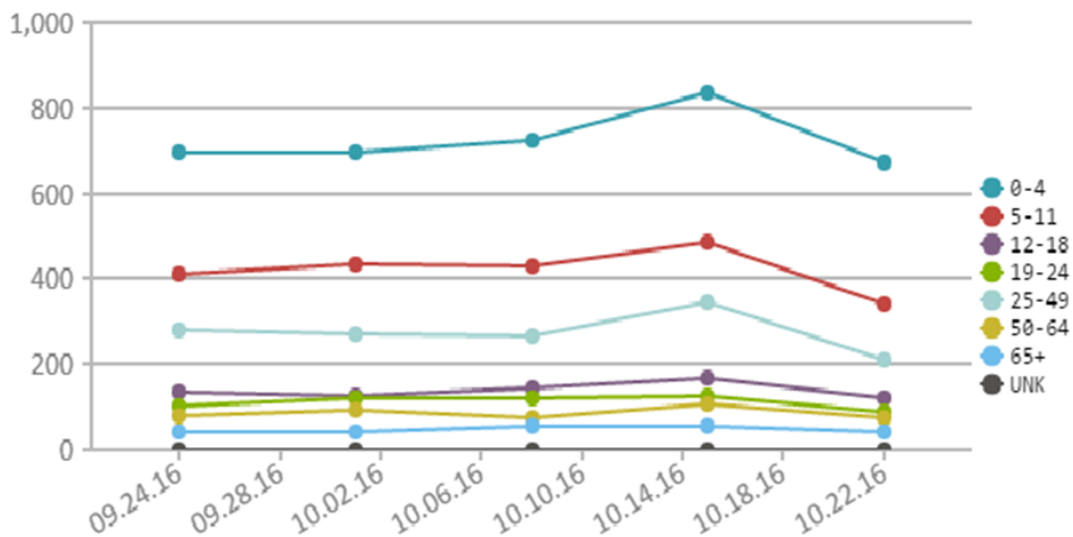
### Percent of ILI Visits to Georgia Emergency Departments by MMWR Week



During week 41 the weekly percentage of patients seen for ILI in Georgia Emergency Departments reporting to our syndromic surveillance system increased compared to the previous week.

### Number of Patient Visits with ILI Syndrome by Age Group

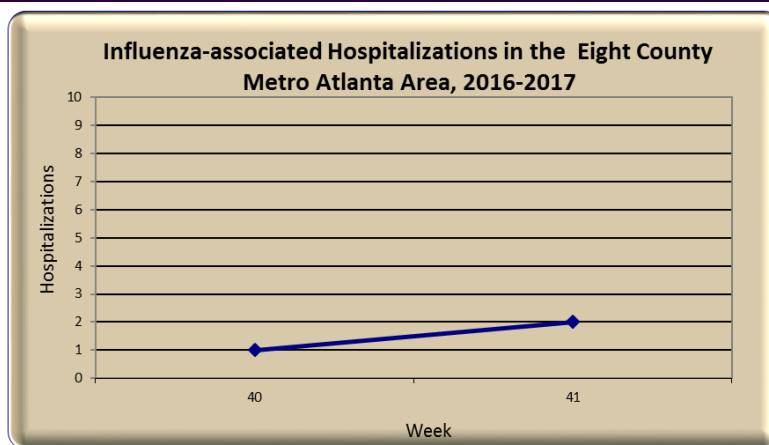
Syndromic Surveillance  
Data Weekly Influenza-like  
Illness Syndrome  
(percentage of ILI visits by  
Age Group)



### Georgia Influenza-Associated Hospitalizations

Age Group	Number of Hospitalizations (8- County Metro-Area Only)	Hospitalization Rate (Cases/100,000 people)
0 - 4	0	0
5 -17	0	0
18 - 49	0	0
50 - 64	2 (66.7%)	0.27
65+	1 (33.3%)	0.24
Total	3	0.08

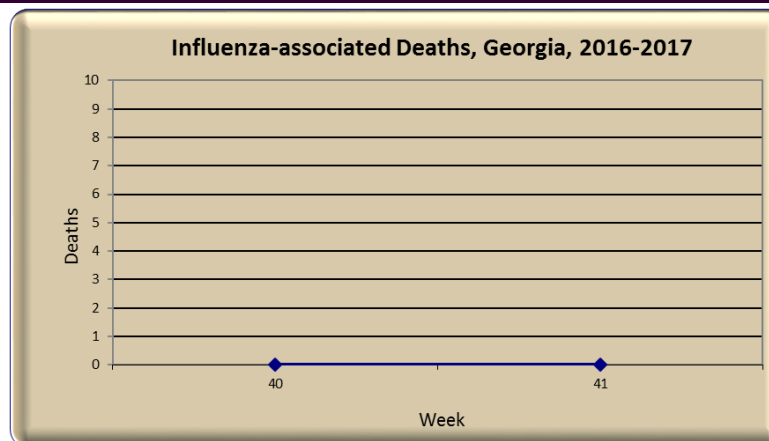
**Influenza Hospitalizations in the eight county metro Atlanta area 2016-2017** (Emerging Infections Program data)



### Georgia Influenza-Associated Deaths

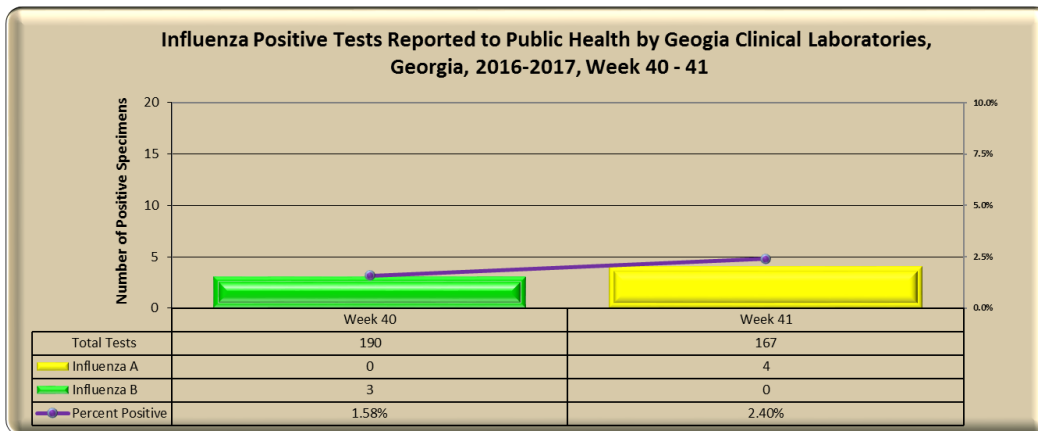
Age Group	Number of Deaths
0 - 4	0
5 -17	0
18 - 51	0
51 - 64	0
65+	0
Total	0

**Influenza-Associated Deaths 2016-2017 Statewide** (Influenza-associated deaths are a notifiable condition in Georgia)



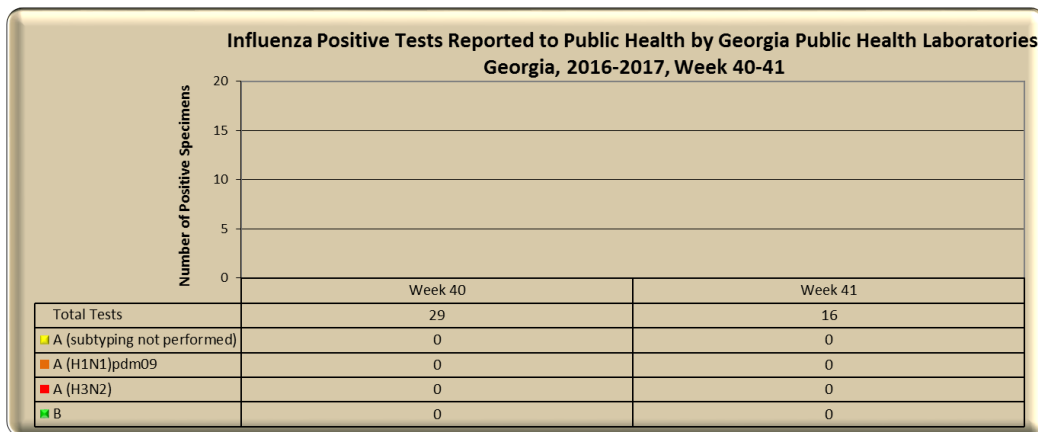
**GEORGIA  
DEPARTMENT OF  
PUBLIC HEALTH**

**Georgia Virologic Surveillance Data**



During **week 41** Georgia clinical laboratories reporting to NREVSS tested 167 specimens for influenza, 4 (2.4%) were positive. The only strain identified was influenza A.

Note: No subtyping information will be released from clinical laboratories



Public Health Laboratories tested 16 specimens for influenza during **week 41**, none were positive.

**Georgia threshold of RSV season onset and end**

RSV season onset is defined as the first week of two (2) consecutive weeks when the percent positive of **ALL** lab confirmed tests are greater than or equal to 10%. The end of RSV season is now defined as the first week of two consecutive weeks when the percent positive of **ALL** lab confirmed tests are less than 10%.

**RSV Season Status: ON**

**Respiratory Syncytial Virus (RSV) Surveillance Data**

