

# Georgia Weekly Influenza Report

MMWR Week 52

Updated 1/8/2016

## Week 52 (Dec. 27 - Jan. 2, 2016) Synopsis

**During week 52 there was low influenza activity in Georgia with sporadic occurrences of sustained flu transmission.**

- **Outpatient Illness Surveillance (ILINet):** The proportion of outpatient visits for ILI was **1.95%**, which is **above** the Georgia baseline of 1.6%.
- **Geographic Spread of Influenza:** The geographic spread of influenza in Georgia was **SPORADIC** during week 52.
- **Metro Area Hospitalizations:** There were 0 hospitalizations due to influenza infection during week 52. There have been 33 hospitalizations due to influenza infection so far this season.
- **Influenza Related Deaths:** There were 0 confirmed deaths due to influenza. There has been 1 confirmed influenza-associated death as of 1/8/2016.
- **Viral Surveillance:** Of the **608** specimens tested by Georgia clinical laboratories reporting to the National Respiratory and Enteric Virus Surveillance System (NREVSS) during week 52, **4 (1.64%)** were positive for influenza. Georgia Public Health Laboratory (GPHL) did not report any influenza testing during week 52.
- **Reported Influenza Outbreaks:** There were **0** influenza-related outbreaks reported to public health during week 52.
- **RSV Viral Surveillance:** Of the **447** specimens tested and reported by the Georgia Public Health Laboratory (GPHL) and the National Respiratory and Enteric Virus Surveillance System (NREVSS) collaborating laboratories during week 52, the percent positive of **ALL** laboratory tests was 32.21%.

---

## Flu News

---

[\*Find influenza vaccine providers in your area\*](#)

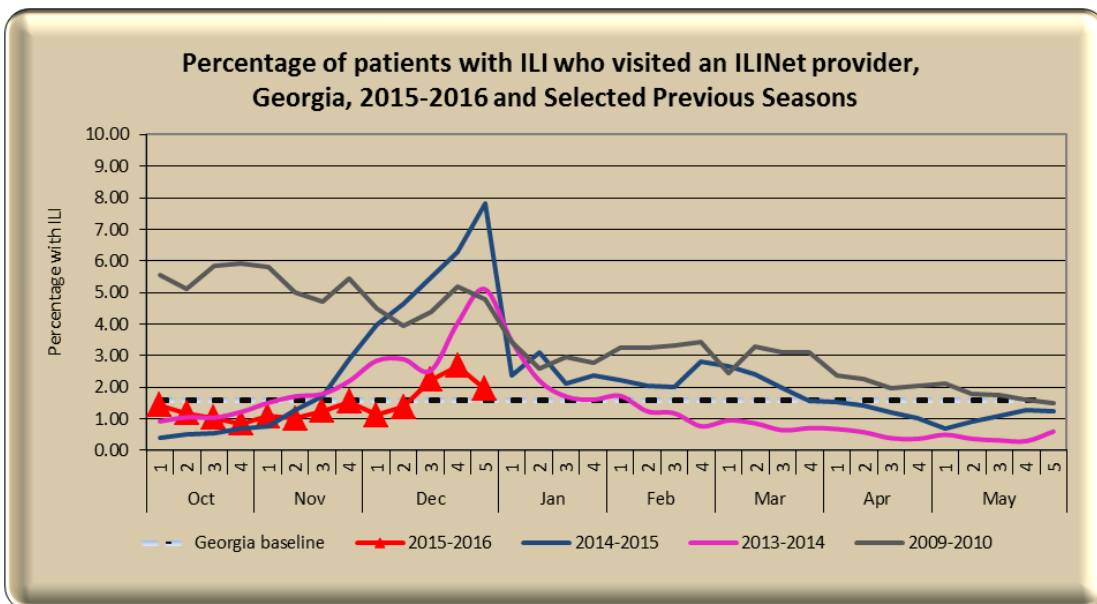
[\*\*Human infection with avian influenza A\(H5N6\) virus - China\*\*](#)

**GEORGIA  
DEPARTMENT OF  
PUBLIC HEALTH**

**Percentage of patients with ILI reported by ILINet providers**

(Volunteer providers who report percentage of patients with ILI seen by their practice or facility weekly. This week there are currently **25** ILINet providers reporting in Georgia.)

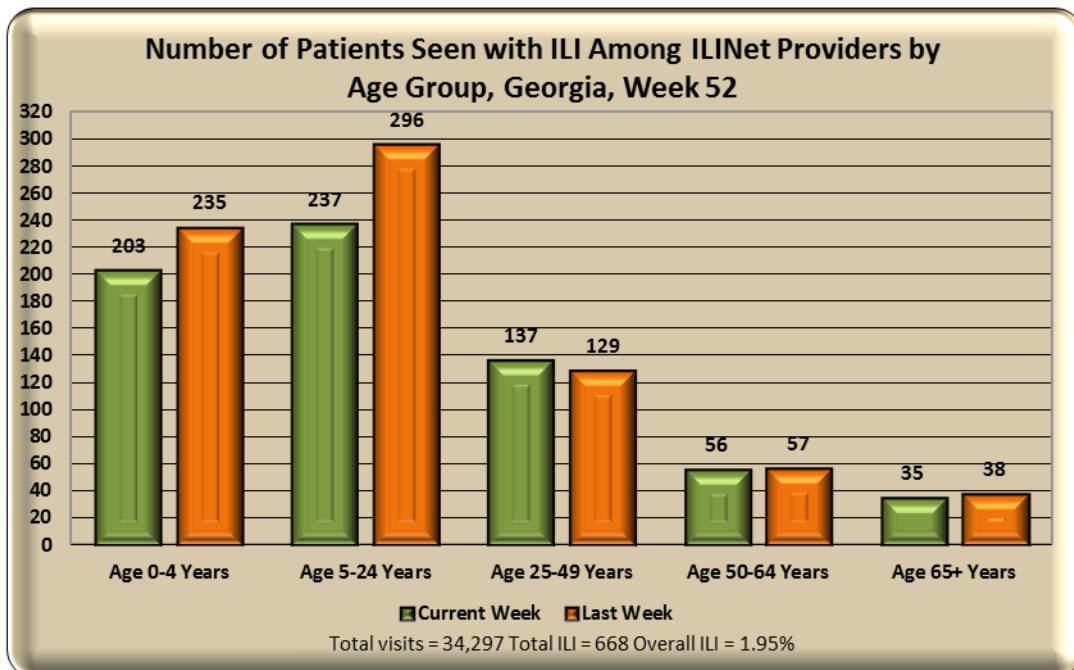
**ILINet Provider Network Data**



This Week: **1.95%** of patients seen in ILINet Provider offices were diagnosed with ILI.

Note: The Georgia baseline is formulated by averaging ILI percentage during weeks of endemic activity determined by laboratory results for influenza.

**ILINet Patient Visits By Age Group**



During **week 52** those under 24 years of age were most often seen with ILI symptoms by ILINet providers.

**ILINet patient visits by age group**

This graph displays the number of patients seen at sentinel provider offices and diagnosed with ILI in the past week. The data are stratified by age-group.

**GEORGIA  
DEPARTMENT OF  
PUBLIC HEALTH**

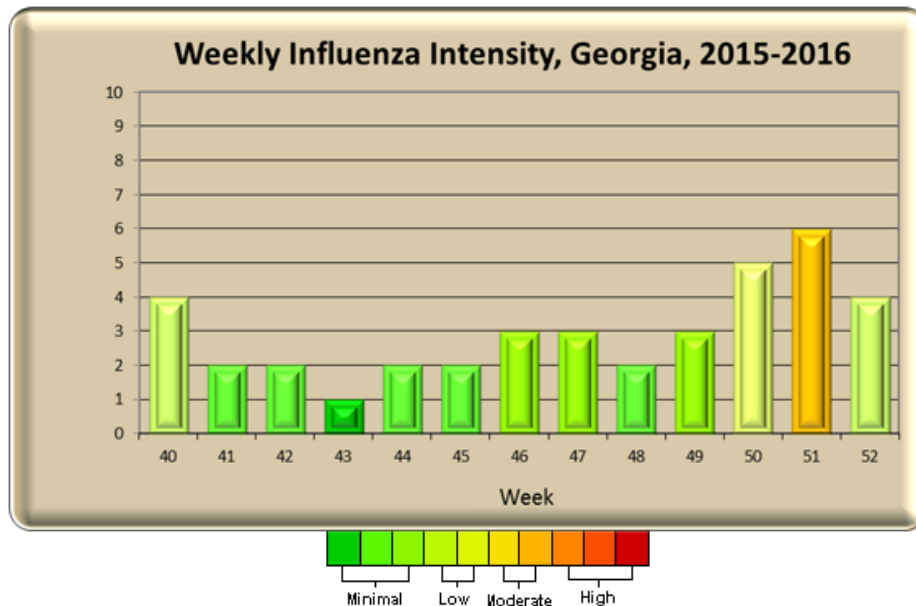
**ILI Activity Level Indicator - ILINet**

(This graph uses the proportion of outpatient visits for ILI to measure the ILI severity in Georgia.) For a national view, visit <http://cdc.gov/flu/weekly/>

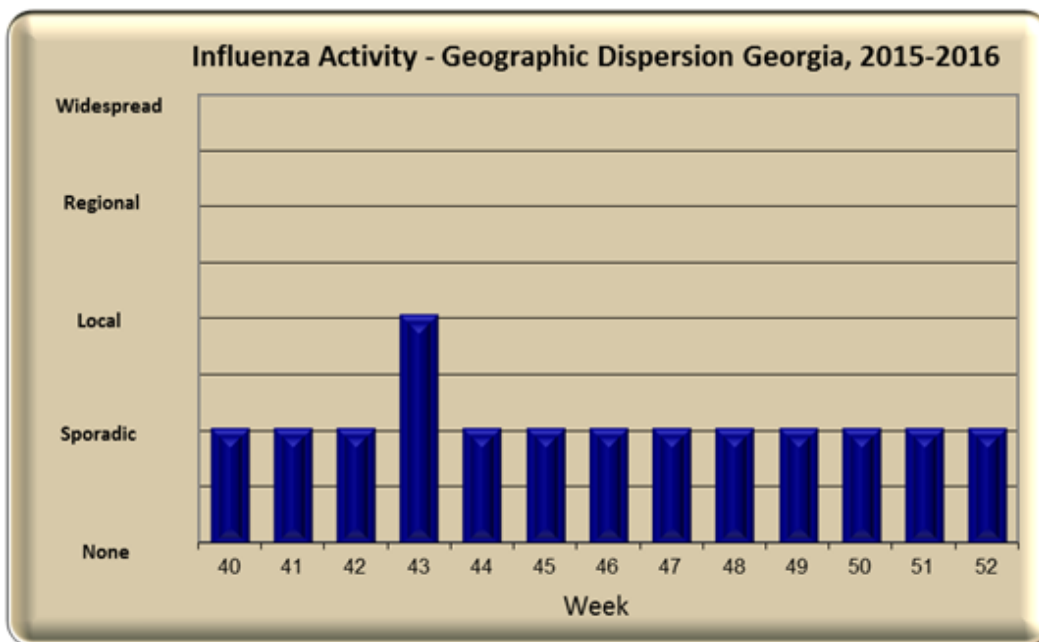
**Georgia ILI Intensity Indicator**

ILI Activity Levels (1 - 10) correspond to the number of standard deviations away from the 3-year mean for the current week.

This week the intensity level is: **Low = 4**



**Georgia ILI Geographic Dispersion**



This Week's Flu Code is:

**SPORADIC**

Sporadic = ILI activity has not increased and isolated lab-confirmed cases of influenza

OR

ILI activity has not increased and a lab confirmed influenza outbreak in one institution.

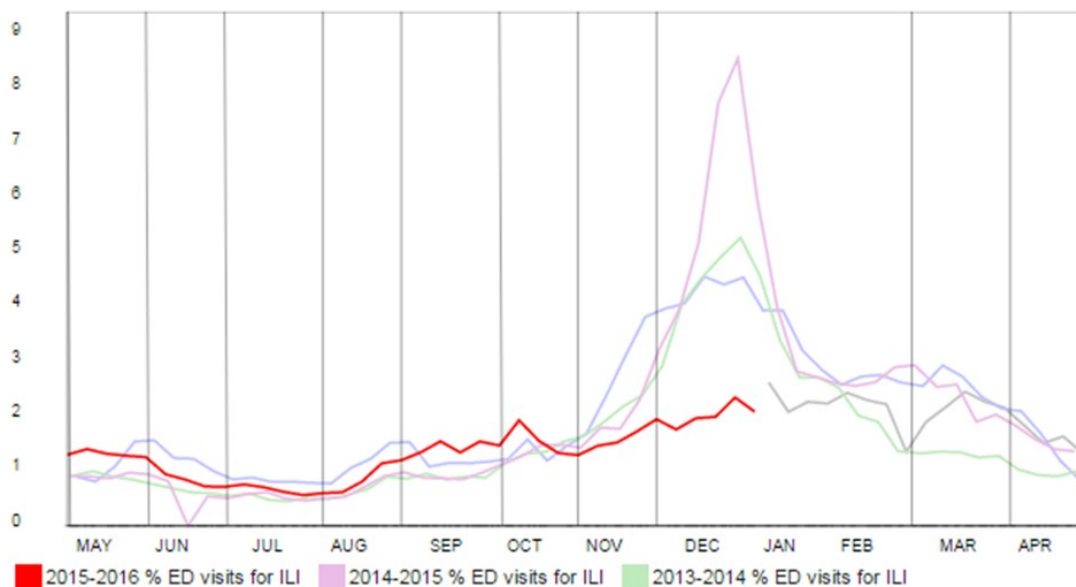
**Council of State and Territorial Epidemiologists Report – Geographic Dispersion**

(This graph reflects geographic dispersion and is not an indicator of influenza severity)

GEORGIA  
DEPARTMENT OF  
PUBLIC HEALTH

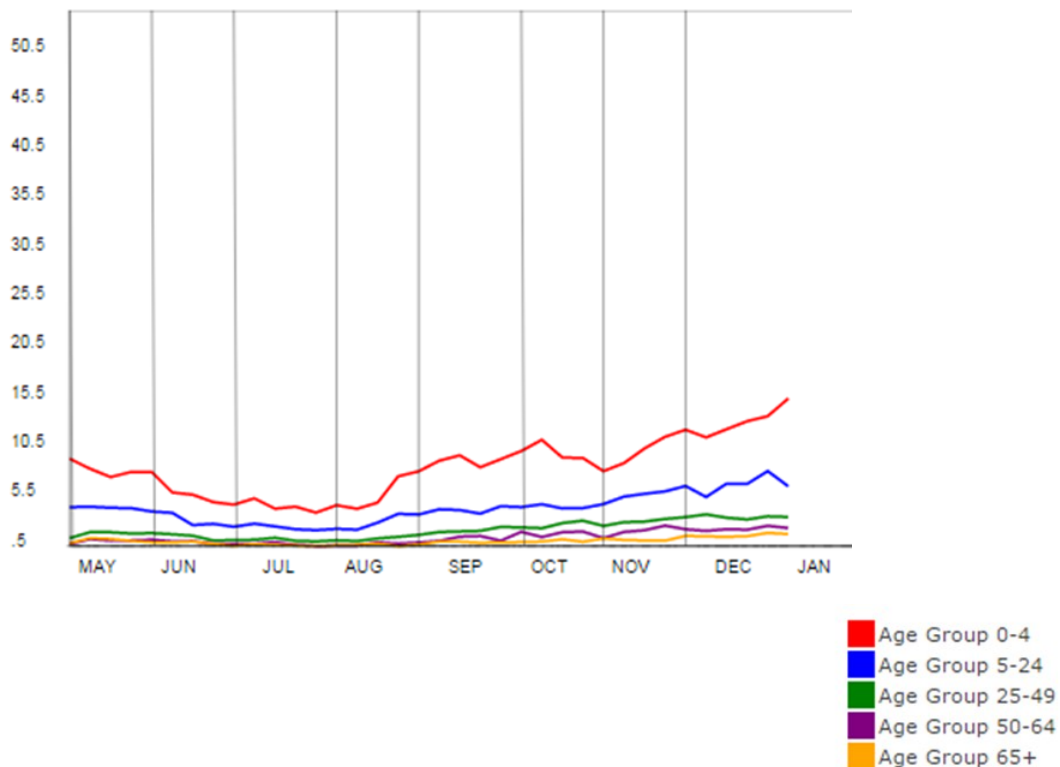
Syndromic Surveillance  
Data Daily Influenza-like  
Illness Syndrome  
(percentage of ILI visits)

Percent of ILI Visits to Georgia Emergency Departments by  
MMWR Week



During **week 52** the weekly percentage of patients seen for ILI in Georgia Emergency Departments reporting to our syndromic surveillance system increased slightly compared to the previous week.

Percentage of Patients with ILI Syndrome Visits by Age Group



Syndromic Surveillance  
Data Weekly Influenza-like  
Illness Syndrome  
(percentage of ILI visits by  
Age Group)

**GEORGIA  
DEPARTMENT OF  
PUBLIC HEALTH**

**Influenza Hospitalizations in the eight county metro Atlanta area 2014-2015** (Emerging Infections Program data)

**Influenza-Associated Deaths 2014-2015 Statewide** (Influenza-associated deaths are a notifiable condition in Georgia)

**Influenza-Associated hospitalizations in the eight-county metro Atlanta area** (Emerging Infections Program data)

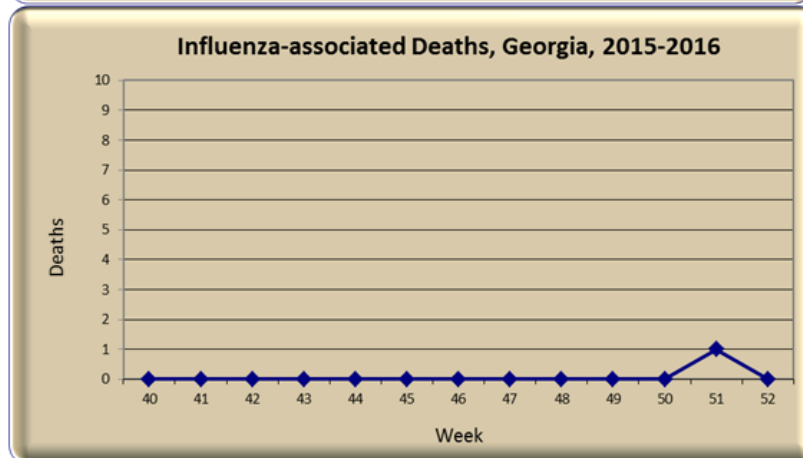
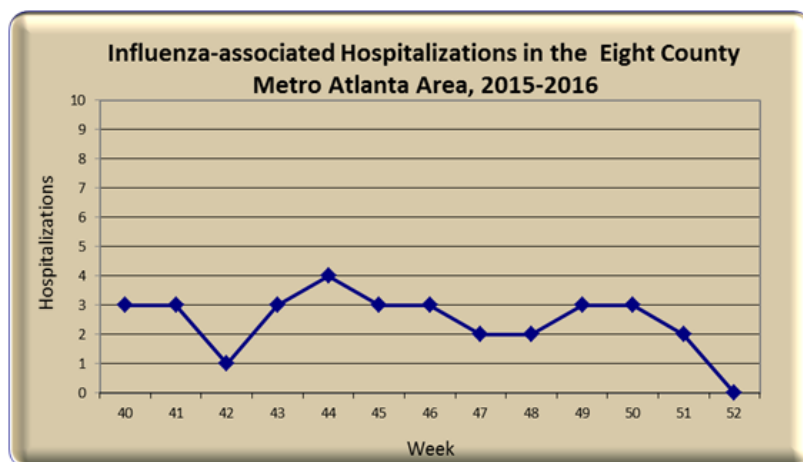
**Influenza-Associated deaths reported to Public Health**

## Georgia Influenza-Associated Hospitalizations and Deaths

Age Group	Number of Hospitalizations (8- County Metro-Area Only)
0 - 4	5
5 -17	0
18 - 51	10
51 - 64	6
65+	12
Total	33 (For confirmation, these data are delayed.)

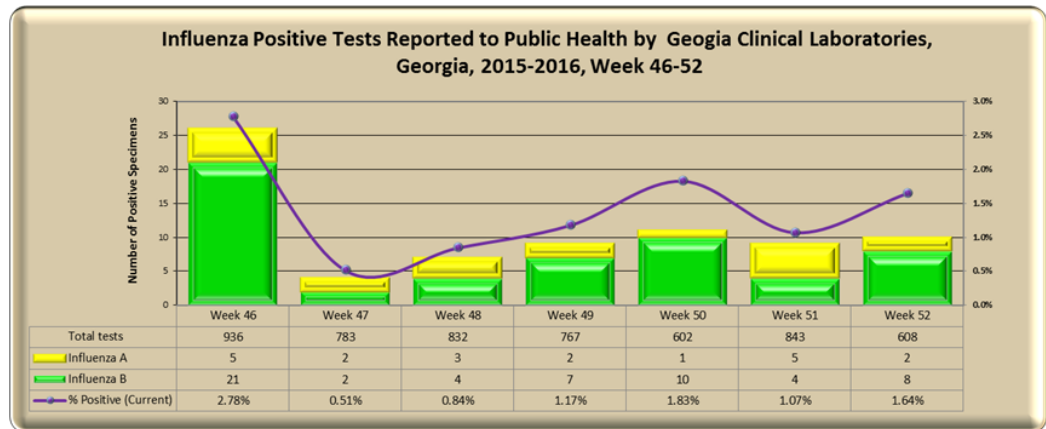
  

Age Group	Number of Deaths
0 - 4	0
5 -17	0
18 - 51	0
51 - 64	0
65+	1
Total	1 (For confirmation, these data are delayed.)



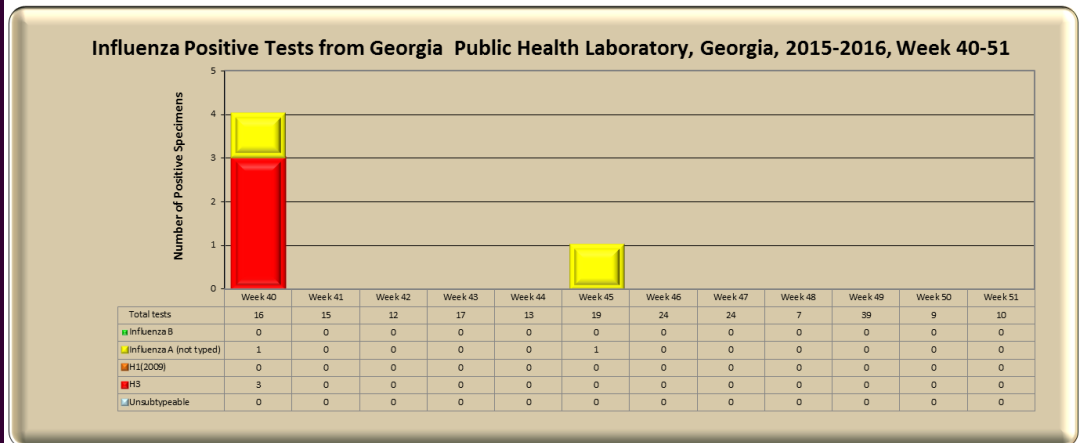
**GEORGIA  
DEPARTMENT OF  
PUBLIC HEALTH**

**Georgia Virologic Surveillance Data**



During **week 52** Georgia clinical laboratories reporting to NREVSS tested 608 specimens for influenza, 10 (1.69%) were positive. The predominate strain identified was influenza B.

Note: No subtyping information will be released from clinical laboratories



Georgia Public Health Laboratory (GPHL) did not report any influenza testing during **week 52**.

**Georgia threshold of RSV season onset and end**

RSV season onset is defined as the first week of two (2) consecutive weeks when the percent positive of **ALL** lab confirmed tests are greater than or equal to 10%. The end of RSV season is now defined as the first week of two consecutive weeks when the percent positive of **ALL** lab confirmed tests are less than 10%.

**RSV Season Status: ON**

**Respiratory Syncytial Virus (RSV) Surveillance Data**

